

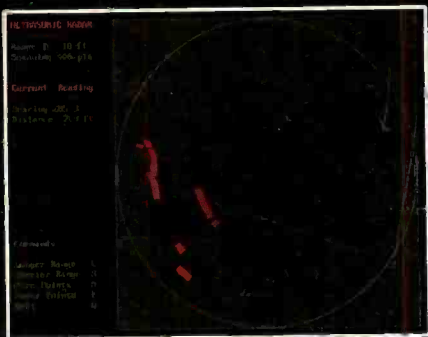
Electronics

NOW

Combined with
**Radio
Electronics**

BUILD AN ULTRASONIC RADAR STATION

and keep tabs
on your
surroundings!




Build a
SMART TURN SIGNAL
that puts Detroit's
version to shame!

Learn the theory behind
BIPOLAR TRANSISTORS
and put them to work in
practical applications!

How to design and produce
**PROFESSIONAL-QUALITY
PC BOARDS**
at home!

A look at
SPECTRUM ANALYZERS
and how they are used

Easy-to-build
AURORA MONITOR
keeps track of solar storms



\$3.50 U.S.
\$3.95 CAN

A
GERNSBACK
PUBLICATION

***** 5-DIGIT 95067
303178BRKPOB67397 09 P40



APR 94

CHRIS BARKER

RB *

There are copies and then there are originals. Only Fluke meters – the original and most copied DMMs in the world – deliver the safety, quality and value they promise. They're built tough enough to achieve C.S.A. and U.L. listings, not to mention the considerable on-the-job punishment they endure. Each meter is loaded with features, of course. But those features are also designed to work together intelligently, so your job is easier. Faster. And safer.

If you're going to spend your hard-earned money on a multimeter, why buy an inferior copy when you can own an original? See Fluke's full line of handheld meters and accessories at your local distributor; or call 1-800-87-FLUKE for the name and number.

O R I G I N A L S



FLUKE®

© Copyright 1993 John Fluke Mfg. Co., Inc. P.O. Box 9090 M/S 250E Everett, WA 98206 U.S.: 206-356-5400
Canada: 416-890-7600 Other Countries: 206-356-5500 All rights reserved. Ad no. 00381

CIRCLE 121 ON FREE INFORMATION CARD

BUILD THIS

31 ULTRASONIC RADAR

Add an ultrasonic rangefinder with RADAR-like display to your computer.

Ronald M. Jackson

63 SMART TURN SIGNAL

It turns itself off when you forget!

David J. Sweeney

66 AURORA MONITOR

Accurately predict when the Aurora Borealis will be visible.

Tom L. Petruzzellis

TECHNOLOGY

39 SCREEN PRINTING PC BOARDS

Duplicate the commercial manufacturing process—at home.

William Alford

42 IRON-ON PC-BOARD PATTERNS

An easy way to make PC boards at home.

Alan Nishioka

46 THE SPECTRUM ANALYZER

Learn more about this important piece of test gear.

Fernando Garcia Viesca

57 BIPOLAR TRANSISTORS

The basics of the cornerstone of solid-state electronics.

Ray Marston

DEPARTMENTS

6 VIDEO NEWS

What's new in this fast-changing field.

David Lachenbruch

16 AUDIO UPDATE

More tips on buying a speaker system.

Larry Klein

74 HARDWARE HACKER

Single-station FM traps, and more.

Don Lancaster

84 DRAWING BOARD

Eliminating software documentation checks.

Robert Grossblatt

91 COMPUTER CONNECTIONS

New and interesting products.

Jeff Holtzman

AND MORE

98 Advertising Sales Offices

98 Advertising Index

94 Buyer's Mart

14 Letters

27 New Lit

22 New Products

8 Q&A

4 What's News

Electronics NOW®

Hugo Gernsback (1884-1967) founder

Larry Steckler, EHF, CET,
editor-in-chief and publisher

EDITORIAL DEPARTMENT

Brian C. Fenton, editor

Marc Spiwak, associate editor

Neil Sclater, associate editor

Teri Scaduto, assistant editor

Jeffrey K. Holtzman
computer editor

Robert Grossblatt, circuits editor

Larry Klein, audio editor

David Lachenbruch
contributing editor

Don Lancaster
contributing editor

Evelyn Rose, editorial assistant

ART DEPARTMENT

Andre Duzant, art director

Injae Lee, illustrator

Russell C. Truelson, illustrator

PRODUCTION DEPARTMENT

Ruby M. Yee, production director

Karen S. Brown
advertising production

Marcella Amoroso
production assistant

Lisa Rachowitz
editorial production

CIRCULATION DEPARTMENT

Jacqueline P. Cheeseboro
circulation director

Wendy Alanko
circulation analyst

Theresa Lombardo
circulation assistant

Michele Torriello
reprint bookstore

Typography by Mates Graphics

Cover photo by Diversified Photo Services.

Electronics Now is indexed in *Applied Science & Technology Index*, and *Readers Guide to Periodical Literature*, *Academic Abstracts*, and *Magazine Article Summaries*.

Microfilm & microfiche editions are available. Contact circulation department for details.

Advertising Sales Offices listed on page 98.

Electronics Now Executive and Administrative Offices
1-516-293-3000.

Subscriber Customer Service:
1-800-288-0652.

Order Entry for New Subscribers:
1-800-999-7139.



Audit Bureau
of Circulations
Member



ONCE YOU'VE GOT IT DESIGNED, YOU'VE GOT IT MADE.



Now you can take those hot, new logic or block design diagrams, and quickly, easily bring them up to reality...in minutes...without solder!

Build circuits as fast as you can think. Test. Modify. Expand. Without burned-out parts or burnt fingers. Save time, money...and prove that you know that you're talking about... before you use your CAD.

Specify PROTO BOARD Brand, Today's recognized Standard for Quality in breadboarding. Here are five expandable breadboards, offering countless arrays of solderless sockets and bus strips that emulate pc board layouts. Pop in components. Pop them out again. Microprocessors. Memory. Large DIPs. Tiny discretes. Makes no difference. The patented aluminum backplane lets you work at

frequencies from DC to half-a-GigaHertz or 500MHz.

Need power? A powered PROTO BOARD Brand offers up to triple voltage power supplies, +5V, +12V, -12V, with regulated/current limited DC power. Over 2,250 tie points with 24 IC capacity and 14 pin DIPs. Super for TTL, CMOS, Op-Amps and microprocessor circuits. And lots more.

Best of all, your hassle-free American-made PROTO BOARD Brand comes with an unlimited lifetime guarantee on all the breadboard sockets. Prices are so modest, you'll wonder why you waited this long to specify PROTO BOARD Brand. Order today.



GLOBAL SPECIALTIES

*Easy does it!*TM

Global Specialties. An Interplex Electronics Company.
70 Fulton Terrace, New Haven, CT 06512.
Telephone: (203) 624-3103. © Interplex Electronics 1989.
All Global Specialties breadboarding products made in USA.

CIRCLE 185 ON FREE INFORMATION CARD

A0010



Call toll-free for details
1-800-572-1028

WHAT'S NEWS

A review of the latest happenings in electronics.

Energy-saving computer

IBM has introduced a new personal computer that is said to use less energy than most desktop PC's. The IBM PS-2E includes many of the energy-saving features of a laptop computer such as a flat-panel liquid-crystal display and a 3.3-volt power supply. IBM says that the computer consumes 60 watts of electricity compared with the 150 to 220 watts consumed by most PC's. If not used continuously, the PS-2E lapses into a "sleep mode" in which it consumes less than 20 watts.

In another development, IBM introduced its first subnotebook computer, the Thinkpad 500. It weighs in at 3.8 pounds, 0.2 pounds under the weight limit for the category. Priced at \$2000 and equipped with a 486 microprocessor, it will compete against subnotebooks such as Hewlett-Packard's Omnibook as well as those from Zeos, Dell, and Zenith Data Systems.

Wireless modems

Motorola Inc. has announced the technology for a new generation of wireless modems that are small enough to fit in the slots of many handheld computers and other portable communications equipment. The modem is about the size of credit card with 9-volt transistor bat-

tery on one end. However, products will not be available until early next year.

This new family of PCMCIA (Personal Computer Memory Card International Association)-format intelligent wireless modems, the first of its kind, will enable both one- and two-way, wide and local-area networking, and will operate over the most popular public and private networks. It supports credit-card-size peripheral devices that add memory and input/output capabilities to computers.

According to Motorola, the innovation is in its small package size that scales down the conventional wireless modems to a size appropriate for portable computers. The modem will be able to send electronic mail, gain access to information services, and exchange files "on the road."

Motorola has gained the support of most of the companies with a stake in wireless computing for its new product. These include Apple Computer, Compaq Computer, Dell Computer, Hewlett-Packard, IBM, Microsoft, Sony and Toshiba.

Cable- and phone-company partnership

U.S. West (Englewood, CO), a regional Bell operating telephone

company has joined in a strategic alliance with Time Warner Entertainment, the country's second-largest cable TV company. U.S. West, a company that provides phone service in the northwest region of the country, will provide telecommunications expertise for Time Warner's existing cable franchises. The intent of the agreement is to build interactive networks for communications and entertainment in homes and businesses in 36 states.

In addition to providing video-on-demand, TV shopping and games, the alliance will challenge the existing status in communications services. If FCC approval is granted, the system would allow Time-Warner cable subscribers in New York City, for instance, to bypass New York Telephone to make long-distance phone calls.


Another service contemplated, again assuming an FCC frequency allocation, is wireless personal communications services that would allow local phone calls to be made over the cable system.

U.S. West is reported to be investing \$2.5 billion in the Time Warner venture. It is expected that \$1 billion will be spent in building Time Warner's two-way video, data, and voice network; the rest will reduce the debt from the 1990 merger of Time and Warner. The two companies will share equally in the design, implementation, and direction of the proposed full service networks.

Cellular personal-security service

A new cellular-radio-based service is expected to provide personal security and quickly locate and send help to persons in distress. Help Express (San Diego, CA) has proposed the system based on its proprietary mobile and handheld cellular phones and a cellular home-alarm system.

The Help Express Service is ex-



CREDIT-CARD-SIZE INTELLIGENT wireless modem from Motorola.



PRESS A BUTTON ON THE HELPFON (top) to get help from Help Express Service Center (bottom), to use cellular and mapping equipment to pinpoint the location subscribers in distress, and send emergency assistance.

pected to locate and respond to each subscriber. In emergency situations, such as medical emergencies, home fires, or car breakdowns in critical locations, trained personnel would be dispatched to help. The touch of a button will activate the system. This makes it especially attractive in situations where the subscriber might not have the time to dial the 911 number and explain the emergency to an operator.

In situations where there is time for conversation, the system offers duplex voice capability. Subscribers to Help Express can get assurance, first-aid advice, or directions to the nearest hospital, service station, or police station.

Help Express claims that it can instantly locate its subscribers with transmitted cellular-telephone signals. They are translated into location "fixes" on computers equipped with MapInfo desktop mapping software from MapInfo Corp. (Troy, NY).

The mapping system includes the positions of major street intersections, public buildings, shopping centers, and recognizable geographical features such as lakes and rivers. This information helps to direct the nearest emergency unit.

Complete pricing for the service has not been set, but starting rates

are expected to be between \$10 and \$20 a month. Help Express provides a portable "Helpfon" and a cellular-based home system. The full-function, compact portable phone has all of the location circuitry built-in.

Rapid growth predicted for multimedia

Worldwide multimedia hardware and software sales will nearly quintuple over the next six years, according to a study published by Market Intelligence of Mountain View, CA. Its report "World Multimedia Hardware and Software Markets," says that the growth will occur as prices drop and potential users gain a better understanding of multimedia.

Market Intelligence projects that the market will leap from \$5 billion in 1992 to more than \$24 billion by 1998, at a 25% compound annual growth rate. Acceleration will occur in the mid-1990's, peaking at over 40% during the 1993-1995 period, before leveling out later in the decade.

Multimedia, is broadly defined as the computer-based integration of different media primarily used today for corporate training and education. According to the market research firm, prices will drop with increased consumer acceptance, and they will drop even further as a mass market is achieved. Interactive "shrink-wrapped" books, games, and lessons are expected to become big sellers.


Digital signal processing is seen as the driving force behind multimedia, and networking is expected to take off rapidly. There are multimedia elements in voice-annotated spreadsheets and video electronic mail. These services are expected to achieve office acceptance before the end of the century.

As the effectiveness of voice and video transmission over local-area and wide-area networks increases, multimedia is expected to become an integral part of those networks. Market Intelligence expects that multimedia equipment will include advanced data compression for high-quality video, faster CPU's, and cheaper and larger mass data storage.

Laser-based micro-machining system

A laser-based micro-machine tool is said to be able to produce miniature commercial hardware products with a precision not previously achieved. Advanced Recording Technologies (Escondido, CA) has developed the Laserlith machine to produce rings and gears that are less than 0.002 inch in diameter.

The parts can be machined from many different materials—ceram-



LASERLITH STATION (top) micro-machined these microminiature rings, shown adorning the head of a fly (bottom).

ics, metals, and glass. The manufacturer says high precision is obtained because its machine is mounted on a rigid granite foundation and is coupled to laser-controlled interferometer stages.

Laserlith is powered by diode-pumped YAG lasers, said to have a longer life than comparable krypton arc-pumped systems. It can also weld tiny fibers of various materials, bore microscopic holes in circuit boards and semiconductor chips, and mark miniature objects. Prospective applications include trimming resistors, trimming magnetic recording heads, and cutting tiny gears and wheels.

VIDEO NEWS

What's new in the fast-changing video industry.

DAVID LACHENBRUCH

• **HDTV alliance.** The three remaining proponents in the competition for a high-definition TV standard in the United States have agreed to form a "grand alliance," pooling aspects of their various systems into what will eventually be a single system (**Electronics Now**, June 1993). It could take as long as a year for components of the four proposed systems to be meshed into one system.

The proponents say that, in the long run, the compromise could save time by eliminating court challenges by proponents for the losing systems.

The merged system appears to combine a bundle of semi-compatible components. For example, it permits either interlaced or progressive scan, but encourages a fairly quick transition to the all-progressive scan. Stations would be permitted to transmit in either interlaced or several varieties of progressive scan, leaving it up to the receiver to cope with the different scanning systems. However, all HDTV sets with screens 34 inches or larger would be required to handle both progressive and interlaced signals.

Initial estimates indicate that providing that capability would add about 10% to the cost of receivers at first. The goal is to move eventually to a 1050-line, 60-Hz progressive-scan system when compression makes it possible to do so in a single 6-MHz channel.

Progressive scanning and square pixels are designed to ensure that the HDTV system will be compatible with computers, in preparation for a wide variety of interactive TV systems. The digital audio system is still to be selected. After the parameters are selected for the final system, another six to eight weeks will be required for testing, permitting the FCC to ratify a final standard by mid-1994. But, as we have seen in the past, all such timetables are subject to slippage.

• **Multimedia fever.** Nobody knows exactly which system, if any, will finally take off, but it seems that everybody and his brother is introducing something described as "multimedia." Among the major contenders is 3DO, whose owners include AT&T and Matsushita. 3DO's "interactive multiplayer" is scheduled for market this year. Panasonic, AT&T, and Sanyo have been announced as hardware makers. In the home version, 3DO is a sophisticated compact-disc-based system. A version that could be networked by cable is also reported to be in the works.

Meanwhile, one multimedia system already on the market—CD-I, backed most avidly by Philips—is sporting some attractive enhancements. A full-motion, full-screen video module, based on the Motion Picture Experts Group's MPEG-1 standard, will be offered as a plug-in attachment. Its suggested list price is \$250.

The module will not only make possible more attractive and realistic interactive programs and games, but it will make CD-I a movie carrier as well. Philips has announced that Paramount will be releasing 50 movies on standard 5-inch CD-I discs over the next two years, with more companies expected to sign up soon. Full-motion video using the MPEG-1 algorithm is designed to provide a picture at least as good as standard VHS.

• **On-screen program guide.**

A line in TV's vertical blanking interval between picture fields provides material for StarSight Telecast's interactive program guide and VCR programmer. Using the blanking intervals of PBS stations and various cable networks, StarSight (formerly called Insight Telecast) makes it possible for owners of specially equipped sets—who subscribe to StarSight services—to call up a variety of on-screen programming grids and select programs by con-

tent or category. It also provides on-screen summaries of programs, as well as program titles and other material, which can be called up on the screen as subtitles while the program is running. It lets viewers program their VCR's by moving a cursor to on-screen program titles on the grid. So far, Zenith has agreed to build StarSight into its TV's, and Mitsubishi will be including it in selected models of VCR's. Other brands will be announced soon, according to StarSight, which says that its service, to be offered for both broadcast and cable reception, will cost less than \$5 a month.

A number of other on-screen electronic program guides (or EPG's) are reported to be ready for cable system use. Those include systems called Trakker, Prevue Networks, Your Choice TV, and TV Guide On Screen, all using newly developed "smart" cable boxes.

• **Micromirror TV projector.**

By the end of this year, Texas Instruments plans to complete development of a unique HDTV projection-TV system using millions of microscopic mirrors mounted on three tiny silicon chips. TI is already demonstrating an NTSC version with 307,200 mirrors on a chip $\frac{5}{8}$ inches square. Extremely bright pictures are said to be possible because the tiny pivoting mirrors reflect light rays from an external source (a xenon lamp is currently used) into an imaging lens, which projects the image onto the screen. Because the system is entirely digital, TI says it's ideally suited for the digital HDTV. The company is demonstrating a system, using a single chip, to TV manufacturers for possible use with the existing TV system. The HDTV version will use three chips, each with 2.3 million micromirrors. Development of the system is being financed, in part, by a \$10 million research grant from the Defense Department's High Definition Display program. Ω

Take this GIANT CIRCUIT LIBRARY for only \$9.95

when you join the *Electronics Engineers' Book Club*®


THE ENCYCLOPEDIA OF ELECTRONIC CIRCUITS —Vols. 1, 2 & 3 by Rudolf F. Graf

Hundreds of circuit ideas alphabetically arranged — from Alarm circuits to Zero crossing detector circuits!

"... includes schematics for the latest electronics circuits from industry leaders..."

—*Popular Electronics*

Turn to this comprehensive circuit library for hundreds of project ideas . . . valuable troubleshooting and repair tips . . . and concise pinout diagrams and schematics. In each volume you'll find more than 700 electronic and integrated circuits and 100+ circuit categories right at your fingertips to give you ideas you can use on the job or at your workbench.



2,344 total pages 3,490 total illustrations

Book No. 5489C Hardcover

If coupon is missing, write to: Electronics Engineers' Book Club, Blue Ridge Summit, PA 17294-0860

As a member of the Electronics Engineers' Book Club . . .

. . . you'll enjoy receiving Club bulletins every 3-4 weeks containing exciting offers on the latest books in the field at savings of up to 50% off of regular publishers' prices. If you want the Main Selection do nothing and it will be shipped automatically. If you want another book, or no book at all, simply return the reply form to us by the date specified. You'll have at least 10 days to decide. And you'll be eligible for *FREE BOOKS* through the Bonus Book Plan. Your only obligation is to purchase 3 more books during the next 2 years, after which you may cancel your membership at any time.

Publisher's price shown. ©1993 EEBC

ELECTRONICS ENGINEERS' BOOK CLUB

Blue Ridge Summit, PA 17294-0860

YES! Please send me *The Encyclopedia of Electronic Circuits—Vols. 1, 2 & 3 (5489C)*, billing me \$9.95 plus shipping/handling & tax. Enroll me as a member of the **Electronics Engineers' Book Club** according to the terms outlined in this ad. If not satisfied, I may return the book within 10 days and have my membership cancelled.

Name _____
Address _____
City _____
State _____
Zip _____ Phone _____

Valid for new members only, subject to acceptance by EEBC. Canada must remit in U.S. funds drawn on U.S. banks. Applicants outside the U.S. and Canada will receive special ordering instructions. A shipping/handling charge & sales tax will be added to all orders. RPIF993

September 1993, Electronics Now

7

Write to Q & A, Electronics Now, 500-B Bi-County Blvd., Farmingdale, NY 11735

VOLTAGE MONITOR

I built a robot machine using a 12-volt battery as the main power supply. I'd like to know if you have a circuit that would monitor the battery voltage and trigger a warning when the voltage is either above or below 12 volts.—R. Santerre, Bathurst, NB Canada

It's always a good idea to keep a careful eye on operating voltages, particularly when you're using batteries, because they have a habit of dying at inconvenient times. You didn't go into a lot of details about the circuit being powered, but the circuit shown in Fig. 1 should be easy to adapt to your needs. As you requested, it will let you know when the battery falls below or rises above a particular voltage value. One nice thing about the circuit that makes it quite versatile is that it can easily be set to trigger on whatever voltage you want for your particular application.

The undervoltage section compares the unregulated voltage input (from the battery) to the regulated voltage output from IC1. It will trigger whenever the unregulated voltage falls below about one and a half volts above the regulated voltage. When that happens, transistor Q2 turns off, and the collector voltage level goes high. That can then trigger an undervoltage alarm. The alarm can be as simple as an LED connected directly to Q2, or Q2 can trigger a relay that can then power some obnoxious buzzer. Most voltage regulators can supply their rated output voltage as long as the unregulated voltage input is at least one volt higher. Since the alarm is triggering at a voltage slightly higher than that, you'll still have time to switch batteries before the regulated output drops below the desired threshold.

In the overvoltage section, a portion of the unregulated voltage is applied to zener diode D2 con-

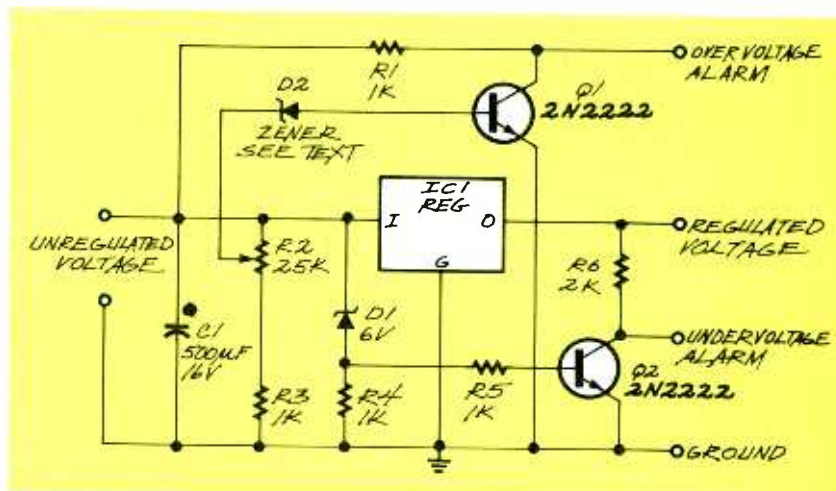


FIG. 1—THIS CIRCUIT CAN INDICATE when a voltage level falls below or rises above a particular value. It can easily be set to trigger on whatever voltage you want.

nected to the base of Q1. If the unregulated voltage rises above a preset value (determined by potentiometer R2), Q1 will begin to conduct, and you'll get a low at its collector. That low can then be used to trigger an alarm. Note that the overvoltage alarm's low trigger is opposite that of the undervoltage alarm's high trigger.

The only critical component in the circuit is diode D2 and its zener voltage. Because the voltage applied to the zener diode is coming from a voltage divider, you should use a zener diode that's rated about two volts lower than the voltage you want the circuit to trigger on. The exact voltage of the zener diode is unimportant because the trigger level can be precisely set with potentiometer R2.

CABLE READY OR NOT

I have several TV's in my home all fed with a signal from my local cable company. Since several of the TV's are older ones that can't get the cable channels, I am thinking of buying two cable boxes from the ads in the back of your magazine. My question is, how do I know if they will be able to receive the basic channels (standard net-

works) that are sent by the cable company?—R. Olivo, Aspen, CO

The cable boxes supplied by the majority of cable companies are made by a handful of companies such as Oak and Jerrold, and not by the cable companies themselves. Many cable companies charge a fee for each cable drop to your home. If you have two TV sets, you might be required to pay extra for the second one.

If you were to split the signal yourself and connect a second TV, what you would get on it depends entirely on the policy of your local cable company. You might be able to get all the basic channels, some of them, or none at all, if you find that all programming is scrambled on your cable.

When you buy a standard cable box, you're basically getting a cable-ready, remote-controlled TV tuner—you don't get a decoder for all the scrambled channels. If your cable company scrambles everything, you won't be able to watch anything. However, on a happier note, I know that a lot of cable companies that tried scrambling everything have been compelled to stop doing so.

If you can use the tuner in your TV

Just like these Fully Trained Electronics Professionals



"Thanks to CIE I have tripled my previous salary, and I am now in a challenging and rewarding new field where only the sky is the limit."

Daniel Wade Reynolds
Industrial Electrician
Ore-Ida Foods



"CIE was recommended to me by my boss. It was appealing since I could study at my own pace at home and during business travel"

Dan Parks
Marketing Manager/Consumer Products
Analog Devices, Inc



"I loved the flexibility CIE offered. It was the only way I could continue both school and my demanding job."

Britt A. Hanks
Director of Engineering
Petroleum Helicopters, Inc.



"I liked the way the school was set up with laboratory assignments to enforce conceptual learning. The thing which impressed me the most about CIE's curriculum is the way they show application for all the theory that is presented."


Daniel N. Parkman
Missile Electro-Mechanical Technician
U.S. Air Force



"Completing the course gave me the ability to efficiently troubleshoot modern microprocessor based audio and video systems and enjoy a sense of job security."

Tony Reynolds
Service Manager/Technician
Threshold Audio & Video

Graduate with an Associate Degree from CIE!



CIE is the best educational value you can receive if you want to learn about electronics, and earn a good income with that knowledge. CIE's reputation as the world leader in home study electronics is based solely on the success of our graduates. And we've earned our reputation with an unconditional commitment to provide our students with the very best electronics training.

Just ask any of the 150,000-plus graduates of the Cleveland Institute of Electronics who are working in high-paying positions with aerospace, computer, medical, automotive and communications firms throughout the world. They'll tell you success didn't come easy...but it did come...thanks to their CIE training. And today, a career in electronics offers more rewards than ever before.

CIE'S COMMITTED TO BEING THE BEST...IN ONE AREA...ELECTRONICS.

CIE isn't another be-everything-to-everyone school. CIE teaches only one subject and we believe we're the best at what we do. Also, CIE is accredited by the National Home Study Council. And with more than 1,000 graduates each year, we're the largest home study school specializing exclusively in electronics. CIE has been training career-minded students for nearly sixty years and we're the best at our subject...
ELECTRONICS... IT'S THE ONLY SUBJECT WE TEACH!


CIE PROVIDES A LEARNING METHOD SO GOOD IT'S PATENTED.

CIE's AUTO-PROGRAMMED® lessons are a proven learning method for building valuable electronics

career skills. Each lesson is designed to take you step-by-step and principle-by-principle. And while all of CIE's lessons are designed for independent study, CIE's instructors are personally available to assist you with just a toll free call. The result is practical training... the kind of experience you can put to work in today's marketplace.

LEARN BY DOING...WITH STATE-OF-THE-ART EQUIPMENT AND TRAINING.

CIE pioneered the first Electronics Laboratory



Course and the first Microprocessor Course. Today, no other home study school can match CIE's state-of-the-art equipment and training. And all your laboratory equipment, books and lessons are included in your tuition. It's all yours to use while you study and for on-the-job after you graduate.

PERSONALIZED TRAINING...TO MATCH YOUR BACKGROUND.

While some of our students have a working knowledge of electronics others are just starting out. That's why CIE has developed twelve career courses and an A.A.S. Degree program to choose from. So, even if you're not sure which electronics career is best for you, CIE can get you started with core lessons applicable to all areas in

electronics. And every CIE Course earns credit towards the completion of your Associate in Applied Science Degree. So you can work toward your degree in stages or as fast as you wish. In fact, CIE is the only school that actually rewards you for fast study, which can save you money.



YES! I want to get started. Send me my CIE course catalog including details about the Associate Degree Program. (For your convenience, CIE will have a representative contact you - there is no obligation.)

Please Print Clearly

AE54

Name _____

Address _____

City _____

State _____ Zip _____ Age _____

Phone No. _____

Check box for G.I. Bill Benefits.

Veteran

Active Duty

Cleveland Institute of Electronics, Inc.
1776 East 17th Street
Cleveland, OH 44114

A School of Thousands.
A Class of One. Since 1934.

Send for CIE's FREE Course Catalog and See How We Can Help Your Career Too!

and see unscrambled reception for the major networks and local stations, chances are that a mail-order cable box will do the same. I know that it was once possible to get VHF/UHF converters. These are re-transmitters that take everything on the cable and retransmit on UHF. If you find one of these, they should be less expensive than cable boxes and, because you're not interested in receiving any of the premium cable stations (the scrambled ones), a converter might be a reasonable alternative for you.

IBM VERSUS CLONES

I am considering the purchase of a computer and, because my company uses IBM's, I want something similar so I can take work back and forth from the office. Several friends at the office have told me that I have to buy a real IBM if I want full compatibility with the computers at my office. This is my very first computer and I'm not sure what to do. Do I have to buy a real IBM

as I've been told by my co-workers, or can I get by with something else?—B. Genfish, Burlington, VT

I understand your confusion but, no matter how well intentioned your friends at work are, I suspect that they don't have any more experience with computers than you do. Either that or they've been buying IBM stock and are watching the market.

The reason you buy computer hardware is to be able to run software. The hardware is sealed in a box and, for most people, what's inside the box is unimportant as long as it can properly run the software package.

In the early days of the PC industry, it was not uncommon to find certain computers that couldn't run all software. The manufacturers of those PC's used cheap parts that weren't 100% IBM-compatible. However, competition has forced almost all of the disreputable companies out of business. Today, it's highly unlikely that you'll find an

IBM-compatible PC that's not 100% IBM compatible—at least from a well-known manufacturer.

The bottom line is that there's no reason whatsoever for you to think that you're required to buy a real IBM. Any software you have in your office running on an IBM will be able to run on any computer built around the Intel series of microprocessors. Any computer manufacturer who wants to stay in business for more than a few weeks has to make sure that this is true.

Far from being a risk, you can actually save a lot of money by buying something other than a real IBM.

RING AMPLIFIER

Do you have any circuit that can increase the level of the ring on a telephone? My mother is hard of hearing and I'd like to hook up an external bell or strobe light so the ringing phone will be able to catch her attention. Any help would be appreciated.—M. Mitchell, Kansas City, MO

There's no doubt that you could build a circuit that would enable you to turn on anything from an air raid siren to an aircraft landing light when the phone rings. There are even stand-alone IC's that will detect the ring and give you an active output that can be coupled, using suitable triacs and other drivers, to any device you might want to use.

Before you think about doing that, however, I'm not sure you're aware that there are lots of companies, including AT&T, whatever TELCO offshoot services your local area, and many others who make bells that are directly triggered by the standard ring voltage. I don't know any of them offhand but a trip to your local auto bodyshop, or any other business that has a very high ambient noise level will probably put you face to face with the answer to your problem. Chances are you'll see exactly what you need hanging on the wall.

If you still want to be able to build something, you'll find that some manufacturers make IC's and support components to build the circuit you have in mind. As an example, look into Motorola's MC34012-1 telephone tone ringer. Ω

Be an FCC LICENSED ELECTRONIC TECHNICIAN!



Earn up to \$30 an hour and more!

Learn at home in spare time. No previous experience needed!

No costly school. No commuting to class. The Original Home-Study course prepares you for the "FCC Commercial Radiotelephone License." This valuable license is your professional "ticket" to thousands of exciting jobs in Communications, Radio-TV, Microwave, Maritime, Radar, Avionics and more...even start your own business! You don't need a college degree to qualify, but you do need an FCC License.

No Need to Quit Your Job or Go To School This proven course is easy, fast and low cost! **GUARANTEED PASS**—You get your FCC License or money refunded. **Send for FREE facts now. MAIL COUPON TODAY!**

COMMAND PRODUCTIONS
 FCC LICENSE TRAINING, Dept. 90
 P.O. Box 2824, San Francisco, CA 94126
 Please rush FREE details immediately!

NAME _____
 ADDRESS _____
 CITY _____ STATE _____ ZIP _____

FREE

Electronics & Computer Software Education Catalog

- *Fast-Track Individual Learning Programs
- *State-of-the-Art Classroom Courses
- *The Best Values in Electronics Education

New

Career-Level Courses
Personal Computer Servicing
TV and VCR Servicing

New

Computer-Aided Instruction
DC & AC Electronics
Semiconductors
Electronic Circuits

The stunning animations, hypertext glossary, and easy-to-understand text make learning electronics a breeze...and fun!

Learn the easy and affordable way from the **Masters in Electronics Training - Heathkit!** From Basic Electricity to Advanced Microprocessor Applications and more, Heathkit will provide you with an unparalleled learning experience at a fraction of the cost of other programs.

Heathkit®

Educational Systems

For your FREE Catalog, call
Toll-Free 1-800-44-HEATH
please mention this code when calling 020-013

CIRCLE 86 ON FREE INFORMATION CARD

Countersurveillance

Never before has so much professional information on the art of detecting and eliminating electronic snooping devices—and how to defend against experienced information thieves—been placed on one VHS video. If you are a Fortune 500 CEO, an executive in any hi-tech industry, or a novice seeking entry into an honorable, rewarding field of work in countersurveillance, you must view this video presentation again and again.



CALL NOW!

1-516-293-3751

HAVE YOUR VISA or MC CARD AVAILABLE

Wake up! You may be the victim of stolen words—precious ideas that would have made you very wealthy! Yes, professionals, even rank amateurs, may be listening to your most private conversations.

Wake up! If you are not the victim, then you are surrounded by countless victims who need your help if you know how to discover telephone taps, locate bugs, or sweep a room clean.

There is a thriving professional service steeped in high-tech techniques that you can become a part of! But first, you must know and understand Countersurveillance technology. Your very first insight into this highly rewarding field is made possible by a video VHS presentation that you cannot view on broadcast television, satellite, or cable. It presents an informative program prepared by professionals in the field who know their industry, its techniques, kinks and loopholes. Men who can tell you more in 45 minutes in a straightforward, exclusive talk than was ever attempted before.

Foiling Information Thieves

Discover the targets professional snoopers seek out! The prey are stock brokers, arbitrage firms, manufacturers, high-tech companies, any competitive industry, or even small businesses in the same community. The valuable information they filch may be marketing strategies, customer lists, product formulas, manufacturing techniques, even advertising plans. Information thieves eavesdrop on court decisions, bidding information, financial data. The list is unlimited in the mind of man—especially if he is a thief!

You know that the Russians secretly installed countless microphones in the concrete work of the American Embassy building in Moscow. They converted

what was to be an embassy and private residence into the most sophisticated recording studio the world had ever known. The building had to be torn down in order to remove all the bugs.

Stolen Information

The open taps from where the information pours out may be from FAX's, computer communications, telephone calls, and everyday business meetings and lunchtime encounters. Businessmen need counselling on how to eliminate this information drain. Basic telephone use coupled with the user's understanding that someone may be listening or recording vital data and information greatly reduces the opportunity for others to purloin meaningful information.

The professional discussions seen on the TV screen in your home reveals how to detect and disable wiretaps, midget radio-frequency transmitters, and other bugs, plus when to use disinformation to confuse the unwanted listener, and the technique of voice scrambling telephone communications. In fact, do you know how to look for a bug, where to look for a bug, and what to do when you find it?

Bugs of a very small size are easy to build and they can be placed quickly in a matter of seconds, in any object or room. Today you may have used a telephone handset that was bugged. It probably contained three bugs. One was a phony bug to fool you into believing you found a bug and secured the telephone. The second bug placates the investigator when he finds the real thing! And the third bug is found only by the professional, who continued to search just in case there were more bugs.

The professional is not without his tools. Special equipment has been designed so that the professional can sweep a room so that he can detect voice-activated (VOX) and remote-activated bugs. Some of this equipment can be operated by novices, others require a trained countersurveillance professional.

The professionals viewed on your television screen reveal information on the latest technological advances like laser-beam snoopers that are installed hundreds of feet away from the room they snoop on. The professionals disclose that computers yield information too easily.

This advertisement was not written by a countersurveillance professional, but by a beginner whose only experience came from viewing the video tape in the privacy of his home. After you review the video carefully and understand its contents, you have taken the first important step in either acquiring professional help with your surveillance problems, or you may very well consider a career as a countersurveillance professional.

The Dollars You Save

To obtain the information contained in the video VHS cassette, you would attend a professional seminar costing \$350-750 and possibly pay hundreds of dollars more if you had to travel to a distant city to attend. Now, for only \$49.95 (plus \$4.00 P&H) you can view *Countersurveillance Techniques* at home and take refresher views often. To obtain your copy, complete the coupon or call.

EN

CLAGGK INC.
P.O. Box 4099 • Farmingdale, NY 11735

Please rush my copy of the Countersurveillance Techniques Video VHS Cassette for a total cost of \$53.95 each (which includes \$4.00 postage and handling).

No. of Cassettes ordered _____

Amount of payment \$ _____

Sales tax (N.Y.S. only) _____

Total enclosed _____

Bill me VISA MasterCard

Card No. _____

Expire Date ____/____/____

Signature _____

Name _____

Address _____

City _____ State _____ ZIP _____

All payments in U.S.A. funds. Canadians add \$4.00 per VHS cassette. No foreign orders.

LETTERS

Write to Letters, Electronics Now, 500-B Bi-County Blvd., Farmingdale, NY 11735

50% DUTY CYCLE FROM A 555

50% duty cycle from a 555 timer circuit?

I'm responding to the letter in Q&A (**Electronics Now**, May 1993) asking for a simple square-wave circuit. As the response stated, the 555 timer set up as an astable multivibrator can approach a 50% duty cycle.

That 50% can also be achieved when the circuit is "tricked" with the addition of diodes. I have shown here (Fig. 1) an external circuit for the 555 timer with only two resistors and one capacitor that will provide true 50% duty-cycle output.

The circuit is capable of charging and discharging the capacitor over a specified range. It is even capable of cycling the capacitor voltage between $\frac{2}{3}$ and $\frac{1}{3}$ supply voltage, as long as the value of R2 is less than half the value of R1.

For a 50% duty cycle: $t_1 = t_2$, $f = 1/[R1 \times XC1 \times (1.386)]$, and $R2/R1 = 0.4233$. To apply this circuit, pick R1 and C1 to give the frequency you want. Then calculate R2. Resistor R2 could be a PC-board-mounted trimmer so you can adjust for a true 50% duty cycle.

Convenient resistor values are R1 = 51 kilohms and R2 = 22 kilohms. A capacitor value of 0.01 μ F then provides $f = 1.4$ kHz. To scale the frequency up by a factor of 10, scale the capacitor down by a factor of 10.

This circuit is often overlooked in most discussions of 555 timer cir-

cuits, although square-wave generation is one of its most popular applications. Another overlooked (or rarely mentioned) fact is that the TLC555 is *not* a one-for-one replacement for the 555. Its output is inverted from that of the industry-standard 555. Thus, the TLC555 is capable of a 50% duty cycle with only one resistor and one capacitor. That circuit was shown in *Letters* in the February 1993 issue of **Electronics Now**.

I enjoyed your series on 555 timer circuits in the September 1992 through February 1993 issues. The series included many clever circuits, but I think the one shown here belongs in everyone's "nuts and bolts" notebook.

KEVIN NEWMAN
Billings, MT

I don't know why, but many publications seem to be unaware of the CMOS version of the 555. The easiest way to get a 50% duty cycle is to use a Texas Instruments TLC7555, or equivalent, available in small quantities from Radio Shack and other distributors. Just connect the timing resistor to OUTPUT pin 3.

As long as the output is not loaded asymmetrically, the square wave will have a duty cycle close to 50%. That occurs because the TLC7555's output goes from +V to ground. The formula for calculating timing relationships is also easier ($0.7/R \times C$).

Other benefits of the TLC7555 are lower power drain, higher speed, larger timing resistor capability, and no problems on the power supply. There are other sources for CMOS 555's in addition to Texas Instruments.

DON LEWIS
Monrovia, CA

I was surprised that you did not suggest doubling the clock speed and feeding the output to a flip-flop—an old and common (I thought!) solution. At any rate, it's the solution I was using 20 years ago.

TOM KLEINER, N9HWC

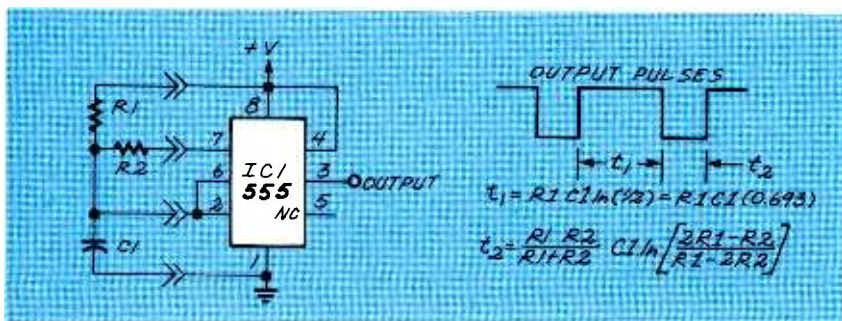
THE POWER OF MOV's

The article "Inrush Current Limiter" (**Electronics Now**, December 1992) used a metal-oxide varistor (MOV), and I just wanted to write—and add a few more positives for the mighty MOV.

A few years ago, I had the opportunity to do extensive comparison testing between MOV's and other transient suppression devices, using a KeyTek transient generator (KeyTek Instrument Corp., Wilmington, MA). KeyTek instruments can produce selectable waveshapes and measure and display peak voltage and current across a test device.

I found that MOV's were clearly superior to other protective devices when it came to power absorption and speed. Although zener devices are specified as having faster clamping speed, that difference is all but erased by the lead inductance of those devices. Gas-filled tubes, also included in my comparison, will absorb large amounts of power, but they are inherently slow when it comes to clamping speed and are often unsuitable.

In my tests, I was comparing a General Electric GE-MOV 150LA20A against a number of dif-



THIS CIRCUIT WILL PRODUCE a 50% duty cycle from a 555.

ferent zener-type suppressors. The General Electric or GE-MOV is now made by Harris Semiconductor. Both Siemens and Panasonic (Matsushita) offer comparable products.

I chose a device rated for 150 volts AC to give me some voltage margin in parts of the country where there are excessively high line voltages (135 volts AC and up). I found that a 130-volt MOV would start to conduct at these excessive line voltages and fail prematurely.

During my tests I applied ring waves and exponential waves to the MOV's. Their characteristics were defined by the IEEE 587 transient specification. Peak voltages were limited to 5000 volts. (Contacts on a typical wall outlet will arc over between 5000 and 6000 volts.)

The GE-MOV was able to absorb thousands of strikes from the Key-Tek generator, while the zener devices usually burned out after a few hundred strikes. A zener device would fail shorted and then crack. A GE-MOV would also fail shorted and then blow open. However, both devices appeared to be intact.

If you want to do some serious voltage clamping without the expense of a computer-regulated line conditioner, the ideal setup will include gas tubes on the front end of a power filter and MOV's on the secondary side. The filter slows up the rise time of the spike, the MOV's clamp the voltage across the filter, and finally the gas tubes arc over.

A MOV should be placed from line to ground, neutral to ground, and, preferably, from line to neutral. The same applies for the gas tubes, which can be rated at a much higher turn-on voltage (more than 300 volts). It's also a good idea to put some resistance in series with the tubes to limit excessive follow-on current when the tubes ionize.

The tubes will de-ionize at the zero crossing of the line voltage wave, assuming the transient is gone by then. It is also a good idea to put a slow-acting dual circuit breaker in front of the whole setup (gas tubes and all). The breaker will trip only during massive over-voltages and will stay on during short-term transients.

Keep lead lengths on the MOV's as short as possible, and be certain

that the power wires coming into your system on the primary side of the filter are kept isolated from the wires coming from the secondary side of the filter. This will keep the noise coupling around the filter to a minimum.

PHILIP RILINGER
Columbus, OH

UNCOVERING "AUDIO-PHOOLISHNESS"

I enjoy Larry Klein's *Audio Update* column. His straightforward, un-mystical approach to audio reproduction is a quiet beacon of reason among the babble of fog-bound, clamorous natterings.

A major attribute of Mr. Klein's work is its freedom from the endless blathering of those who are persuaded that Zen-like mysticism somehow transcends the laws of physics in the recording and reproduction of sound.

In the June 1993 "Letters" column, John Berglund launched an assault on Larry Klein, giving him a resounding vote of no confidence. It is not entirely clear to me whether his real purpose was to attack Klein, which he did quite personally and viciously, or to boast about his own many attributes as an accomplished listener.

Mr. Berglund described himself as "an electrical engineer and a devoted enthusiast." I could use the same terms to describe myself. However, as an engineer, I would have to conclude that Mr. Berglund is not a very good one. After proclaiming his credentials, he then proceeded, step-by-step, to deny many of the principles that underlie engineering.

In reference to Klein's ability to perceive the quality of sound, Mr. Berglund made a statement that I found intriguing. He said, "... he [Klein] doesn't listen to it with the audio receptors that are in the space between my ears."

I agree, Mr. Berglund. Maybe if that space were more fully occupied, one would not be able to distinguish between the emotional, entirely subjective experience of listening to music, and the technological challenge of recording and reproducing it.

(continued on page 29)

Earn Your B.S. Degree in ELECTRONICS or COMPUTERS



By Studying at Home

Write or phone for our free catalog. Toll free, 1-800-955-2527, or see mailing address below.

Accredited by
the Accrediting Commission of the
National Home Study Council

GRANTHAM
College of Engineering
Grantham College Road
Slidell, LA 70460

SUPER 12 HOUR RECORDER CALL TOLL FREE

Modified Panasonic Slimline,
6 hrs per side
120 TDK tape furnished.
AC/DC Operation.
Quality Playback.
Digital Counter.
Durable Lightweight Plastic.



\$119.00*

PHONE RECORDING ADAPTER

Starts & Stops Recorder
Automatically When
Hand Set is Used.
Solid State!



FCC Approved

\$28.50*

VOX VOICE ACTIVATED CONTROL

Solidstate Adjustable
Sensitivity. Voices &
Sounds Activate Recorder
Adjustable Sensitivity
Provisions for Remote
Mike



\$28.50*

* Add for ship. & handling. Phone Adapter & Vox
\$2.00 each, Recorders \$5.00 each. Colo. Res add
tax. Mail Order, VISA, M/C, COD's OK. Money Back
Guar. Qty Disc. available. Dealer inquiries invited.
Free data on other products.

AMC SALES INC. 193 Vaquero Dr.
Boulder, CO. 80303
Phones (303) 499-5405 1-800-926-2488
FAX (303) 494-4924
Mon-Fri 8-5 MTN. TIME

CIRCLE 108 ON FREE INFORMATION CARD

Small speaker systems—including those in the new subwoofer/satellite combos—can sound almost as good as large ones. A knowledgeable designer, although constrained by parts costs and box size, will nevertheless be able to produce small, inexpensive systems with the same overall sound quality as his larger systems. In general, the smaller systems simply will not be able to play as loudly or reach the low frequencies of a big system.

Check the power ratings

As I wrote several months ago, loudspeakers come with two power ratings, usually listed as *minimum required power* and *maximum power capability*. Unfortunately, neither specification has an officially sanctioned definition in the U.S.

Let's look at minimum power first. In general, if a manufacturer states that his speaker requires a minimum amplifier power of, say, 15 watts, you can take him at his word. In effect, the minimum rating is an oblique but more easily comprehended way of stating a speaker's relative efficiency or sensitivity.

Sensitivity ratings are a fairly standardized way of specifying how much sound a speaker will put out with a given input signal. The rating usually appears in the specification sheets as something like "88 dB SPL/W/m." That means that a speaker will produce a sound-pressure level of 88 decibels when fed 1 watt of audio signal and measured with a sound-pressure level (SPL) meter located 1 meter in front of the speaker. Today's speaker sensitivities range from a low of perhaps 80 dB to a high (for a few large horn-loaded models) of 104 dB. A speaker that produces about 94 dB is said to have high sensitivity, 87 dB is medium sensitivity, and 81 dB is considered low sensitivity.

To put those figures in perspective, keep in mind that every 3-dB increase in speaker sensitivity is the equivalent of doubling the available power from the driving amplifier. Although amplifier power is relatively cheap these days, when you want a lot of it the cost goes up fast! If you can get a speaker with greater sensitivity, all other specifications being equal, then you can use a smaller amplifier without running into overload problems. Unfortunately, all other specifications seldom are equal, and unless the speaker is in a large box, its extra sensitivity has probably been achieved by trading-off of its low bass (below 60 Hz) performance. So when auditioning speakers with claimed high sensitivity, make sure that their low-bass performance is up to your expectations.

The maximum power rating is the other side of the speaker-power coin. One might imagine that a speaker's rated maximum power would simply indicate the amount of input it can sustain without damage. But the situation turns out to be far more complex because (1) damage can also result from long-term heating and/or short-term mechanical stress, (2) the various drivers within a speaker are able to handle different amounts of power, and (3) different kinds of test signals (and program material) cause different kinds of stress.

Given that situation, it is impossible to specify accurately a single number for a speaker's maximum power rating. Nevertheless, manufacturers do provide numbers as a rough guide, much to the confusion of the consumer. This brings us to the matter of ...

Avoiding speaker overload

Many listeners are understandably nervous about connecting speakers to an amplifier whose

power output rating exceeds their speakers' maximum power capability. In most cases the concern is unwarranted, as long as normal precautions are observed, such as not dropping the tone arm (if your system still has one) on the record, not changing shielded cables when the system is switched on, and not trying to play "The 1812 Overture" at 120 dB. Also keep in mind that just as many tweeters are blown out by overdriving an underpowered amplifier (which then produces dangerous high-frequency waveforms) as by excessive power from a large amplifier.

Placement can be critical

If your speakers don't seem to sound as good at home as they did in the showroom—and your listening room acoustics have a reasonable balance between absorption and reflection—you probably have a placement problem. Unless the manufacturer recommends otherwise, most speakers will sound best when installed at listening ear level and at least several feet away from adjacent side and rear walls. In general, those systems that radiate from their front, rear, and sides are more sensitive to placement than conventional forward-radiating speakers simply because the sound reaching the listener's ears has a larger reflected component. But whatever the speaker system, you can usually achieve an enormous improvement in overall tonal quality and stereo imaging by proper positioning. Unfortunately, because of the many variables involved, finding the optimum system locations can be a tedious trial-and-error process. Your dealer may or may not have helpful suggestions.

Beware of "accessories"

Apparently there are some other...
Continued on page 89

Introducing Australia's Leading Electronics Magazine...

Silicon Chip, the most popular hobby electronics magazine south of the equator is written for you; if you are fascinated by building projects, increasing your understanding of theory, fixing consumer electronic products, and keeping up-to-date with world-wide trends within your electronics interests.

Silicon Chip, an Australian publication, is reprinted in the United States offering the best of selected articles suitable for North American readers.

Plan to become a reader of

SILICON[®] CHIP

Packaged in a specially prepared format guaranteed to excite the electronics hobbyist with new ideas, novel projects, extraordinary features and down-right good reading.

Inside **Silicon Chip** you will discover how the other side of our world—down under—approaches the same hobby interests as you do, with ramifications that will amaze you.

Detailed construction projects to appear in upcoming issues of **Silicon Chip** include:

- 4-Channel Guitar Mixer**
- Adjustable 0-45V, 8A Power Supply**
- Interphone Digital Telephone Exchange**
- 1.5V to 9V DC Converter**
- Multi-Sector Home Burglar Alarm**
- 1-Megabyte Printer Buffer**

Exciting and Imaginative Features like:

- Understanding Computer Memory**
- How to Interlink Musical Instruments**
- What's New in Oscilloscopes**

**Become
A Charter
Subscriber
Today**



SPECIAL OFFER

A sample copy may be ordered for only **\$2.50!**
In Canada: \$3.50!
Use coupon below and write across top "SAMPLE ISSUE." Fill out coupon except for subscription information and mail. Sorry—no credit cards. Send only check or money order in U.S. funds.

If you are fascinated by electronics, especially the hobby aspects related to construction projects, theory, applications in home and shop, and latest developments, if you are compelled to experiment and "fix-it," then **Silicon Chip** is your kind of magazine.

Silicon Chip is available exclusively by subscription. So take advantage of this great opportunity and start your Charter Subscription today.

SILICON CHIP, 500-B Bi-County Boulevard, Farmingdale, New York 11735

I'm convinced! Enroll me as a Charter Subscriber. Enter my subscription as designated below.

EN993

United States of America

- 12 issues for \$29.95
 24 issues for \$49.95

Canada

- 12 issues for \$40.61
 24 issues for \$70.57
(Includes postage & G.S.T.)

Payment enclosed

Please charge my

VISA

Mastercard

For your convenience, if paying by credit card: To avoid any interruption in service, your subscription will be renewed automatically at 12-issue intervals, at the then prevailing introductory rate, until you advise us to cancel it.

Signature _____

Account No. _____

Expiration Date _____

Offer valid in the U.S.A. and Canada only. No foreign Orders.

Name _____

Address _____

City _____

State _____

Zip _____

All orders payable in U.S.A. funds only. Allow 6-8 weeks for delivery.

No other training to troubleshoot computers

Only NRI walks you through the step-by-step assembly of a powerful 486sx computer system you train with and keep—giving you the hands-on experience you need to work with, troubleshoot, and service today's most widely used computer systems. Only NRI gives you everything you need to start a money-making career, even a business of your own, in computer service.

NEW!
486sx/25 MHz
Mini-Tower
Computer!

No doubt about it: The best way to learn to service computers is to actually build a state-of-the-art computer from the keyboard on up. Only NRI, the leader in career-building at-home electronics training for more than 75 years, gives you that kind of practical, real-world computer servicing experience.

Indeed, no other training—in school, on the job, *anywhere*—shows you how to troubleshoot and service computers like NRI.

Get inside a state-of-the-art 486sx computer system... and experience all the power and speed of today's computer technology!

With NRI's exclusive hands-on training, you actually build and keep a powerful 486sx/25 MHz mini-tower computer system.

You start by assembling and testing your computer's 101-key "intelligent" keyboard, move on to test the circuitry of the main logic board, install the power supply and 1.2 meg high-density floppy disk drive, then interface your high-resolution monitor.

What's more, you now go on to install and test a powerful 80 meg IDE hard disk drive—today's most-wanted computer peripheral—included in your course to

DIAGNOSTIC HARDWARE AND SOFTWARE

R.A.C.E.R. plug-in diagnostic card and QuickTech menu-driven software, both from Ultra-X, give you hands-on experience with today's professional diagnostic tools

MONITOR

High-resolution, nonglare, 14" TTL monochrome monitor with tilt and swivel base

DIGITAL LOGIC PROBE

Simplifies analyzing digital circuit operation

DIGITAL MULTIMETER

Professional test instrument for quick and easy measurements

SOFTWARE


Train with MS-DOS and popular Microsoft Works applications software

DISCOVERY LAB

Complete breadboarding system lets you design and modify circuits, diagnose and repair faults

LESSONS

Clear, illustrated texts build your understanding of computers step by step



dramatically increase your computer's data storage capacity while giving you lightning-quick data access. But that's not all!

Professional diagnostic hardware and software make troubleshooting fast and accurate

Your NRI training now includes a remarkable diagnostic package that allows you to quickly locate and correct defects in IBM XT, AT 80286/80386/80486,

Shows you how and service like NRI!



**1 80 MEG HARD
DRIVE!**
Install this 80 meg IDE
disk drive internally, for
greater data storage capacity
and faster data access speed

**NEW! 486sx/25 MHz
MINI-TOWER COMPUTER!**
Features 32-bit 80486sx CPU,
1 meg RAM, 64K ROM, 1.2 meg
high-density floppy disk drive

NRI gives you the confidence and the know-how to step into a full-time, money-making career as an industry technician, even start a computer service business of your own!

**No experience necessary...
NRI builds it in**

With NRI, you learn at your own pace in your own home. No classroom pressures, no night school, no need to quit your present job until you're ready to make your move. And all throughout your training, you have the full support of your personal NRI instructor and the NRI technical staff, always ready to answer your questions and give you help whenever you need it.

FREE catalog tells more. Send today!

Send today for NRI's big, free catalog that describes every aspect of NRI's innovative computer training, as well as hands-on training in TV/video/audio servicing, telecommunications, industrial electronics, and other high-growth, high-tech career fields.

If the coupon is missing, write to NRI School of Electronics, McGraw-Hill Continuing Education Center, 4401 Connecticut Avenue, NW, Washington, DC 20008.

IBM is a registered trademark of International Business Machines Corp.
QuickTech and R.A.C.E.R. are registered trademarks of Ultra-X, Inc.

and compatible computers.

You'll use your Ultra-X QuickTech diagnostic software to test the system RAM and such peripheral adapters as parallel printer ports, serial communications ports, video adapters, and floppy and hard disk drives. You'll go on to use your R.A.C.E.R. diagnostic card, also from Ultra-X, to identify individual defective RAM chips, locate interfacing problems, and pinpoint defective support chips.

This ingenious diagnostic package is just one more way

NRI School of
Electronics

McGraw-Hill Continuing Education Center
4401 Connecticut Avenue, NW
Washington, DC 20008



For career courses approved
under GI Bill
 check for details

Check one FREE catalog only

- MICROCOMPUTER SERVICING
- TV/Video/Audio Servicing
- Industrial Electronics & Robotics
- Telecommunications
- Basic Electronics

- Computer Programming
- Security Electronics
- Electronic Music Technology
- Desktop Publishing
- Programming in C++ with Windows

Name _____ (Please print) _____ Age _____

Address _____

City/State/Zip _____ Accredited Member, National Home Study Council **3-0993**

NEW PRODUCTS

Use the Free Information Card for more details on these products.

IC MASTER ON CD-ROM.

The entire 1993 IC Master has now been recorded on a single CD-ROM—with room to spare. Hearst Business Publishing has also included the 1993 Directory of IC Manufacturers' Data Pages and the 1993 Alternate Source Directory in that "spare room."

Integrated circuits from 242 manufacturers are listed in the 1993 IC Master. The listings include 21,164 new memory, linear, digital, microprocessor, and interface devices. The data-pages directory is a cross-reference index, by device number, to the data books of 586 integrated circuit manufacturers.

The disc also includes an Inquiry Generating and Tracking System, which allows the user to perform searches for specific device specifications in minutes and print out the results on a computer printer. It also permits the review of hundreds of pages from manufacturers' data books, to compare



CIRCLE 20 ON FREE INFORMATION CARD

specifications, and identify alternate sources.

The CD-ROM Plus disc will run on any ISO9660 CD-ROM reader coupled to any IBM AT-compatible computer. A VGA monitor is recommended, but an EGA monitor will generate acceptable images. Basic specifications can be printed on a dot-matrix printer, but a 300-dpi laser printer is required to copy

image pages. A multi-user network version of the CD-ROM is available.

The 1993 IC Master CD-ROM Plus is priced \$395. If you would like to get your hands on one of these CD-ROM's, contact **Hearst Business Publishing/UTP Division** 645 Stewart Avenue Garden City, NY 11530 Phone: 516-227-1300 Fax: 516-227-1901.

RGB-TO-NTSC/PAL ENCODER.

Analog Devices has introduced its AD720, said to be the first red, green, blue (RGB)-to-NTSC/PAL encoder on a single integrated circuit. No external low-pass filters or delay lines are required to use the chip.


AD720 produces a composite video output with a differential gain of 0.1%, and differential phase of

0.1%. According to *Analog Devices*, that performance level results in smear-free NTSC/PAL video outputs capable of generating type faces as small as 9-point. The IC is intended for PC video add-in cards, multimedia systems, CATV converter boxes, and other video-imaging systems.

The AD720 converts red, green, and blue video signals into their corre-

sponding luminance (baseband amplitude), chrominance (subcarrier amplitude and phase), and composite (combined luminance and chrominance) video signals. The three separate outputs are DC coupled, providing S-Video output.

Thin-film resistors in the RGB-to-YUV matrix, calibrated on-board low-pass filters and delay line, and



CIRCLE 21 ON FREE INFORMATION CARD

digitally generated quadrature signals are all said to contribute to overall picture quality.

The AD720 is priced at \$18.39 each in thousands quantity.

Analog Devices, Inc.
181 Ballardville Street
Wilmington, MA 01887
Phone: 617-937-1428
Fax: 617-821-4273.

SOLAR-POWERED DMM.

This handheld multimeter is powered by a lithium battery that can be kept continuously charged by an amorphous silicon solar cell. It is said to work up to ten hours on a one-hour charge. Energy from direct sunlight, daylight, or even normal home lighting can activate the solar cell.

The Solar-Powered Digital Multimeter offers 1 microampere resolution on both 2 milliampere DC and AC ranges. It has a 3½-digit LCD display and 12-ampere ranges for both alternating and direct current. Its features include data and range hold, and an audible continuity and diode check function. It measures up to 1000 volts DC, 750 volts AC, and 20 megohms.



CIRCLE 22 ON FREE INFORMATION CARD

The handheld meter has a battery-charge monitor and automatic voltage and resistance ranging. It will turn off automatically if not in continuous use.

The Solar-Powered Digital Multimeter has a price of \$95. Add \$4.50 for shipping and handling. (California residents add sales tax.)

Front Row Experience


540 Discovery Bay Blvd.
Byron, CA 94514-9454
Phone: 800-524-9091.

SURFACE-MOUNTED KEY SWITCH.

Three different surface-mounting switch configurations are now available from ITT Schadow. The KSC Key Switch is available without an actuator, with a silicone rubber actuator, and with a hard thermoplastic actuator.

The switches measure 6 mm square and are available in two heights: 2.5 mm for the actuator-less version and 3.5 mm for the other two. There is a choice of three different operating forces—160, 300, and 500 grams—and two terminal styles—tin-, silver, or gold-plated G-wing or J-wing.

KSC key switches are sealed in accordance with EIA RS 448-2. The switches are suitable for soldering by double-wave, infrared, or vapor-phase surface-mount methods.



CIRCLE 23 ON FREE INFORMATION CARD

KSC Key Switch are available on 2000-unit reels from \$0.15 to \$0.50 per key, depending on quantity and configuration.

ITT Schadow, Inc.

8081 Wallace Road
Eden Prairie, MN 55344
Phone: 612-934-4400
800-255-5896
Fax: 612-934-9121.

NON-CONTACT CURRENT METER. This non-contact, clamp-on current meter provides non-invasive current measurement in two- and three-wire flat cables. The *Electrascan Model VIP-100* is especially useful in situations where it is impossible or undesirable to cut or separate the cable wires.



CIRCLE 24 ON FREE INFORMATION CARD

The sensor snaps over cables and senses the current. It connects to any solid-state AC multimeter to provide a scaled reading of the current. Factory-calibrated to read one millivolt per ampere in standard 12-2 Romex cable, it can be readjusted in the field to measure most cable sizes.

The current range of the *VIP-100* is up to 100 amperes, and its frequency range is 15 Hz to 100 kHz.

Call Sams for service documentation dating back as far as 1920...

For over forty years, PHOTOFAC[®] service documentation has been your best source for technical repair information for radios, televisions, and a host of other consumer electronics products.

In addition to PHOTOFAC, Howard W. Sams & Company maintains an extensive library of manufacturers' manuals, including Rider's data, as well as out-of-print Sams manuals. Currently our photocopy service carries manuals dating back as far as 1920 from more than 900 manufacturers. Sams makes these manuals available to the technician for a variety of products, including classic radios.

Should you need documentation to help you repair or restore a valued antique, call TOLL-FREE for information about Sams' photocopy service.

800-428-7267

Howard W. Sams & Company
2647 Waterfront Parkway, East Drive
Indianapolis, Indiana 46214

CIRCLE 176 ON FREE INFORMATION CARD

QUALITY TV & VCR PARTS

REPLACEMENT SEMICONDUCTORS

BU208A	10/up \$1.99 ^{ea}	STR30120	4.95 ^{ea}
2SD869	10/up \$1.99 ^{ea}	STR30123	\$5.95 ^{ea}
2SD1397	10/up \$1.99 ^{ea}	STR30130	\$10.95 ^{ea}
2SD1426	10/up \$1.99 ^{ea}	STK4273	10/up \$7.95 ^{ea}
2SD1427	10/up \$1.99 ^{ea}	STK0080	10/up \$13.50 ^{ea}
		STK5481	10/up \$10.95 ^{ea}

REPLACEMENT FLYBACKS

154-040	GOLDSTAR	\$19.95 ^{ea}
154-074E	GOLDSTAR	\$19.95 ^{ea}
1-439-254-11	SONY	\$29.95 ^{ea}
1-439-357-11	SONY	\$29.95 ^{ea}
3214003	EMERSON	\$24.50 ^{ea}
3220011	EMERSON	\$29.95 ^{ea}
2434391	HITACHI	\$29.95 ^{ea}
TLF14423F	PANASONIC	\$29.95 ^{ea}
TLF14530F	PANASONIC	\$29.95 ^{ea}
FCC1415AL	SAMSUNG	\$19.95 ^{ea}

VCR IDLERS

164113	ORIGINAL	\$3.25 ^{ea}	10/up \$2.99 ^{ea}
VXP0521	ORIGINAL	\$3.25 ^{ea}	10/up \$2.99 ^{ea}
143-0-4202-00400	REPLACEMENT	\$2.95 ^{ea}	10/up \$2.75 ^{ea}
NPLY0107GEZ	REPLACEMENT	\$6.95 ^{ea}	
NIDL0006	REPLACEMENT	\$2.50 ^{ea}	10/up \$1.99 ^{ea}
433-015A	REPLACEMENT	\$2.50 ^{ea}	10/up \$1.99 ^{ea}

POPULAR CAPACITORS

100M/63V	20/for \$5.50 ^{ea}
100M/100V	10/for \$10.00
100M/160V	10/for \$10.00
100M/200V	10/for \$10.00
100M/250V	10/for \$12.50
4.7M/250V	10/for \$5.50
10M/350V	10/for \$7.50



CALL TOLL-FREE
1-800-628-1118

MAT ELECTRONICS

975 JAYMOR ROAD
SOUTHAMPTON, PA 18966



CIRCLE 89 ON FREE INFORMATION CARD


Currents in round cables can also be measured with the meter non-invasively, but not as readily.

The *VIP-100* clamp-on sensor has a price of \$97.50.

Electrascan, Inc.

2917 Avalon Avenue
Berkeley, CA 94705
Phone: 510-548-1878.

CIRCUIT BREAKER/SURGE ARRESTER. The *Circuit Breaker/Surge Arrester* from Siemens safeguards outlets, fixtures, appliances, and electronic equipment from lightning strikes, utility switching surges, and in-home generated voltage surges.



CIRCLE 25 ON FREE INFORMATION CARD

Offering the convenience of a snap-in circuit breaker, the protective device can easily be installed in any standard residential circuit-breaker panel box. (The manufacturer recommends that it be installed by a locally licensed electrician.)

The *Circuit Breaker/Surge Arrester*, available in 15- and 20-ampere ratings, is priced under \$100.

Siemens Energy & Automation, Inc.

P.O. Box 2407
Norcross, GA
30091-9828.

PCB PROTOTYPING SYSTEM. The *Model 7000* is an updated version of *T-Tech's Model 6000 Quick Circuit* circuit-board prototyping system. The new model includes a 68332 micro-



CIRCLE 26 ON FREE INFORMATION CARD

controller, which permits the introduction of a serial RS-232C interface.

The *Quick Circuit* is essentially an X-Y milling machine that mills and drills prototype circuit boards under computer control. A mill path is created from computer-aided design files to isolate the conductive paths from the board material. The board is drilled, and then the isolation path is milled. Finally, the circuit board is cut from the material sheet.

The *Model 7000* also includes new versions of *Quick Circuit Isolator*, *CAM* software, and new documentation. It can be driven from any IBM-AT-compatible computers. This new system is no longer driven by a proprietary parallel circuit card in the host computer, so the user need not open his computer to insert the board.

Quick Circuit Model 6000 users can upgrade to *Model 7000* for less than \$2495.

T-Tech, Inc.


5591-B New Peachtree Road
Atlanta, GA 30341
Phone: 404-455-0676

CD-ROM PACKAGE. *JDR Microdevices' CD-ROM Package*, makes it possible to play CD-ROM's through a personal computer for multimedia applications. It includes a 16-bit interface card with the appropriate drivers.

The MPC- and Photo

CD-compatible package is also fully compatible with industry standards including High Sierra and ISO 9660 formats. The internal drive fits in a standard half-height computer drive slot. The package offers a fast 350-millisecond access rate and a 150-kilobit per second transfer rate to reduce motion "jump" in multimedia presentations.

The front panel has a



CIRCLE 27 ON FREE INFORMATION CARD

headphone jack and a volume control for private listening to audio selections. Powered speakers can be plugged into the headphone jack, and the system is compatible with many game sound effects audio cards.


The *CD-ROM Package* costs \$295.95.

JDR Microdevices

2233 Samaritan Drive
San Jose, CA 95124
Phone: 408-559-1200

FOUR-CHANNEL OSCILLOSCOPE. *Leader Instruments* is now offering a new 250-MHz, four-channel analog oscilloscope. The *2250* oscilloscope offers automatic calibration and interchannel time matching. It features menu-driven setup choices, automatic sensitivity and time base setup, a four-digit, on-screen, frequency-counter display, and full cursor operations.

Trigger options include sync sourcing from one of the four channels and peak-to-peak auto sync to maintain positive triggering despite wide amplitude changes. Delayed sweep operations include TV-line



CIRCLE 28 ON FREE INFORMATION CARD

select operations referenced to either field and applicable to 525, 625, and 1125 video systems.

Event-counter delay triggers the delayed sweep from a settable number of sync pulses following the start of the A time-base. Cursor measurements include voltage, time, frequency, and voltage ratio. Up to three titles or labels can be put on-screen for photo documentation.

The *2250* oscilloscope is priced at \$6000.

Leader Instruments Corporation


380 Oser Avenue
Hauppauge, NY 11788
Phone: 516-321-6900

ADAPTER KIT. Aimed at lab and field-service technicians in telecommunications, data communications, and broadcast industries, the *Model 5748 Maxi-Universal Adapter Kit* from ITT Pomona allows users to adapt almost any coaxial and termination type to another, including the ability to sample uninterrupted signal continuity.

The *Model 5748 Maxi-Universal Adapter Kit* costs \$199.

ITT Pomona Electronics

1500 East Ninth Street
P.O. Box 2767
Pomona, CA 91769
Phone: 714-623-3463
Fax: 714-629-3317



CIRCLE 29 ON FREE INFORMATION CARD

Introducing a New Era In Technical Training.

World College, an affiliate of the Cleveland Institute of Electronics, was created to provide a four year, independent study, technical degree program to individuals seeking a higher education. The Bachelor of Electronics Engineering Technology Degree, offered by World College, prepares students for high-paying careers in electronics, telecommunications, electrical power, computer and control systems. World College's curriculum is taught in an effective, time-proven, independent study environment. With World College's flexible study schedule, students have the opportunity to work or spend time with their family without having to worry about rigid scheduling residential colleges offer.

A Quality Education with a Flexible Schedule.

In a world heavily dependent on electronic equipment, people who understand electronics will have no problem putting their knowledge to work... in high-paying careers. The staff and faculty of World College have invested over ten years developing, what we believe to be, the finest independent-study, baccalaureate degree program available. World College's mission is to instill in each student the knowledge, education, and training that employers are seeking for the many technical positions available today. It's a program created to provide the best education and training possible with a flexible schedule to match your busy lifestyle.



World College is currently seeking approval to confer the Bachelor Degree from the Virginia Council of Higher Education.

Earn A Bachelor of Electronic Engineering Technology Degree from



WORLD COLLEGE
Bringing Technology Home!

Lake Shores Plaza
5193 Shore Drive, Suite 113
Virginia Beach, VA 23455-2500

Send For Your Free Course Catalog.

Take the first step towards a new start in life. Send for World College's Free Independent Course Catalog today and discover how easy and affordable it is to get started on your Bachelor Degree.

World College is affiliated with



Complete the Entire Degree Program Under One Roof. Yours!

Only World College offers an independent study, four year technical degree which can be completed through one school. All lab equipment*, parts, and software are included in your tuition and the program's 300-plus laboratory experiments can be completed in your own home.

You Pay Only For Time Actually Used.

World College not only provides a means to earn a Bachelor Degree while fulfilling current obligations, but there are no restrictions on how fast you can complete the program. At World College, you pay tuition only for the actual upper-level semesters it takes to graduate. The quicker you complete the program, the less you pay in tuition. It's an effective way to keep you motivated in order to complete the course and move on to a better paying position as quickly as possible.

Currently not available in Ohio.
* Student must have access to a personal computer system.

YES! Please send me World College's Free Course Catalog detailing the full curriculum.

Name: _____

Address: _____

Apt: _____

City: _____

State: _____ Zip: _____

Phone: (_____) _____

Age: _____

Return to: WAE01
World College
Lake Shores Plaza
5193 Shore Drive, Suite 113
Virginia Beach, VA 23455-2500

GET THE LATEST ADVANCES IN ELECTRONICS

WITH A SUBSCRIPTION TO

Electronics *Radio Combined with* Electronics® **NOW**®



Electronics Now gives you exciting articles like:

- Buyer's Guide to Digital Oscilloscopes
- Build A Scanner Converter
- Single-Chip Voice Recorder
- Build A MIDI Interface for your PC
- Troubleshoot Microprocessor Circuits
- Build A High-Power Amplifier for your Car
- Add Music On Hold to your Phone
- All About Binaural Recording
- VGA-to-NTSC Converter

ENJOY THE WORLD OF ELECTRONICS EACH MONTH!

Subscribe to the best electronics magazine—the one that brings you the latest high-tech construction projects, feature articles on new technology, practical troubleshooting techniques, circuit design fundamentals, and much more.

Electronics Now looks to the future and shows you what new video, audio and computer products are on the horizon. What's more you'll find helpful, monthly departments such as Video News, Equipment Reports, Hardware Hacker, Audio Update, Drawing Board, Computer Connections, New Products, and more. All designed to give you instruction, tips, and fun.



FOR FASTER SERVICE CALL TODAY
1-800-999-7139

DON'T DELAY SUBSCRIBE TODAY!

Just fill out the order card in this magazine and mail it in today.

NEW LIT

Use The Free Information Card for fast response.

The Green PC: Making Choices That Make a Difference; by Steven Anzovin. Windcrest/McGraw-Hill, Blue Ridge Summit, PA 17294-0850; \$9.95.

The computer is a threat to the environment? In the long list of sources of pollution and contamination from gas-guzzling automobiles, factory smokestacks, to plastics that give off toxic gas, one does not normally think of computers. Think again. Steve Anzovin, author of *The Green PC*, sees the proliferation of computers as having a profound impact on the environment as well as society.



CIRCLE 40 ON FREE INFORMATION CARD

Mr. Anzovin's book, (printed on recycled paper), contains hundreds of tips on how one can reduce wasted power and trash directly related to computer use. The author provides practical advice on how to increase the life of computers and peripherals (presumably so they don't add

to the growing piles of obsolete and unsalvageable hardware accumulating in dumps around the world), reduce equipment power consumption, and minimize the use of paper in the office. He writes of updating old equipment with new processor boards, and the purchase of previously owned equipment to break the cycle of junking systems that are not the fastest and latest on the market.

The book tells where to find software that conserves resources, time, and power; how to "telecommute" (shop with modems and networks) to save gas, and how to design an ergonomically sound working environment. Contained in the book is a list of "green" hardware and software vendors who consciously sell products with conservation of resources and elimination of waste in mind.

Electronic Hardware Catalog No. 93. Accurate Screw Machine Company, 19 Baltimore Street, Nutley, NJ 07110; Phone: 201-661-2600; Fax: 201-661-3408.

Accurate Screw Machine Co. is now offering its new 338-page, four-color catalog describing hundreds of different mechanical components and fasteners in its product line—screws, nuts, stand-offs, washers, handles, and much, much more. The items are available in a wide range of sizes, including those with metric dimen-




CIRCLE 39 ON FREE INFORMATION CARD

sions. All the hardware items are illustrated and described. Each product section contains an easy-to-understand sample ordering form.

Practical Recording Techniques: The Step-by-Step Approach to Professional Audio Recording; by Bruce and Jenny Bartlett. Sams, 1171 North College, Carmel, IN 46032; Phone: 800-428-5331; \$27.95.

This practical book provides the reader with information that can be put to immediate use in a home hobbyist audio studio, a small professional studio, or in recording sessions in the field. It will prove especially helpful to the entry-level audio enthusiast or professional. It provides tutorial text on the basics of sound generation and transmission, and describes available low-cost, yet effective, home-studio audio equipment.

For the professional, there is coverage of the latest digital tape recording methods and equipment, disk recording, keyboard and digital workstations,




CIRCLE 38 ON FREE INFORMATION CARD

and the MIDI interface.

For readers at all levels of experience, the book explains how cost-effective equipment selection keeps costs low and quality high. Selected recording equipment is described in detail, as are control-room techniques. The section on how to organize a studio offers suggestions for improving its acoustics, choosing monitor speakers, and minimizing audio interference. A chapter on judging and improving recordings tells how to produce professional quality recordings.

Connector Products Condensed Catalog #SF9302. Circuit Assembly Corp., 18 Thomas Street, Irvine, CA 92718-2703; Phone: 714-855-7887; Fax: 714-855-4298; free.

Circuit Assembly Corp. is now offering its new condensed catalog covering the many different connectors it manufactures. The catalog is organized to permit the reader to find a desired connector quickly. Complete mechanical and electrical specifications are included for the company's



CIRCLE 37 ON FREE INFORMATION CARD

broad selection of standard connectors. Photos and detailed drawings illustrate the products and help in the search for the "right" product. The company's custom cable and connector assembly services are described.

Virtual Reality: Through the New Looking Glass; by Ken Pimentel and Kevin Teixeira. Windcrest/McGraw-Hill-Intel, Blue Ridge Summit, PA 17294-0850; Phone: 800-233-1128; \$22.95.

You have all seen the pictures of people wearing peculiar looking oversize goggles that make them look like bug-eyed beings from outer space. Their hands are in articulated gloves festooned with wires. The caption explains that this subject is undergoing a "virtual reality" experience—perhaps exploring a building that does not exist or driving an imaginary race car on an imaginary track.

The book *Virtual Reality*, explains that a marriage of computers, servo systems, and audio-visual equipment, permits the subject with the ungainly headset to "exert control over his environment"—look behind doors in an imaginary building, walk around to gain different perspectives, and even go up and down stairs. In the car racing scenario, the sub-

ject can change speed, and and maneuver around other imaginary cars while listening to realistic sounds of a racing engine.

Virtual reality has gone beyond what would have been considered science fiction a few years ago. It has been accepted as a design and training aid in government, industrial, and academic R&D laboratories. This book explains virtual reality and how it works. It is a direct descendant of the first Link trainer flight simulators introduced more than a half century ago. You will learn how personal virtual-reality systems are built. The major components such as three-dimensional television goggles, responsive "data gloves," and sound-recognition devices are described.

The authors touch on the



CIRCLE 36 ON FREE INFORMATION CARD

cultural and ethical questions posed by virtual reality, and its anticipated impact on education, business, medicine, architecture, science, and entertainment. Finally, the book considers the possibilities for virtual reality at the personal computer level. Appendices include a glossary, a guide to virtual-reality equipment vendors, and laboratories where significant virtual-reality R&D is now being carried out.

Now You're Talking! All You Need to Get Your First Ham Radio License: Second Edition; edited by Larry D. Wolfgang, WR1B, Jim Kearman, KR1S, and Joel P. Kleinman, N1BKE. The American Radio Relay League, Newington, CT 06111-1494; \$19.

More than two million people around the world enjoy the exciting hobby of amateur radio. This book from ARRL can help you get started; it answers most of the questions you might have about amateur radio. Subjects include how amateur radio can be used in communications, public service, or just for talking to like-minded strangers all around the world.



CIRCLE 35 ON FREE INFORMATION CARD

The book also explains how to use repeaters and packet radio, the radio spectrum available to amateurs, radio circuit components, and what you must know to pass the novice exam. For readers interested in taking the Technician Exam, the subject of Morse code is also covered. Sample test questions and answers are included.


Other topics of interest to the novice as well as the seasoned ham include how to select ham-radio equipment, choose the right antenna, and organize your

own ham station. One chapter covers practical problem solving. Appendices include data tables, metric conversion tables, frequency and mode allocations for amateurs, a world-time finder template, and a glossary of key words.

Outside AutoCAD: The Non-programmer's Guide to Managing AutoCAD's Database; by Dale Evans. Ventana Press, P.O. Box 2468, Chapel Hill, NC 27515; Phone: 919-942-0220; Fax: 919-942-1140; \$29.95.

This book teaches techniques for using the valuable non-graphic information included in AutoCAD drawings. It explains how to get the most from the program's non-graphic information; Release 12 is said to make AutoCAD's powerful database capabilities accessible to nonprogrammers.

Evan's book explains



CIRCLE 34 ON FREE INFORMATION CARD

guidelines for working with and customizing AutoCAD for Windows. In addition it offers tips for working with Release 12's new Dynamic Data Exchange (DDE) that ties graphics data to outside data managed by other programs. An overview of ASE, the AutoCAD SQL extension, explains how to unite SQL-based data with AutoCAD to build applications.

LETTERS

continued from page 15

With unintended eloquence Mr. Berglund has come close to the essence of "audiophoolishness." Listening to music, whether a live performance or from an Edison shellac record, is an emotional, subjective experience. While many of these emotions are widely shared, they are not exactly duplicated in any two individuals regardless of hearing acuity.

If the imperfections in the recording/reproducing process are large enough, they will eventually interfere with emotional appreciation of a performance. But they cannot, by definition, contribute to a performance, any more than turning up the bass on a boom box "improves" the original music.

To say otherwise is to say that the original recording/reproducing system is part of the performance. That is absurd!

The underlying fallacy here is that the components of a reproducing system—the wires, resistors, capacitors, transistors—can contribute to the musical performance of the system in some mystical way that transcends their measurable properties. It is as if a capacitor can tell whether the analog signal passing through it is Rachmaninoff's second piano concerto or a reading of Shakespeare.

Perhaps because they know that the technological ice upon which they skate is perilously thin, "audiophools" will not submit their loudly proclaimed opinions for legitimately monitored A/B testing.
BURKETT FARQUHAR
New London, NH


MAKING PC BOARDS

Many of my friends enjoy making PC boards, and each one claims his method is best. Does **Electronics Now** have any advice on the subject?

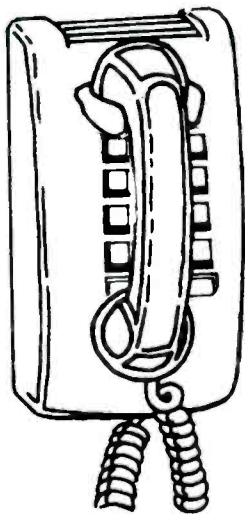
LENNY LEO
New York

As a matter of fact we do! This very issue contains two articles explaining two different techniques you can try, and future issues will cover additional methods.—Editor.

Ω



FROM NOT WORKING TO NETWORKING! Only \$5.00! An easy-to-read guide to troubleshooting Local-Area Networks (LAN). Gain knowledge of network fundamentals and how they developed from the early days of main frames, from XNS to Ethernet technology, the OSI stack for interconnecting different computers, basic and specialized test instruments, etc. Several tough LAN case histories covered. Only \$5.00, shipping included. **Claggk, Inc., Reprint Bookstore, P.O. Box 4099, Farmingdale, NY 11375.** All payments in U.S. funds. Check or money order—send no cash. Sorry, no orders outside U.S.A. and Canada. NY state residents add applicable sales tax.



CALL NOW AND RESERVE YOUR SPACE

- 6 × rate \$940.00 per each insertion.
- Fast reader service cycle.
- Short lead time for the placement of ads.
- We typeset and layout the ad at no additional charge.

Call 516-293-3000 to reserve space. Ask for Arline Fishman. Limited number of pages available. Mail materials to: mini-ADS, ELECTRONICS NOW, 500-B Bi-County Blvd., Farmingdale, NY 11375.


FAX: 516-293-3115

2 Year Warranty



ULTRA LOW COST LINEAR PROGRAMMABLE POWER SUPPLIES, User-Friendly with LCD Readouts at Analog Prices. Output Voltage/Current Programming and Read-back via LCD Panel • Data Entry with Front-Panel Keypad • Power-off Memory • Voltage and Current Step-up/Step-down Function • Microprocessor Controlled • Superior Line/Load Regulation • Output Enable/Disable • Optional RS-232 Interface for Remote Operation (standard on LPS-305) • Intelligent Forced-Air Fan Operation. **AMERICAN RELIANCE, INC., 9952 E. Baldwin Place, El Monte, CA 91731. (800) 654-9838 • Fax: (818) 575-0801**

CIRCLE 186 ON FREE INFORMATION CARD



TWO TRANSMITTERS IN ONE! 5 MINUTE ASSEMBLY! MONEYBACK GUARANTEE!

New Law Enforcement grade device on a single chip is the most sensitive, powerful, stable room transmitter you can buy. Uses any 3V-12V battery. Or attach to telephone line to monitor all telephone conversations over 1 mile away without batteries! 100mW output! 80-130MHZ. Receive on any FM radio or wideband scanner. VT-75 microtransmitter. \$49.95 + 1.50 S&H. VISA, MC, MO. COD's add \$4.00. **DECO INDUSTRIES, Box 607, Bedford Hills, NY 10507. 914-232-3878.**


CIRCLE 127 ON FREE INFORMATION CARD



CABLE TV 50dB NOTCH FILTERS for interference removal or channel censoring. Filters are user-adjustable to desired channel # or frequency. Eight Models available, each for certain channels: 2 & 3; 4 to 6; 7 to 13; 14 to 17; 18 to 22; 23 to 29; 30 to 36; 95 to 99 plus 0 & 1. Just \$30 each or 3 for \$75, includes shipping. ONE MONTH MONEY BACK, fast delivery. Visa, MC, check or M.O. (C.O.D. is \$5 extra) Huge discounts for higher quantities. **STAR CIRCUITS, P.O. Box 94917, Las Vegas, NV 89193. Call 24 hours 1-800-535-7827.**

Paperback Books


GREAT PAPERBACKS AT SPECIAL PRICES



FROM ATOMS TO AMPERES—BP254—\$6.50

Have you ever—
 Wondered about the true link between electricity and magnetism?
 Felt you could never understand the work of Einstein, Newton, Boltzmann, Planck and other early scientists?
 Just accepted that an electron is like a little black ball?
 Thought the idea of holes in semiconductors is a bit much?

Then you need this book. It explains as simply as possible the absolute fundamentals behind electricity and electronics.




PRACTICAL ELECTRONIC SENSORS—BP273—\$6.95

From satellite surveillance and industrial process control to the more mundane matter of detecting when the toast is the right shade of brown, there are very few electronic circuits which do not involve a sensor of some kind. The book contains a dozen construction projects for in and around the home.

COMPUTER HOBBYISTS HANDBOOK—BP251—\$8.95


Subjects covered include microprocessors and their register sets; interfacing serial, parallel, monitor, games and MIDI ports; numbering systems, operating systems and computer graphics. While the book is aimed at the computer hobbyist, it should also prove useful to anyone who intends to use a computer to follow their interests.



INTERNATIONAL RADIO STATIONS GUIDE—BP255—\$9.95


Provides the casual listener, amateur radio DXer and the professional radio monitor with an essential reference work designed as a guide for the complex radio bands.

Includes coverage on Listening to Short Wave Radio, ITU Country Codes, Worldwide Radio Stations, European Long Wave and Medium Wave Stations, Broadcasts in English and more.




Further Practical Electronics Calculations and Formulae

F.A. WILSON



FURTHER PRACTICAL ELECTRONICS CALCULATIONS—BP144—\$9.00

450 pages crammed full of all the formulae you are likely to need. Covers Electricity, Electrostatics, Electromagnetism, Complex Numbers, Amplifiers, Signal Generation and Processing, Communications, Statistics, Reliability, Audio, Radio Systems, Transmission Lines, Digital Logic, Power Supplies. Then there's an appendix of Conversion Factors, Mathematical Formulae and more.



WIRELESS & ELECTRICAL CYCLOPEDIA—ETT1—\$5.75

A slice of history. This early electronics catalog was issued in 1918. It consists of 176 pages that document the early history of electricity, radio and electronics. It was the "bible" of the electrical experimenter of the period. Take a look at history and see how far we have come. And by the way, don't try to order any of the merchandise shown, it's unlikely that it will be available. And if it is, the prices will be many times higher.

ELECTRONIC TECHNOLOGY TODAY INC.
 P.O. Box 240, Massapequa Park, NY 11762-0240

SHIPPING CHARGES IN USA AND CANADA

SORRY No orders accepted outside of USA & Canada

Number of books ordered

Name _____
 Address _____
 City _____ State _____ Zip _____

\$0.01 to \$5.00	\$1.50
\$5.01 to \$10.00	\$2.50
\$10.01 to \$20.00	\$3.50
\$20.01 to \$30.00	\$4.50
\$30.01 to \$40.00	\$5.50
\$40.01 to \$50.00	\$6.50
\$50.01 and above	\$8.00

Total price of merchandise \$ _____
 Sales Tax (New York State Residents only) \$ _____
 Shipping (see chart) \$ _____

Total Enclosed \$ _____

All payments must be in U.S. funds

EN993

ULTRASONIC

RADAR

Give your PC the ranging ability of RADAR with this month's addition to last month's Experimenter project.

RONALD M. JACKSON

IT'S DIFFICULT TO IMPRESS PEOPLE with a home computer. Even if the computer has a 486 processor running faster than blazes, from the outside it just looks like a tan box. There's not much you can bring up on the screen that will impress them either—they've seen it all before on TV. However, this month's project puts a live-action radar-like display in high-resolution color graphics on your home computer screen—and it's guaranteed to impress. People will be amazed as a blip moves about on the computer's "radar" display, following their movements about the room.

The system works as follows: An ultrasonic rangefinder measures the distances to surrounding objects. (Note that

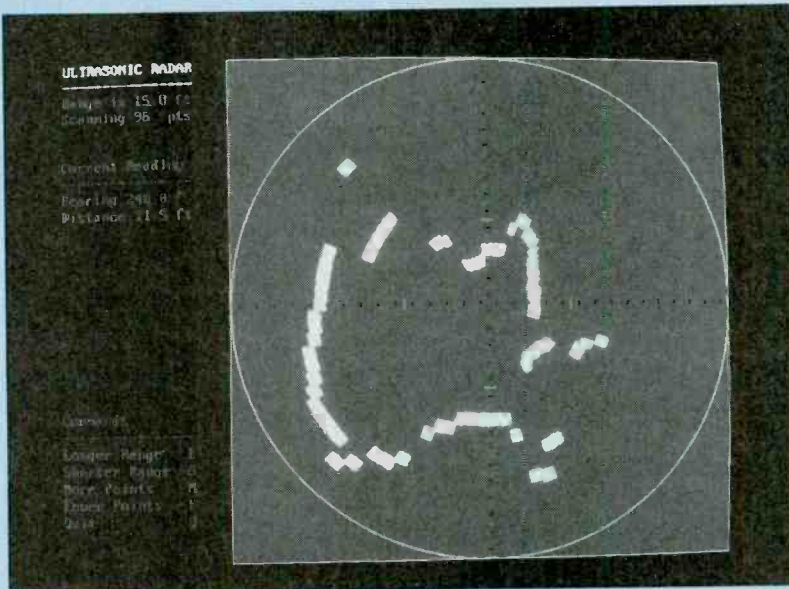

because ultrasonic energy rather than radio frequency is used, this project is more like sonar than radar.) A stepper motor rotates the transducer, giving full 360° coverage. The ultrasonic rangefinder and stepper motor are controlled and interfaced to your home computer by the Experimenter interface presented last month. The software, written in Microsoft's QuickBASIC for PC-compatible computers, is available on the *Electronics Now* BBS (516-293-2283), or on disk from the source mentioned in the Parts List. A Macintosh version is also available.

The rangefinder

Our project uses the same ultrasonic transducer that is used

in Polaroid cameras. Note that we will not be building the transducer unit because it is not available as a kit—only as a preassembled surplus unit from the source mentioned in the Parts List. An ultrasonic rangefinder emits a brief pulse of high-frequency sound. Any object hit by the sound produces an echo. The distance to the object is determined by measuring the time delay between the transmission of the original pulse and the return of the echo, which is displayed.

The Polaroid rangefinder is made up of two parts: a transducer and a ranging board. The transducer, shown in Fig. 1, acts as both a speaker and a microphone. It emits the ultrasonic pulse and "listens" for the



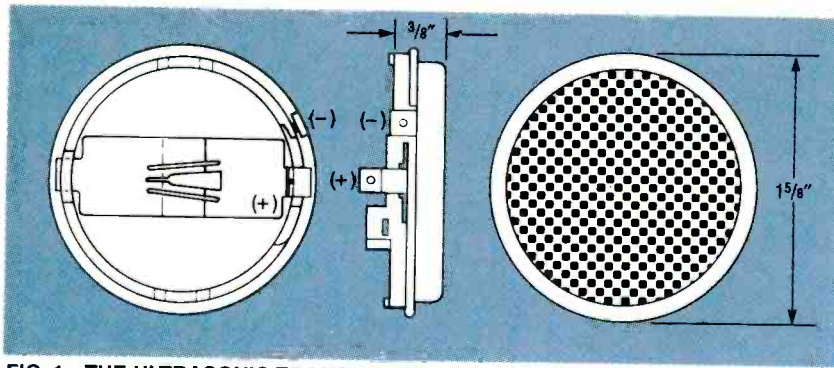


FIG. 1—THE ULTRASONIC TRANSDUCER acts as both a transmitter and receiver.

echo. The ranging board (Fig. 2) provides the high voltages required to run the transducer, sensitive amplifiers for echo detection, and control logic. The only adjustment on the ranging board, VR1, changes the sensitivity of the echo detector. The transducer is mounted on top of the output shaft of a stepper motor, which gives the transducer a 360° field of view. The ranging board mounts beside the stepper motor. Figure 3 shows the entire radar assembly.

The Experimenter controls the ranging board, measures the round-trip time of the pulses, controls the stepper motor, and communicates with

your computer. Figure 4 shows the connections between the transducer, ranging board, and the Experimenter. The ranging board uses a nine-conductor flexible cable. The connector for this cable can be installed in the X1 connector mounting area on the Experimenter. The cable has a black stripe on it to indicate pin 1.

The ranging board's power requirements are normally under 100 milliamps, but peak at about 2 amps during the transmit period. Power passes through the GND (pin 1) and V+ (pin 9) signals on the flex cable to connector J1. Due to the inductance of the cable, the ranging board might experi-

ence a supply voltage drop of about 4 volts (on a 5-volt supply!) during the transmit period. That can cause the ranging board to malfunction. To prevent that, install a capacitor of 300 μ F or greater on the ranging board at J1 between V+ and ground. To ensure that the circuitry on the Experimenter is not affected by the sudden power demand, add a 300 μ F capacitor on the Experimenter end of the cable. It can be added in the wiring grid area adjacent to X1.

Figure 5 shows a timing diagram of the ranging-board signals. When the Experimenter sets INIT high, the ranging board sends sixteen high-voltage drive pulses to the transducer. It takes about 360 microseconds to transmit the pulses. The Experimenter waits one millisecond to allow time for pulse transmission and for the transducer to settle down. Then the Experimenter sets BINH high to start the driver "listening" for an echo. If an echo is detected, the ranging board sets ECHO high. The Experimenter measures the time from BINH going high to ECHO going high. Then the Experimenter resets INIT

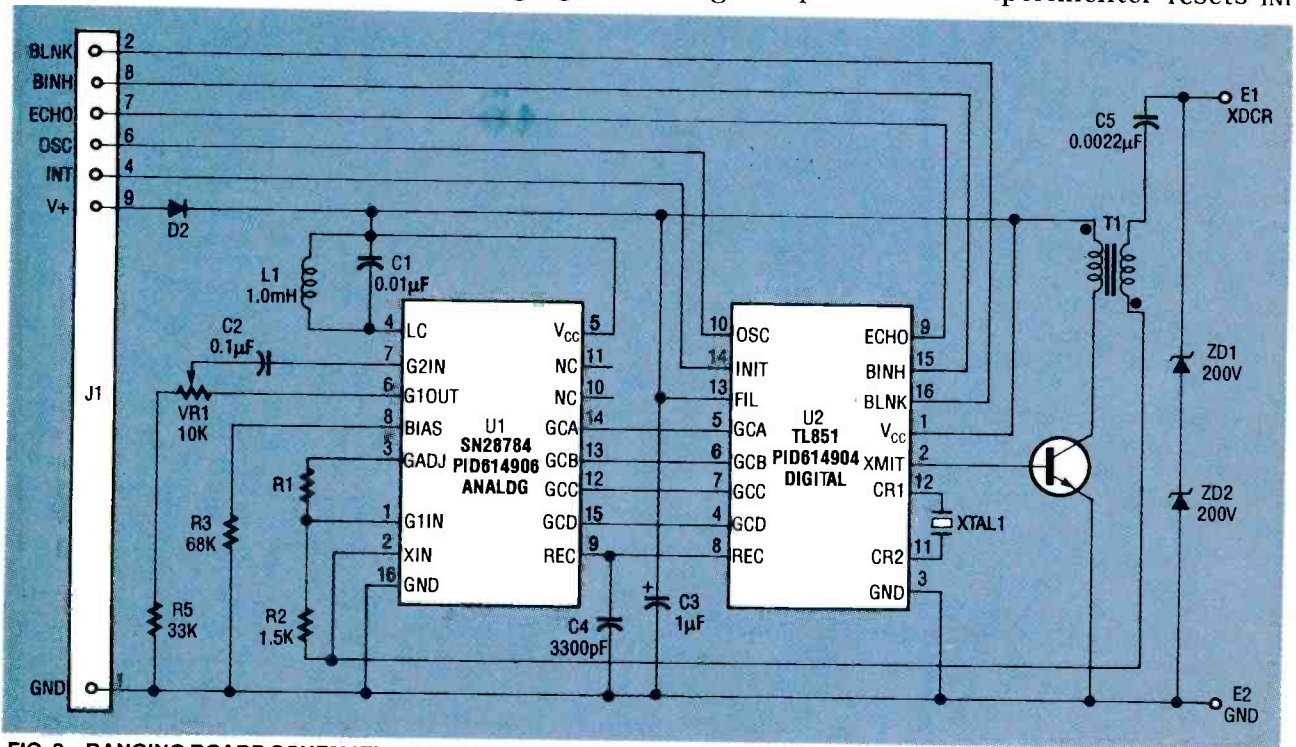


FIG. 2—RANGING BOARD SCHEMATIC. The ranging board provides the high voltages required to run the transducer, sensitive amplifiers for echo detection, and control logic.

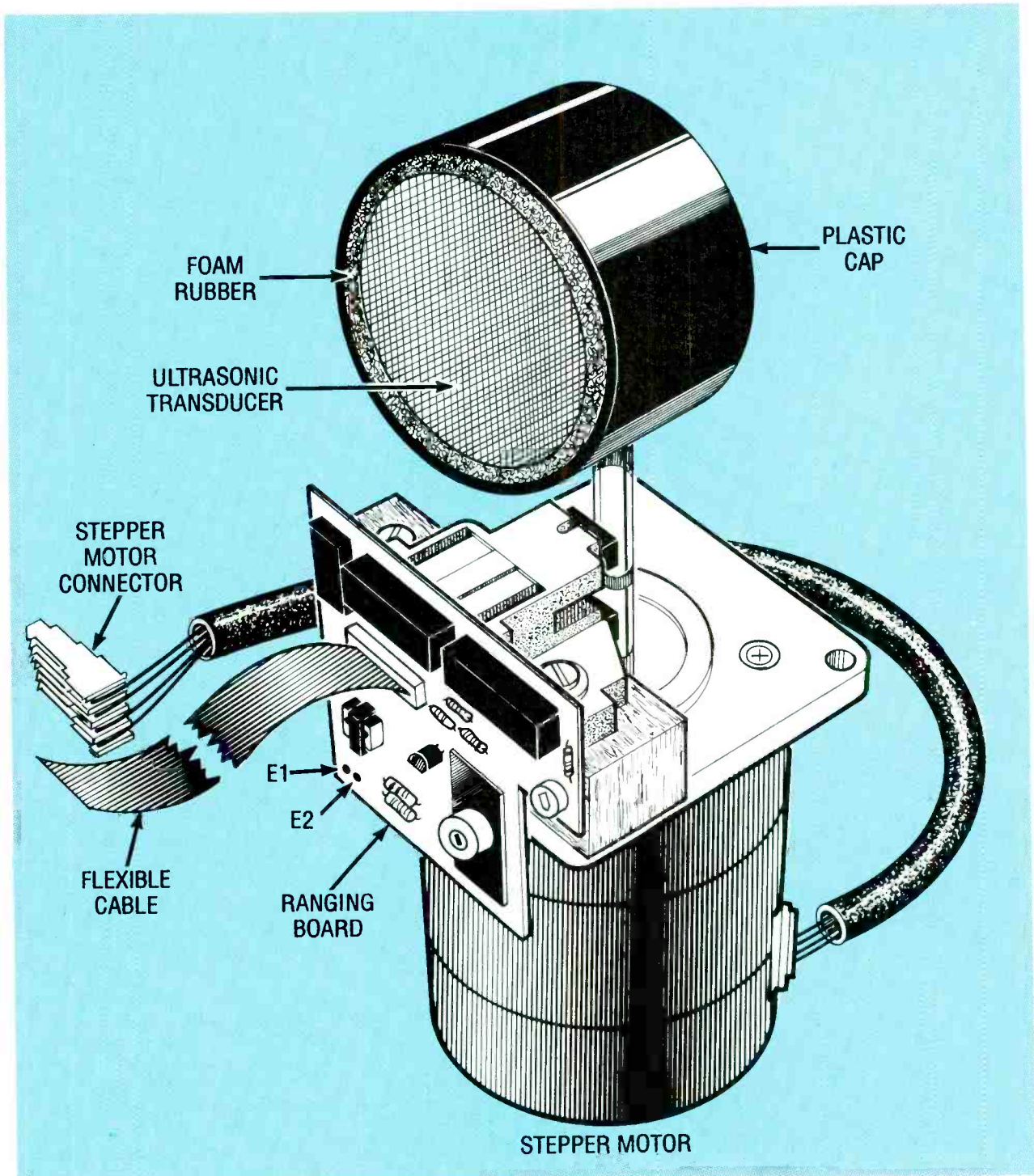


FIG. 3—THE TRANSDUCER IS MOUNTED to the stepper-motor output shaft. The ranging board is also mounted to the stepper motor.

and BINH low. If no echo is detected in about a half second, the Experimenter cancels the measurement.

The measured time is sent to the computer, which then calculates the distance based on the speed of sound. (The speed of sound in air is about 1100 feet per second, but it varies with

temperature, humidity, and barometric pressure.) You can measure the speed of sound for your existing local weather conditions with the program DISTANCE.BAS, which is contained in the self-unarchiving ZIP file on the *Electronic Now BBS* (516-293-2283) called EXPER1.EXE. Since the Experi-

menter measures time with 10-microsecond resolution, this program can calculate distances to within about a hundredth of an inch!

The stepper motor

The project uses a stepper motor that rotates the ultrasonic transducer so it scans around the room. A stepper motor differs from an ordinary

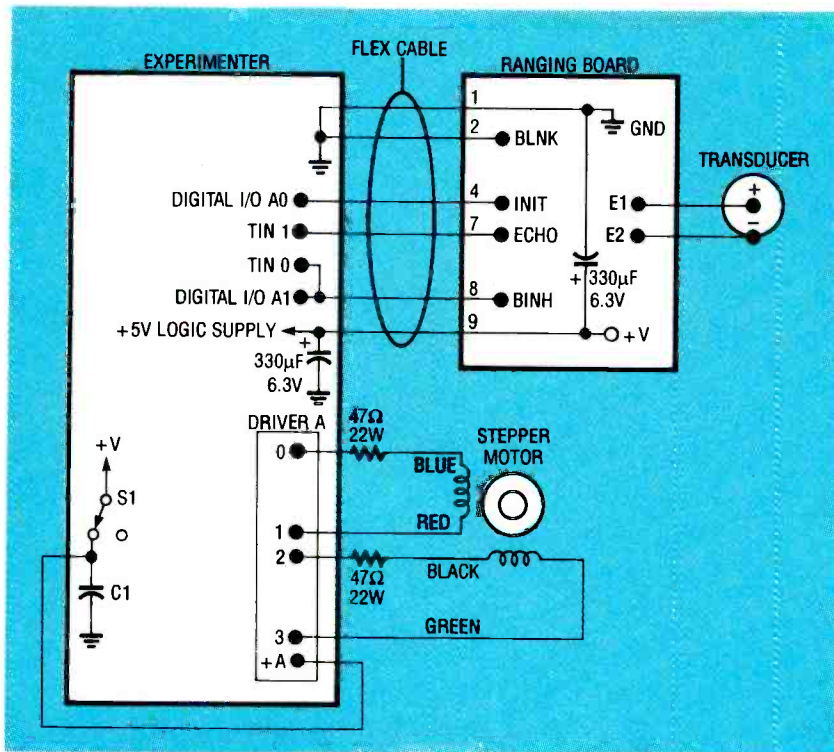


FIG. 4—THE CONNECTIONS between the transducer, ranging board, stepper motor, and the Experimenter. Capacitors must be added across the power supply on both the Experimenter and ranging boards. The power to driver A can be wired to the power switch S1 (as shown), or connected to an external power supply or battery. The choice of power source will depend on your selection of stepper motor, and the way the Experimenter is powered.

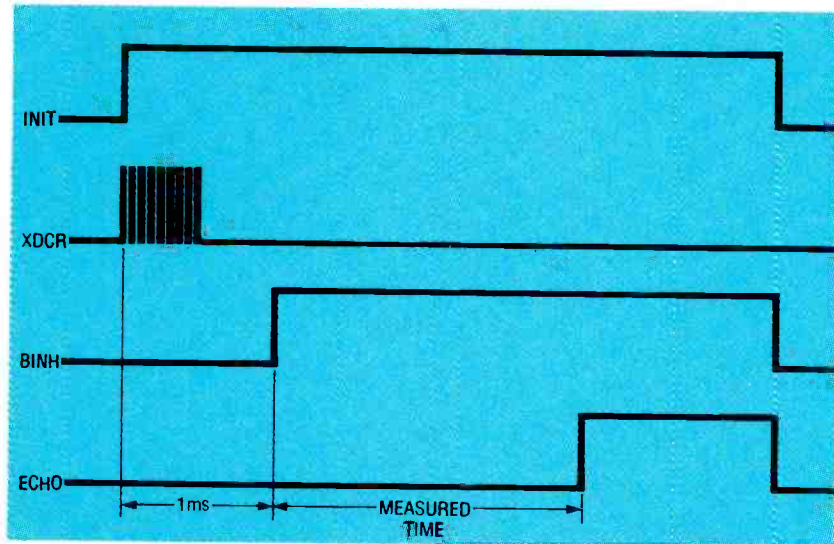


FIG. 5—TIMING DIAGRAM of the ranging-board signals for this project. The Experimenter sets INIT high, then the ranging board sends pulses to the transducer. The Experimenter waits for the pulse transmission and for the transducer to settle down. Then the Experimenter sets BINH high to start the driver listening for an echo. If an echo is detected, the ranging board sets ECHO high. The Experimenter measures the time from BINH going high to ECHO going high.

DC motor that has two wires connected to brushes inside the motor. As the armature rotates, the brushes connect successive commutator bars to windings to provide torque. The motor

speed depends on how heavily it is loaded and how much voltage is supplied.

By contrast, a stepper motor has separate wires to each winding. Energizing a winding

causes the armature to rotate slightly, typically a few degrees. By sequentially energizing the coils, the motor can be made to rotate through 360°. By controlling exactly when each winding is energized, the motor can be made to turn through a specified angle at a precisely controlled speed.

A stepper motor is used in this project because it gives precise control of motor-shaft location. If an ordinary DC motor were used, we couldn't control the shaft position and wouldn't be able to take the distance readings at evenly spaced positions. By controlling the number of steps and step rate, the stepper motor will turn the exact angle required between each pulse transmission.

Thanks to the Experimenter's built-in stepper-motor control, the sequencing of the stepper-motor's coils is handled automatically. Your computer tells the Experimenter how many steps it wants the motor to take between readings, and the Experimenter handles all of the timing and sequencing required to step it there.

There are many types of stepper motors available. Low-cost, light-duty stepper motors have either two coils, three coils, two coils with center taps, or four separate coils (see Fig. 6). The Experimenter can drive any of those stepper motors, with drive voltages from 4.5 to 36 volts and currents up to 1 amp. The numbers given in Fig. 6 show which driver output to connect to each wire of the stepper motor. If you don't have a data sheet for your stepper motor you will have to figure out the coil configuration with an ohmmeter.

The Experimenter must be "told" the coil configuration of the stepper motor so that it can provide the proper sequencing of outputs. Table 1 shows the available drives for the four stepper-motor coil configurations. Some configurations can be successfully driven with several different kinds of drives.

In choosing between different drives, you must make trade-offs between the motor's power

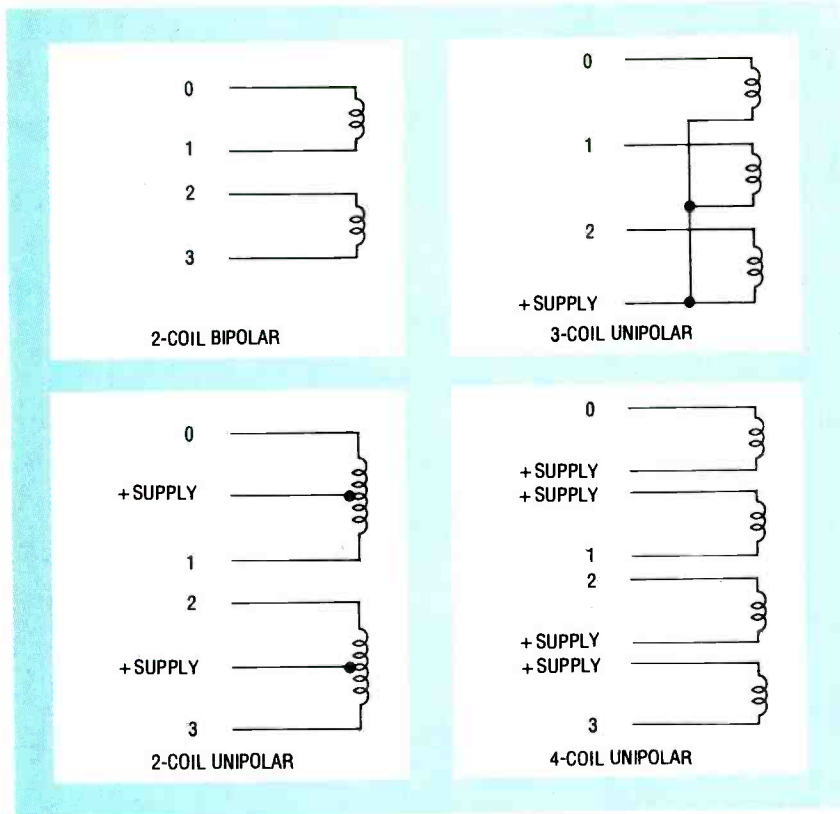


FIG. 6—COMMON STEPPER MOTORS have either two coils, three coils, two coils with center taps, or four separate coils. The Experimenter can drive all these stepper motors.

TABLE 1—STEPPER MOTOR DRIVE TYPES

Type	Coil Configuration	Common	Drive Pattern
2	3 coil unipolar	- supply	1 phase
3	3 coil unipolar	+ supply	1 phase
4	3 coil unipolar	- supply	half-step
5	3 coil unipolar	+ supply	half-step
6	4 coil unipolar	- supply	1 phase
7	4 coil unipolar	+ supply	1 phase
8	4 coil unipolar or 2 coil bipolar	- supply none	2 phase 2 phase
9	4 coil unipolar or 2 coil bipolar	+ supply none	2 phase 2 phase
10	4 coil unipolar or 2 coil bipolar	- supply none	half-step half-step
11	4 coil unipolar or 2 coil bipolar	+ supply none	half-step half-step

consumption, torque, and resolution. For example, a unipolar stepper motor with its common leads connected to the + supply can be driven in modes 7, 9, or 11. Mode 7 (one-phase drive) minimizes power consumption, because only one coil is active at any time, although this reduces torque. Mode 9 (two-

phase drive) runs two coils simultaneously, providing maximum torque, although the power consumption is doubled. Mode 11 (half-step drive) alternates between driving two coils and one coil, doubling the number of steps per revolution.

Stepper motors are usually labeled with the step angle (or

steps per revolution), maximum coil voltage, and coil resistance (or maximum current). If you use a stepper motor with coil voltages of twelve volts or less, you can run both the stepper motor and the Experimenter from the same power supply. Some stepper motors draw more current than a small power supply can provide, so a rechargeable battery pack is usually the most economical power alternative.

Let's look at one example of a suitable stepper motor. The motor has four wires terminated in a connector: blue, red, black, and green, in that order. An ohmmeter shows that the coils are arranged in a two-coil bipolar configuration: blue paired with red and black paired with green. The label says that it's a 1.8° per step motor. That corresponds to 200 steps per revolution in the two-phase drive mode (type 8), or 400 steps per revolution in the half-step drive mode (type 10).

The maximum DC voltage listed on the motor is 4.25 volts, with a current of 1.7 amps; it is a heavy-duty ball-bearing motor. We don't need the torque that this motor can produce at its full power rating for this project. We will limit the current to a reasonable level by adding series resistors to the motor leads. If we were building a project that required higher torque, we could add power transistors to the Experimenter's driver outputs, and run the motor at its full rated current.

Let's calculate the value of the series resistors. Suppose we want to run the Experimenter, ranging board, and motor from an unregulated 9-volt, 500-milliamp power supply. The Experimenter and ranging board consume about 100 milliamps each, leaving about 300 milliamps for the motor, or about 150 milliamps for each coil. That is less than a tenth the motor's rated capacity, but in this low-torque application it will be adequate. At that low current level, the voltage drop across each driver is about 0.7 volt, for a total drop of 1.4 volts. If we substitute the correct

numbers into the equation:

$$R_{\text{SERIES}} = \frac{E_{\text{SUPPLY}} - E_{\text{DROP}}}{I_{\text{CHOSEN}}} - R_{\text{MOTOR}}$$

we get

$$R_{\text{SERIES}} = \frac{9 - 1.4}{0.150} - 2.5$$

With those numbers we arrive at a series resistor value of 48 ohms. The closest standard values are 47 and 51 ohms. The series resistors can be installed in the wiring grid area on the Experimenter.

Be sure to use resistors with adequate power-handling capacity. From the equation $P = I^2R$ we can calculate the required power rating ($0.15^2 \times 48$) of 1.08 watts, so 2-watt (or larger) resistors should be used. Remember to connect power to the +A input on driver A. You can obtain power from the power switch to C1. That way no power will be drawn when the Experimenter is switched off.

Assembly

In building the radar unit, two electrical contacts must be maintained while the transducer is rotating. Figure 7 shows how that was done on the prototype. Start with a brass tube with a 1/4-inch inside diameter about 3 inches long. That tube will provide the ground connection between the ranging board and the ultrasonic transducer. Insulate one end of the 3-inch tube with electrical tape or heat-shrink tubing, and then slide a short ring (about 1/2-inch long) of slightly larger inside diameter brass tubing over the insulation. Another piece of tape or heat-shrink tubing can be used to hold the outer ring in place over the insulation—just make sure that most of the ring remains exposed. Drill a small hole in the side of the longer tube just above the shorter ring. Solder an insulated wire to the shorter ring, and run the wire through the hole and up and out the far end of the longer tube. The outer ring and the wire connected to it will provide the positive connection between the ranging board and the transducer.

Drill a hole the same diameter as the long tube in the side of a

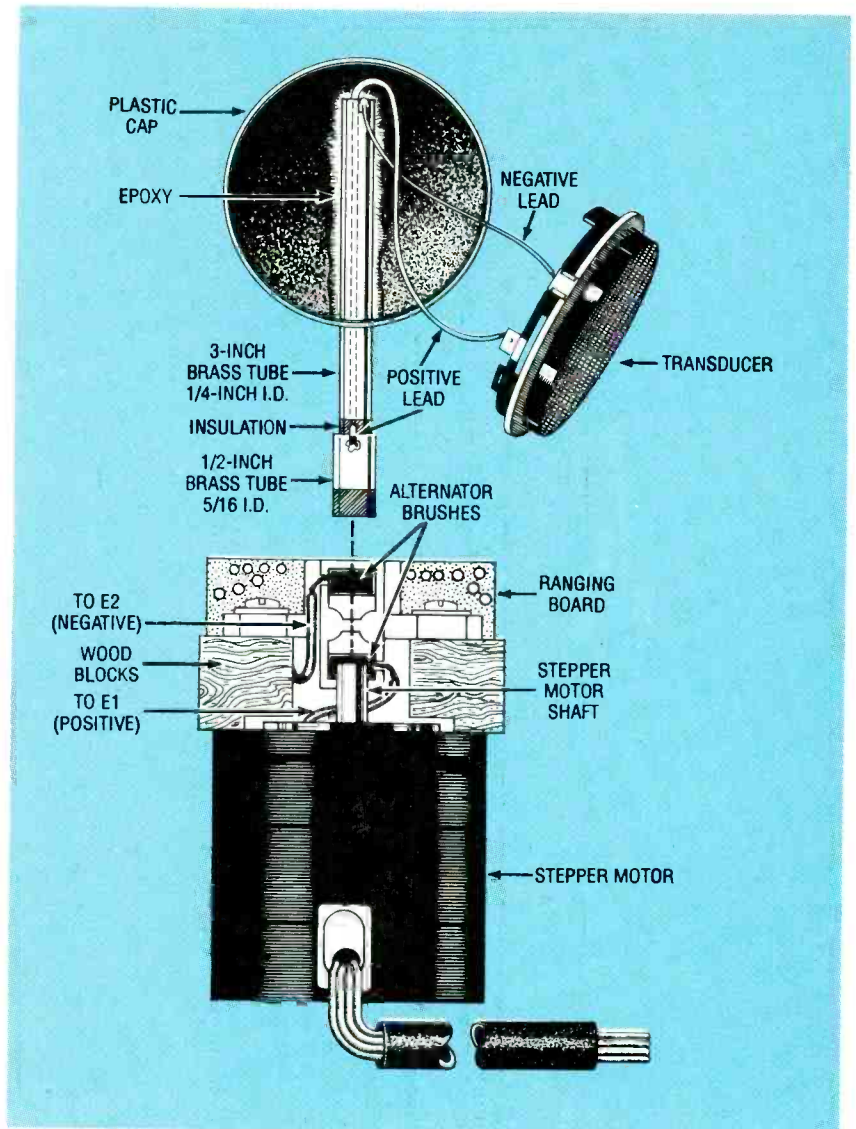


FIG. 7—TWO ELECTRICAL CONTACTS must be maintained while the transducer rotates. Here's how that was done on the prototype.

plastic jar lid, as close as possible to inner top surface of the lid. Slide the lid onto the end of the tube farthest from the outer ring, and glue it in place. (Sanding the mating plastic and brass surfaces will allow the glue to hold better.) Solder one of the two clips provided with the ultrasonic transducer to the wire from the outer ring, and slide the clip onto the inside terminal (+) of the transducer. Solder another insulated wire to a point on the longer brass tube inside the lid. Solder the other end of that wire to the unused transducer clip, and slide the clip onto the outside terminal (-) of the transducer. Pay attention to polarity! Mount the transducer in the lid by sur-

rounding it with a strip of foam rubber for a snug fit. The longer tube can now be bonded to the shaft of the stepper motor with epoxy.

Automotive alternator brushes make excellent contacts for linking the ranging board to the long tube and ring. You can buy the brushes at most automotive stores for a few dollars, or a complete brush assembly with mounting hardware for less than \$10. There are many different styles of brushes and assemblies, and some are easier to adapt than others. Choose one that has a convenient size and shape to work with. You might need to file some parts of the assembly, or remove unneeded metal fit-

tings. The assembly can be mounted to the stepper motor with small wood blocks.

Complete the connections by running wires from the brushes to the ranging board. Again, observe the correct polarity! The longer tube is ground, and it connects to the E2 terminal on the ranging board (the black wire with the red stripe). The outer ring is positive, and it connects to the E1 terminal (the plain black wire). Although the ranging board produces 400 volts when operating, it does so only in brief pulses of current low enough so that it is not dangerous—but it will give you a mild shock if you touch the right place.

The ranging board can be glued to the wood blocks or the brush assembly. If the 300 μ F capacitor installed across J1 pins 1 and 9 interferes with mounting the ranging board, move the capacitor to the front of the board on U1 between pin 16 (GND) and pin 5 (V+).

Software

Two programs were written for the ultrasonic radar, and both are contained in the self-unarchiving ZIP file (EXPER1.EXE) on the *Electronics Now BBS*. Both programs were written in Microsoft's QuickBASIC. DISTANCE.BAS is a simple distance-measurement program. It pulses the rangefinder several times per second and reports the distance measured with 0.01-inch resolution over a range from about 6 inches to 35 feet. You can calibrate the unit for the speed of sound at your location by placing a flat object, such as a box, a carefully measured distance from the transducer. When you run the program, it will report the distance it measured, based on the default value for the speed of sound (1100 feet per second).

If the reported distance is more than the actual distance, decrease the speed of sound parameter by pressing the "1" key. It decreases the parameter by 10 feet per second. Pressing the "2" key decreases the speed by one foot per second. If the reported

ULTRASONIC RADAR

Range is 10.0 ft
Scanning 96 pts

Current Reading

Bearing 348.8 °
Distance 2.3 ft

Commands

Longer Range	L
Shorter Range	S
More Points	M
Fewer Points	F
Quit	Q

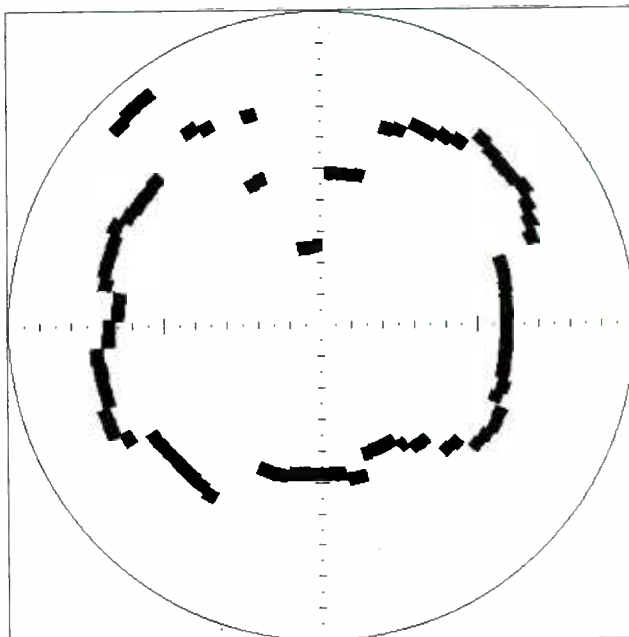


FIG. 8—THE RADAR IN OPERATION. The ultrasonic "RADAR" can detect and display objects from about 6 inches to 35 feet. Here the maximum range has been set to 15 feet.

distance is less than the actual distance, increase the speed of sound parameter. Pressing the "4" key increases the parameter by 10 feet per second; pressing the "3" key increases the parameter by 1 foot per second.

You can include the speed-of-sound parameter you determined in the radar program to make it more accurate. The speed of sound parameter, and other initialization parameters, are read by the radar program from the file RADAR.DAT. The graphical radar program is easy

to use. For a high-resolution color radar display, your computer will need EGA or VGA display electronics and a color monitor. If your computer just has CGA, the radar program will provide a lower resolution black and white display, as shown in Fig. 8.

Each rangefinder distance reading is plotted on the display in real-time. It provides scale information with bars of different colors and lengths drawn along the axes. Tens of feet are marked by long green bars; five-foot marks are red; and one-foot marks are short green bars. Half-foot marks are short black bars, and quarter-foot marks are green dots.


On the left side of the display the program reports the present range values and the number of scanning points in each revolution. The bearing and distance values are updated for each rangefinder measurement. Listed at the lower left are the commands you can give the program while it is running. Pressing the "L" key increases the displayed range (up to 35 feet). Pressing the "S" key decreases the displayed range (down to 5 feet). Pressing the "M" key causes the drive motor to scan more points per revolution (up

Continued on page 86

SOURCES

The following parts are available from Fascinating Electronics, PO Box 126, Beaverton, OR 97075. For VISA or Mastercard orders call 1-800-683-KITS, weekdays 10:00 AM to 5:00 PM, Pacific Time.

- Ultrasonic transducer, ranging board, cable, connector, and capacitors—\$69.90
 - PC-compatible or Macintosh software on either 5.25- or 3.5-inch disk (please specify machine and format)—\$9.90
 - Experimenter in kit form—\$149.90
 - Assembled and tested Experimenter—\$199.90
 - 9-volt 500 mA power supply—\$11.90
 - There is a limited quantity of the 4.25-volt, 1.7-amp, 200-step-per-revolution, surplus/used stepper motors available (includes series resistors)—\$14.90
- Please include \$3.40 for shipping and handling with your order. Foreign orders, please inquire for prices and availability.



Learn how to use the commercial manufacturing process for PC boards at home.

WILLIAM ALFORD

THERE ARE MANY TECHNIQUES available for making PC boards, ranging from exposing UV-sensitive resist-coated boards to the use of heat-fused toner from copy machines. However, most of those techniques are economical only for hobbyists and small commercial prototype runs. The industrial process of choice for producing PC boards rapidly and cheaply is to print the circuit pattern onto the copper-clad board using a screen-printing process. This technique is so fundamental to the commercial manufacturing process that all serious hobbyists, students, and engineers should at least be familiar with it. Once, educated to its possibilities, they might find it to be a valuable tool in their own electronic projects.

In the screen-printing process, etchant resist is forced by a rubber squeegee through the open image area of a fine-mesh stretched stainless steel screen onto the PC board below. A blocking agent applied to the mesh in a pattern prevents the

resist from passing through to areas of the substrate that are to be removed. This same process, a derivative of silk screening, can be used to label instrument panels and other flat surfaces.

Today's screen printing technology is an exacting scientific process. Instead of using silk screens stretched onto wooden frames, precisely made synthetic fabrics (or stainless steel

screens) are stretched by pneumatic tensioning devices onto rigid aluminum frames. Stencil images are reproduced photographically on printing plates that can print images with resolutions to 2 mils on computer-controlled presses.

However, as sophisticated as today's screen printing industry is, the basic process itself is wonderfully simple, easy to cor-



FIG. 1—THIS IS EVERYTHING YOU NEED to produce high-quality mass-produced PC boards.

rect, and uses readily available materials.

While it's true that screen printing is best for mass-production, and there are no real advantages to it if you need only one or two boards, it costs only one or two pennies more to produce hundreds of the same board in a very short time. That process compares favorably to individually exposing, developing, and washing several boards with the photoresist method. Moreover, meticulous cleaning and careful handling of the boards prior to processing is unnecessary; cleaning is required only if some stain or corrosion might interfere with the etching process. Also, printed boards can be stored indefinitely for etching on demand, or they can be cleaned and reprinted with a different pattern. The printing screen itself can be saved as well for future runs of the same board, or can be reclaimed and used to print other circuit designs.

Although you might think that all you'll ever need is one or two boards, you can never tell when that new electronic gadget you've invented might really be marketable—if you could only produce enough of them cheaply for the initial sales push.

Although today's inks and chemistries are much less hazardous than those used in the past, some of the products described in this article are both toxic and flammable and should only be used by trained persons in well-ventilated areas away from open flames. Figure 1 shows the materials that are used for this process. Protective gloves and clothing should be worn to prevent the chemicals from contacting the skin and eyes. Proper disposal of all waste materials in an environmentally responsible manner is crucial, just as with all other PC fabrication processes.

The printing process

The first step in the screen-printing process is to make the printing screen. Special polyester fabric is stretched onto a wooden frame and stapled in



FIG. 2—THE FABRIC CAN BE STRETCHED and stapled to the frame by hand.




FIG. 3—A POSITIVE IMAGE is contact printed onto the stencil film using a photo flood bulb. Note the black paper beneath the film to prevent undercutting thin parts of the image.

place. The fabric is classified by its mesh count; higher mesh counts provide greater print detail, but allow less ink to pass through during printing. For our purposes, a fabric of 160 to 180 threads per inch is a good choice. The fabric can be stretched and stapled by hand in much the same way as canvas is stretched for painting, as shown in Fig. 2. In fact, wooden canvas stretchers work well for light-duty use, and can be

found at art-supply stores. Select a frame size that will allow a minimum two-inch clearance on all sides of the PC blank from the inside edges of the assembled frame. If canvas stretchers are to be used, the wood frame should be glued together with some good carpenter's glue, firmly clamped, and allowed to dry overnight before using it.

For more demanding, long-term use, the "cord and groove" method produces a tighter, more uniformly tensioned screen, which can easily be re-tensioned if necessary. With this method, a cord is hammered into a groove in the wooden frame to capture and stretch the fabric—in much the same way a window screen is installed in a frame. This more complicated method is explained in detail in the booklet that's available from the source mentioned in the side bar.

There are many different ways to create the stencil image on the screen, but the easiest one for the beginner is the indirect film method. In that method, a piece of photo-sensitive stencil film is contact printed with the positive image transparency, developed, and adhered to the screen. The exposure step is similar to that used in the photoresist method of PC-board fabrication. The light hardens the areas of the




FIG. 4—DEVELOP THE EXPOSED STENCIL FILM in a tray of pre-mixed Ulano A + B developer.



FIG. 5—WASH THE IMAGE OUT using warm water.




FIG. 6—WHEN COMPLETELY DRY, gently peel off the backing sheet from the stencil.

stencil film that it strikes, and the areas masked by the positive resist are washed away after developing. The author has had much experience with a line of screen-print materials from the Ulano Corporation, and their products are described in this article. The Ulano starter kits and their technical information packages contain detailed processing instructions. Although the company has a wide selection of stencil films, he used its *Blue Poly-3* film for this project.

A light source with a high UV content is necessary to expose the stencil film properly. Black-light fluorescent tubes, daylight temperature photo floods, or just plain sunlight works well for this. A 500-watt blue photo floodlamp can be obtained from camera or lighting supply stores, and will screw directly into a reflector light housing. Be sure to use a lamp with a ceramic socket since the heat from a 500-watt bulb will soon burn out other kinds of sockets and could become a shock or fire hazard.

To expose the stencil film, place it shiny side up on a smooth flat surface. It's best to place a piece of black paper beneath it to prevent reflected light from undercutting the thin parts of the image. Then place the positive wrong-reading over the film, secure two points with clear tape to prevent movement, and cover it with a heavy piece of plate glass. Use glass with rounded edges to prevent injury while handling it. Position the light source directly over the center of the image at a distance of 20 to 24 inches (for the photo floodlamp) and expose it for 30 minutes as shown in Fig. 3.

Pre-mix the two-part developer according to the directions, and immerse the exposed stencil film in it for 90 seconds while rocking it with a gentle motion (see Fig. 4). Don't panic if you don't see an image appear at this time because it doesn't usually become visible until after the warm water wash. After the 90 second development, drain the stencil and im-




FIG. 7—PULL THE SQUEEGEE with a firm pressure across the image to force ink through the stencil.



FIG. 8—PRINTED PC BOARD positioned beneath the screen image by the register guides.

mediately place it in a tray of warm water at a temperature between 97 and 104°F. Agitate the stencil by gently rocking the tray until the image begins to appear (see Fig. 5). Change the water frequently until no more blue color appears in the water and the image is clean and clear. Applying gentle water spray with the stencil on an inclined surface in your work sink is an even better and much faster way. When washout is complete, transfer the stencil to a tray of cold water for a few minutes to harden the surface.

The Ulano developer must be mixed fresh every time you need

it, although it will last 24 hours or so. Just be sure not to store it in a sealed container since it gives off a gas and the pressure could break a glass container.

Place the film shiny-side up on the screen fabric on the back side of the screen. Then blot the inside of the screen with newspaper (unprinted newspaper stock) until no more blue color emerges, or until it begins to stick to the screen.

Air dry the screen until the stencil is a uniform, light, sky-blue color, and then gently peel off the backing sheet as shown in Fig. 6. A cold air stream from a fan will greatly speed the dry-

SCREEN PRINTING RESOURCES

Advance Process Supply

400 N. Noble Street
Chicago, IL 60622
(312) 829-1400

- Screen printing supplies
- CIRCLE 361 ON FREE INFORMATION CARD**

Atlas Screen Printing Supplies, Inc.

1733 N Milwaukee Avenue
Chicago IL 60647
(312) 278-3565
(800) 621-4173

- Screen printing supplies
- CIRCLE 362 ON FREE INFORMATION CARD**

Naz-Dar Co.

1087 North Branch Street
Chicago, IL 60622
(312) 943-8338

- Ink manufacturers, Circuit Black #211 resist ink
- CIRCLE 363 ON FREE INFORMATION CARD**

Signplex

3747 Pine Lane
Bessemer, AL 35020
(800) 631-2360

- Printed circuit screen kit
- CIRCLE 364 ON FREE INFORMATION CARD**

The Ulano Corporation

255 Butler Street
Brooklyn, NY 11217
(718) 237-3199
(800) 221-0616

- Complete screenmaking systems, Blue Poly-3 stencil film
- CIRCLE 365 ON FREE INFORMATION CARD**

Note: A kit of materials for screen printing 6 to 12 designs that includes fabric, a frame, squeegee, resist ink, stencil film and chemistry, and a detailed instruction booklet is available for \$39.95 plus shipping and COD from Signplex, 1-800-631-2360. Allow three weeks for delivery. Please add appropriate state and local tax.

A detailed booklet describing double-sided printing, a user-built vacuum table, advanced screen making and printing techniques, and more is available from Alford Enterprises, 9701 Bee Branch Road, Cottondale, AL 35453 for \$14.95 plus \$1.50 postage and handling. Send check or money order only. Please add appropriate state and local tax.

ing process.

Now tape the inside of the screen around the image with two-inch masking tape to prevent the resist ink from leaking through while printing, and affix the frame to your work table with small hinges so that it can be raised and lowered easily.

Locate a pre-cut, clean copper-clad board under the screen

continued on page 90

IRON-ON PC BOARD PATTERNS

Design PC boards with CAD, and etch them from resist patterns formed by "ironing on" laser-printer toner

ALAN NISHIOKA

MAKE SINGLE OR DOUBLE-SIDED PC boards in your own home with this modern method that takes advantage of computer-aided design and the laser printer to form a resist pattern that is transferred directly to the copper-clad circuit board blank. It is an alternative to other methods that have been used by hobbyists who want to make a few prototype boards for their own use.

The alternatives include the time-honored method of applying adhesive pads and fine-line tape masks directly to the circuit board as the etch resist or the use of ultraviolet sensitive liquid or film resists and photographic methods for transferring the pattern.

The method described here is based on the use of copying machine/laser printer toner powder to form the resist areas to define the circuit board conductive pattern. The pattern is first drawn on the screen of a personal computer with the aid of easy-to-use circuit board design software. The pattern is then printed out on special film in a laser printer. The toner that defines the pattern on the film is then transferred directly to the copper-clad blank by the application of heat from a household laundry iron.

That toner pattern that adheres to the copper becomes the resist pattern. The adhered toner is able to resist the action of the etchant that removes all

of the copper cladding from the blank except that which is under the deposited toner.

The process is effective in making simple, single-sided boards, but its merits really show up in the preparation of double-sided boards whose patterns must be accurately registered on both sides. The problem of registering both layers is simple compared with the task of trying to achieve the same results with adhesive tape resist masking or even photographic methods. This article assumes that you will be making double-sided PC boards.

To make boards with this process, you will need an IBM personal computer or compatible for the design phase, and a laser printer to print the pattern with toner on the transfer film (Press-n-Peel from Techniks Inc.). You'll also need, a household laundry iron, a suitable tank for etching the board, and conventional double-sided copper-clad circuit board stock.

Caution: When working with acid you'll also need a work area and bench or table that is away from the living areas of your house or apartment with adequate safeguards for hazardous materials and ventilation for the removal of toxic fumes.

Although this method can produce complex, double-sided PC boards, it does not include through-hole plating. Solid-wire vias or hollow-machined pins make any direct electrical connections needed between both sides of the board.

Designing the board.

Personal computer-aided design is an integral part of this toner heat-transfer process because it is the means for delineating the circuit board patterns for both sides of the board. The software used by the author is PCBoards, although other software can be used. PCBoards has a list price of \$99, and is available from the source given in Materials Sources.

PCBoards runs on IBM PC's and compatibles with EGA or VGA capability. It permits you to lay out both sides of a double-sided PC board with the assurance that they will register precisely in later process steps.

Unless you are familiar with the rules that apply to PC board design, it is advisable to read or review one of the many books available on that subject. Some books cover all aspects including design, acid-etching procedures, and even the selection of drill bits for forming through-holes. Several useful book references are given at the end of this article.

When PCBoards is running on a PC, the bottom layer of the board is displayed in orange while the top layer is shown in yellow (see Fig.1). Objects on both sides of the board (DIP pads, for example) are in blue. PCBoards has a 0.05-inch grid, and the user can draw DIP's of various sizes and traces of 0.020- or 0.050-inch width.

The program manual covers all of the features of PCBoards. Read it before doing any design

work. The program is menu-driven, and you can select the object you want to draw with the keyboard, and use your computer mouse to select the end points of traces and position objects on the board.

Place all objects that will have drilled holes on 0.10 inch centers (e.g., at 1.20, or 3.70 inches rather than 1.25 or 3.75 inches) so you can use a small piece of commercial phenolic circuit board with perforations 0.10-inch on centers as a drill guide. A mark located in the lower left hand corner of the computer screen as a reference for the computer mouse will help you with the layout.

Minimize the number of vias (holes that feed a signal from the top to the bottom layer) because they require drilling. Where possible, use machined socket pins as vias because holes must be drilled for them anyway. Also, minimize the number of traces between DIP pins, particularly those that will be under the DIP when it is inserted, because they are most likely to cause problems if the trace patterns on both sides are improperly registered.

The need for soldering sockets or DIP packaged components from the top surface of the board also influences component layout and trace placement. If two components are mounted too close together, it will be difficult to get the tip of a soldering pencil between them to make satisfactory soldered joints.

Material purchasing

Copper-clad circuit board blanks are available from many different electronics stores and mail-order distributors. Expect to pay about 10 cents per square inch for double-sided boards. Regardless of the source and quality of the blanks you buy, be sure to clean them thoroughly so that the toner will stick to the copper and contaminants will not impede the copper etching process.

Any standard brand household cleaning powder is suitable for cleaning superficial wax, grime, or oil from the

boards, and this can be supplemented by scouring the copper surfaces with fine steel wool. Wear rubber gloves when cleaning the boards to prevent leaving finger prints on the clean copper surfaces. The skin oil in finger prints will corrode the clean copper.

Satisfactory cleaning is indicated by complete surface wetting following a clean tap water rinse cycle. The water should not bead up, an indication of that surface contaminants are still present.

Transfer film

Use 8 1/2 x 11-inch sheets of Press-n-Peel PCB transfer film from Techniks Inc. (see Materials Sources) to transfer the image to the copper-clad blank. (It is priced at \$30 for a package of 20 films). Easy-to-follow instructions are provided with each package.

The Press-n-Peel transfer sheet is a plastic film with a blue matte coating. When passed through the laser printer, toner fuses to the blue coating as it does to paper when a document




FIG. 1—LAYOUT OF ONE PCB BOARD PATTERN shown on a computer screen obtained with circuit board design software. A square reference point and the coordinate readout are displayed at lower right.




FIG. 2—PC BOARD PATTERN PRINTED ON PAPER with the printed transfer film shown in the background. Two patterns are printed on the same film to economize on film. The original patterns have been 'flooded' so the toner can be ironed directly on the copper-clad blank.



FIG. 3—IRON-ON TRANSFER FILM IS FED INTO THE LASER PRINTER. A backup sheet of paper can be attached to the leading edge of the film for support, if necessary.




FIG. 4—CIRCUIT-BOARD ETCHING TANK with air bubbler and solution heater to speed up the etching process and provide more uniform results.

is printed. The transfer sheet is designed so that its plastic backing easily peels away after the toner has been ironed on the copper-clad board. The blue coating also thickens the resist pattern transferred to the board for improved protection against the copper etchant.

Print the layout

The output of the laser printer obtained from the computer with the PCBoards software is a drawing of the circuit board trace pattern with the

toner on top as in a normal printing operation. However, to obtain a circuit board pattern that can be ironed directly on the board, the pattern must be inverted.

The author wrote a computer program that will invert the output from the computer running the PCBoards software. This is available as a self-extracting compressed file PCBFLIP.EXE in the *Electronics Now* BBS (516-293-2283; 2400 or 1200 baud).

Both top and bottom patterns

can be printed on the same transfer film, assuming that the double-sided board measures less than 5 × 8 inches. This approach will economize on the number of transfer sheets needed.

After you have completed the design of both sides of the board, place crosses at two or three locations outside the board patterns to function as registration marks. Locate these marks with respect to the reference mark on each pattern so that when the printouts are placed together, the registration marks will match.

It is recommended that you print out a test sample on quality parchment tracing paper before printing on the actual transfer film. You can then cut apart the two patterns, place their printed sides together and align the paper printouts before you print on the transfer film. Any mismatches or errors can be corrected at that time without wasting transfer film. The use of a professional (or improvised) light table will make the registration and examination easier.

After you are satisfied that the alignment of all circuit board elements is within the expected tolerance levels, print out the transfer film. Feed the transfer film into the single-sheet feeder with the blue matte coating side

MATERIAL SOURCES

Etch Tank System
Circuit Specialists
P.O. Box 3047
Scottsdale, AZ 85271
1-800-528-1417

Iron-on transfer film
DynaArt Designs
3535 Stillmeadow Lane,
Lancaster, CA 93536
(805) 943-4746

PC board design software
PCBoards
2110 14th Avenue South
Birmingham AL 35205
(800) 473-PCBS

Press-n-Peel iron-on transfer film
Techniks Inc.
45 J. Ringo Road
PO Box 463
Ringoes NJ 08551-0463
(908) 788-8249

up. You might find it necessary to attach a paper backing to the transfer film so it will be easier to feed through the laser printer.

Attach the leading edge of the film to the paper backing by applying a narrow stripe of stick adhesive (available at stationery stores) along the leading edge of the underside of the transfer film, leaving the trailing edge free (see Fig. 3).

Iron-on process

Align the transfer sheets for the top and bottom of the board with their printed (toner) sides inward (face to face) on a light table. Staple the two sheets together in three or four places on one edge or tape them among one edge. Slip the cleaned circuit board between the fastened opposing sheets and align it correctly at the edges.

Heat the laundry iron to about 200°F and check that temperature with a mechanical thermometer. If the iron is too hot, the plastic film will melt, distorting the transferred pattern. If it is too cool, the toner will not transfer to the copper surface. You might have to experiment to find the right setting on your iron. However, once you have found it, note that setting for the next time you use this method.

Select a clean, dry, bare wooden board as an ironing surface. The easiest way to make the transfer is to start with the lower transfer sheet. Place it toner-side up on the ironing surface and put the copper-clad board on top of it. (The attached upper sheet can be folded back out of the way.) Then clamp the board to the film, and apply the iron directly to the top copper-clad surface so the heat will be conducted through the board to the lower surface.

After the film has lightly adhered to the copper, turn it over and iron on the transfer film from the back. Then fold over the upper film, toner side down, and iron it directly on the upper copper-clad surface of the board.

The movement of the iron over the surface helps to loosen



FIG. 5—PERFORATED CIRCUIT BOARD blank serves as a drill jig to obtain holes spaced in 0.10-inch increments.

the blue coating from the film. Use the tip of the iron to trace over the entire layout on both sides to ensure that all the elements to be transferred have received enough heat and pressure. Take special care with isolated pads and thin traces because they are least likely to transfer properly.

There is no sure way with this method to determine if the complete image has been transferred satisfactorily. The features will appear slightly darker when viewed through the back of the transfer film after the ironing procedure. *Caution:* Do not remove the film until the circuit board is cool to the touch.

If, for some reason, small sections of the pattern do not transfer satisfactorily, the gaps

AN ALTERNATIVE METHOD
 An alternative method for transferring copy-machine toner to blank copper-clad circuit boards is offered by DynaArt Designs. It makes special toner-transfer sheets that have a release agent, or "sugar-water" coating on one side of each sheet. A flopped toner image is made on the sugar-water side with a laser printer or copy machine. The sheet is then placed, toner-side down, on the PC blank, and the toner image is fused to the board with a conventional laundry iron as described in the article. However, instead of peeling off the paper backing, the board is soaked in water until the release agent dissolves and the paper slides off. The manufacturer claims this method assures the complete transfer of all toner.

can be touched up after the film is removed. The best way to make those minor corrections is to mask them with the black tape intended for the direct-etch process. If larger areas did not transfer, or there are many gaps, the board should be cleaned and the complete process repeated.

Copper etching

A suitable etching tank system is shown in Fig. 4. You can purchase a complete system from a supplier such as Circuit Specialists (see Materials Sources) or you can build your own. Figure 4 shows all the recommended elements for obtaining the best results, but neither the air bubbler nor solution heater are required.

An article entitled *Make Your Own Etching Tank* by Tony Lewis appeared in the December 1989 **Radio-Electronics** on page 45. This article gives complete directions for making a tank from Plexiglas. The article also includes useful information on the various chemical etchants.

Several different acids available commercially will etch the copper cladding satisfactorily. However ferric chloride is recommended because it is the most readily available from electronics stores and distributors and it is inexpensive. Unfortunately it is an opaque solution, so it is not possible to observe the etching process through a transparent tank. A 1-liter plastic bottle of the acid costs less than \$7.00, but it should be enough to etch more than 500 square inches of copper cladding.

Alternative chemicals are sodium and ammonium persulfate. The persulfates are sold in crystal form and have several advantages over ferric chloride in that they will not attack stainless steel, and they are effective when cold. Both give an indication of copper absorption by turning blue as copper dissolves in them—a visual indication that they have lost their etching effectiveness.

Before working with any acid,

Continued on page 88

THE SPECTRUM



ANALYZER

Vertical pulse height represents signal strength and horizontal pulse position represents frequency. Learn more about this important but frequently overlooked instrument

FERNANDO GARCIA VIESCA

THE SPECTRUM ANALYZER LETS YOU view the frequency domain the same way the oscilloscope lets you view the time domain. This article is a primer (or refresher) on the spectrum analyzer, an extremely powerful and versatile test instrument that is frequently overlooked by many who have never taken the time to explore its special properties.

Long considered too specialized and too expensive for general use, the spectrum analyzer has recently become an important test instrument in cable television, computer networks, digital radio, and automated component testing. However, for years it had been a well established instrument in radio and radar transmitter design and maintenance.

Government requirements mandating the control of electromagnetic interference (EMI) have made the spectrum ana-

lyzer a factory-production and quality-control tool in the manufacture of many different kinds of electrical and electronic equipment.

The selection of the appropriate spectrum analyzer for a given task will depend on such factors as the frequency sweep rate, frequency sweep range, bandwidth, and the center frequency of its intermediate frequency system. Other considerations are the bandwidth of its video amplifier and the analyzer's overall sensitivity.

Spectrum analyzers are useful in the analysis of continuous-wave (CW) signals, amplitude-modulated (AM) signals, frequency-modulated (FM) signals and pulse-modulated signals: pulse-amplitude modulated (PAM), pulse-width modulated (PWM), and pulse-position modulated (PPM) signals.

Before discussing the spec-

trum analyzer and how it works, a review of some of its basics will be useful. Figure 1 illustrates two different ways of looking at the same signal. The waveform viewed at the left is an instantaneous voltage plotted against time, as seen on an oscilloscope. The view at right shows the same waveform, but here the voltage is positioned with respect to frequency rather than time.

A complex signal has more than one frequency component (spectral line), which indicates the amount of energy that is present at each frequency. The more complex the waveform, the greater the number of spectral lines.

According to the French mathematician and physicist Jean Fourier, any time domain electrical signal consists of one or more sine waves, each with its own frequency, amplitude,

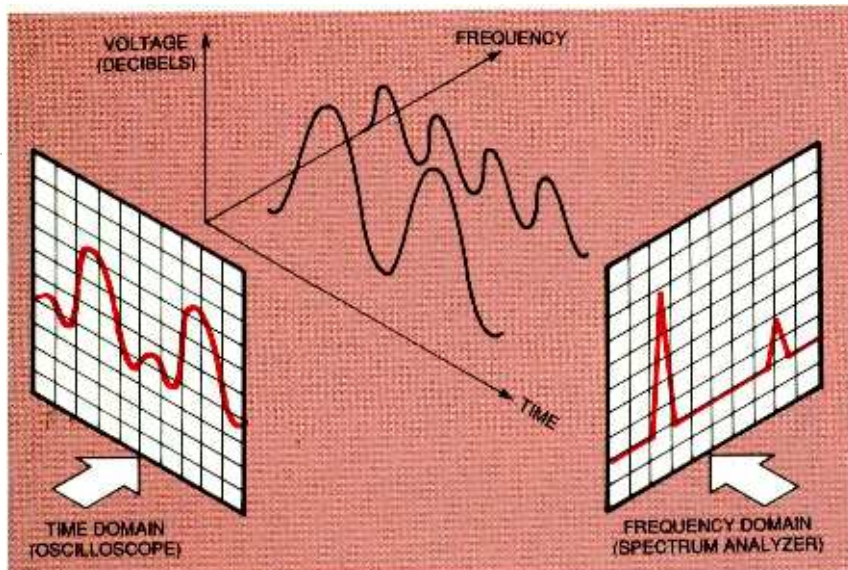


FIG. 1—TIME-DOMAIN MEASUREMENTS made with an oscilloscope (left) are compared with frequency domain measurements that can be made with a spectrum analyzer (right).

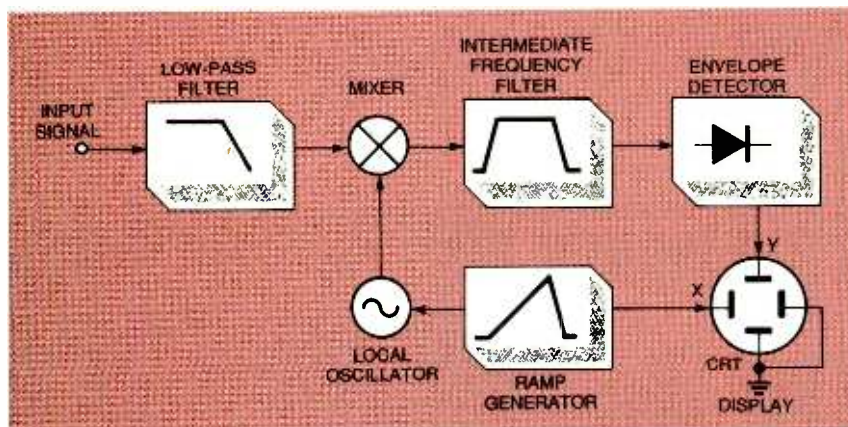


FIG. 2—SIMPLIFIED SPECTRUM ANALYZER BLOCK DIAGRAM. The input signal is mixed with local oscillator (LO) signal in the mixer. The intermediate frequency (LO) is filtered, detected and displayed on the CRT's vertical axis. The ramp generator triggers the CRT's time base and the LO.

and phase. As a result of his insight, it was found that any complex time-domain waveform can be broken down into separate sine waves that can be evaluated separately. In effect, any time domain signal can be transformed into its frequency-domain equivalent.

Theoretically, any signal must be evaluated for an infinite length of time when making a transformation from the time to the frequency domain. However, in practice, it is assumed that the behavior of a signal for time intervals ranging from milliseconds to a minute will give a reasonably accurate indication of the waveform's long-term characteristics.

Time vs. frequency domain

Time-domain measurements from an oscilloscope provide an overall view of the signal waveform, including such characteristics such as pulse rise and fall times, overshoot, and ringing. By contrast, the spectrum analyzer provides a panoramic display of the signal distribution in a selected portion of the radio frequency or microwave bands. The display can show the presence or absence of signals of interest, their frequencies or harmonic content, frequency differences, relative amplitudes, and the modulation form, if any.

In the United States and most of the advanced countries of the

world, radio equipment must meet government-imposed standards for spectral purity. The spectrum analyzer permits the viewing of the bandwidth of the modulated signal, and it also gives an immediate indication of the harmonic content of a transmitter's signal.

Harmonics of the carrier signal might interfere with other systems operating at the same frequencies as the harmonics. Improper RF transmission conditions such as splatter or over modulation can be easily seen as excessive bandwidth. These deviations can be observed on a spectrum analyzer. This is helpful in making adjustments and corrections.

How does it work?

There are four basic spectrum analyzer architectures: bank of filters, fast Fourier transform (FFT), wavemeter, and swept spectrum or superheterodyne. Each has its own set of strengths and weaknesses, but in this article only the superheterodyne architecture will be discussed.

Figure 2 is a simple block diagram of a superheterodyne spectrum analyzer. It is essen-

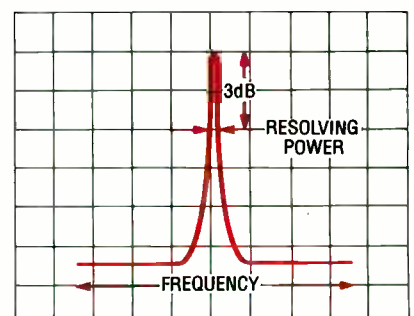


FIG. 3—TYPICAL CONTINUOUS-wave signal

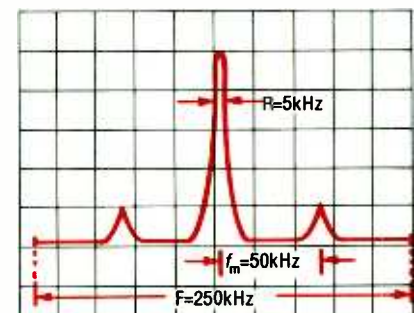


FIG. 4—SINGLE-TONE AMPLITUDE modulated signal.

tially a narrow-band superheterodyne receiver that is repeatedly swept in frequency over a selected portion of the RF band. Heterodyne means to mix signals together to produce sum and difference frequencies. Superheterodyne has the same meaning except that the signals being mixed are above the audio range.

The ramp (or sweep) generator generates a sawtooth (or ramp) waveform that tunes the local oscillator (LO). A form of frequency generator, it is swept linearly between two frequency limits. At the same time, the ramp generator also deflects the CRT beam horizontally across the screen from left to right. The local oscillator output is fed into the mixer.

The input signal is passed through a low-pass filter to the mixer, where it is mixed with the LO output. The output of the mixer includes not only the input and LO frequencies, but also their harmonics and sums and differences.

Only those mixed signals that fall within the passband of the intermediate frequency (IF) filter will be passed on to the envelope detector, represented here as a diode. The output of the envelope detector is amplified and applied to the vertical plates of the cathode-ray tube (CRT) to produce a vertical deflection on the CRT screen.

The CRT screen typically has a graticule or overlay grid of lines—ten horizontal and eight or ten major vertical divisions spaced one centimeter apart. The horizontal axis is calibrated in frequency that increases from left to right.

Signal treatment

If a spectrum analyzer receives a continuous-wave signal, the trace is a plot of the bandpass characteristic of the intermediate-frequency amplifier, as shown in Fig. 3. A single response will show up on the screen, and the resolving power of the analyzer is equal to the 3 dB bandwidth of the intermediate-frequency amplifier.

The spectrum of a single-tone, amplitude-modulated sig-

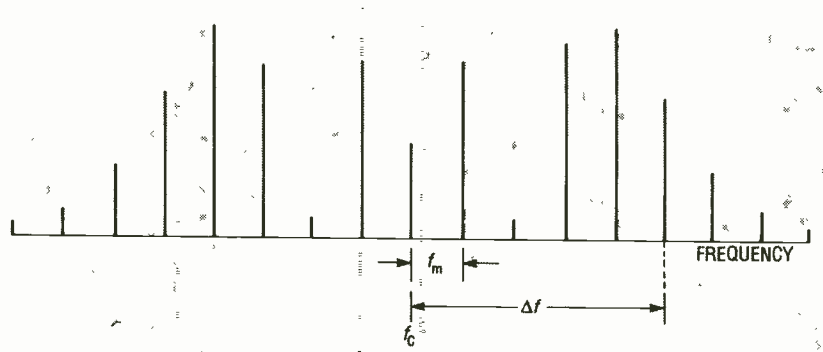


FIG. 5—SINGLE-TONE FREQUENCY-MODULATED TONE where f_m equals the modulating frequency.

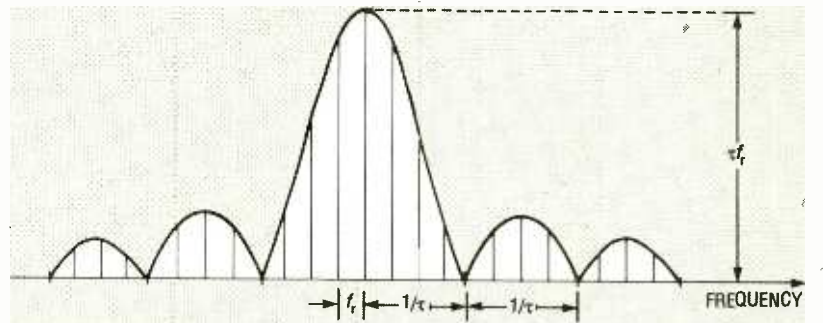


FIG. 6—PULSE-MODULATED SIGNAL where f_r equals the pulse repetition frequency and τ equals the pulse width.

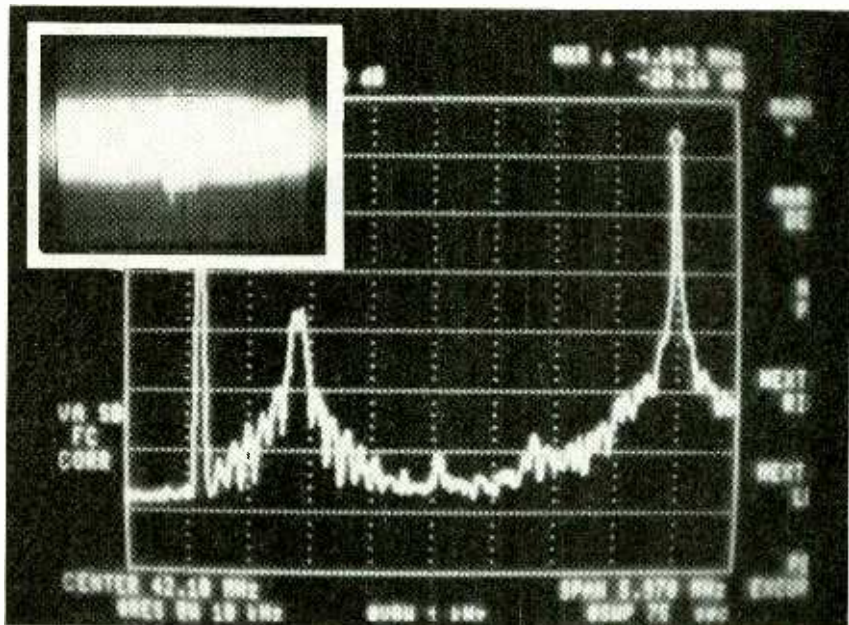


FIG. 7—TIME-DOMAIN AND FREQUENCY-DOMAIN PHOTOS: A time-domain waveform as displayed on an oscilloscope (inset), and frequency-domain waveform of the same signal as displayed on a spectrum analyzer.

nal will consist of the vertical response representing the original carrier frequency plus a pair of side frequencies, one above and the other below the carrier, as shown in Fig. 4. The amplitude of either sideband voltage with respect to the carrier volt-

age is $m/2$, where m is the percentage modulation. The frequency difference between the carrier and either sideband is equal to the modulating frequency, as shown in Fig. 4.


If the modulating wave is complex, each frequency com-

Electronic SHOPPER™

Paperback Books


GREAT PAPERBACKS AT SPECIAL PRICES

COMPUTER HOBBYISTS HANDBOOK—BP251—\$8.95



Subjects covered include microprocessors and their register sets; interfacing serial, parallel, monitor, games and MIDI ports; numbering systems, operating systems and computer graphics. While the book is aimed at the computer hobbyist, it should also prove useful to anyone who intends to use a computer to follow their interests.

INTERNATIONAL RADIO STATIONS GUIDE—BP255—\$9.95




Provides the casual listener, amateur radio DXer and the professional radio monitor with an essential reference work designed as a guide for the complex radio bands.

Includes coverage on Listening to Short Wave Radio, ITU Country Codes, Worldwide Radio Stations, European Long Wave and Medium Wave Stations, Broadcasts in English and more.

FURTHER PRACTICAL ELECTRONICS CALCULATIONS—BP144—\$9.00


Further Practical Electronics Calculations and Formulae

F.A. WILSON



450 pages crammed full of all the formulae you are likely to need. Covers Electricity, Electrostatics, Electromagnetism, Complex Numbers, Amplifiers, Signal Generation and Processing, Communications, Statistics, Reliability, Audio, Radio Systems, Transmission Lines, Digital Logic, Power Supplies. Then there's an appendix of Conversion Factors, Mathematical Formulae and more.

WIRELESS & ELECTRICAL CYCLOPEDIA—ETT1—\$5.75



A slice of history. This early electronics catalog was issued in 1918. It consists of 176 pages that document the early history of electricity, radio and electronics. It was the "bible" of the electrical experimenter of the period. Take a look at history and see how far we have come. And by the way, don't try to order any of the merchandise shown, it's unlikely that it will be available. And if it is, the prices will be many times higher.

ELECTRONIC TECHNOLOGY TODAY INC.
P.O. Box 240, Massapequa Park, NY 11762-0240

Name _____
Address _____
City _____ State _____ Zip _____

EN993

SHIPPING CHARGES IN USA AND CANADA

\$0.01 to \$5.00	\$1.50
\$5.01 to \$10.00	\$2.50
\$10.01 to 20.00	\$3.50
\$20.01 to 30.00	\$4.50
\$30.01 to 40.00	\$5.50
\$40.01 to 50.00	\$6.50
\$50.01 and above	\$8.00

SORRY No orders accepted outside of USA & Canada

Total price of merchandise \$ _____
Shipping (see chart) \$ _____
Subtotal \$ _____
Sales Tax (NYS only) \$ _____
Total Enclosed \$ _____

All payments must be in U.S. funds

Number of books ordered

September 1993, Electronics Now

DESOLDERING in the FUTURE TODAY

ESD Safe
Truly Portable
Variable Temperature Control
Quick Replacement Filter
High Vacuum Efficiency
SMD Removal Capability
Ergonomic Design
Meets MIL-Specs

The DEN-ON SC-7000 Compact
Desoldering Tool
with built in Diaphragm Pump



Regular price \$525.00

Our Price
\$395.00

includes FREE
Stand and Hot Air Tip

Call Toll Free

1-800-394-1984

Fax 1-316-744-1994

**Howard Electronic
Instruments, Inc.**

6222 N. Oliver
Wichita, Kansas 67220

ADVERTISERS INDEX

RS #	Page	RS #	Page
212	Ace Communications 50A9	—	J&M Microtek, Inc. 50A54
—	Active Micro 50A71	291	Jan Crystals 50A18
—	AM RAM (JDR) 50A52	249	Kelvin Electronics 50A41
213	Alfa Electronics 50A49	—	L-Com Tech 50A50
214	All Electronics 50A46	250	Lake Sylvan Sales 50A17
215	Alltronics 50A53	292	M.D. Electronics (Everquest) 50A69
—	Alpha Lab 50A32	293	Mark V Electronics 50A34
—	Amazing Concepts 50A6	294	MCM Electronics 50A72
282	American Science & Surplus 50A52	251	Mendelson Electronics Surplus 50A19
—	Andromeda 50A68	—	Mental Automation 50A40
217	B&S Sales 50A11	252	Meredith Instruments 50A50
—	Barebonz Discount 50A44	—	Merrimack Valley Systems 50A71
283	Beige Bag 50A35	309	Micro 2000 50A3
284	Bel-Merit 50A51	—	Micro Code Eng. 50A56
219	BG Micro 50A4	—	Micro Video Products 50A54
285	Brigar Electronics 50A8	—	MicroTHinc 50A68
—	Bsoft Software, Inc. 50A44	—	Midwest Laser Products 50A42
—	C&L Electronics 50A16	254	Ming Engineering 50A20
286	C&S Sales, Inc. 50A58	—	Mondotronics Inc. 50A52
—	Cable Warehouse 50A56	—	Motron Electronics 50A68
—	Cable Warehouse 50A71	—	Mouser Electronics 50A48
287	Caig Labs 50A7	—	Movie View 50A43
—	Chenesko Products 50A30	256	MWK Industries 50A26
—	Command Productions 50A14	257	Needham Electronics 50A44
225	Computer Business Mart 50A38	258	New Sensor Corp. 50A21
226	Consumertronics 50A18	295	Oatley Electronics 50A40
227	Contact East 50A26	260	Ocean State Electronics 50A33
228	Cool Amp Conducto Lube 50A10	—	Ohio Automation 50A71
229	Crestwood Products 50A32	—	Paladin Electronics 50A54
234	Dalbani Electronics 50A31	262	Parts Express Inc. 50A62
235	Danbar Sales 50A13	—	PC Boards 50A56
236	Davilyn Corp. 50A35	296	Prairie Digital 50A71
232	DC Electronics 50A55	297	R&S Surplus 50A34
230	Debco Electronics 50A22	298	Resources Unltd. 50A30
288	Demax Corp. 50A38	268	RF Parts 50A20
312	ECSC Corp. 50A67	310	Rhym Enterprises 50A24
241	Electronic Goldmine 50A5	311	RS Electronics 50A15
242	Electronic Rainbow 50A61	269	Sescom Inc. 50A28
—	Eltronic Mfg. Corp. (Amerix) 50A20	307	Sescom Inc. 50A32
—	Emac Inc. 50A16	270	Skyvision Inc. 50A23
—	ETSI 50A40	299	Southpaw Electronics Inc. 50A57
—	Fair Radio 50A50	300	Spy Supply 50A26
305	Foley-Belsaw Co. 50A52	301	Startek 50A29
—	Fotronics 50A30	273	Tech Systems 50A14
243	Gateway Electronics 50A42	275	Timeline 50A64
313	Gateway Products 50A48	308	Toronto Surplus & Scientific 50A27
289	Graymark International 50A39	277	United Electronic Supply 50A12
306	Highlander (Gault) 50A25	—	Universal Electronics, Inc. 50A42
—	Howard Electronics 50A2	—	Vanguard Electronic Labs 50A52
290	Index Publishing Group 50A39	—	Vantage Point Technologies 50A48
—	Int'l Micropower Corp. 50A56	302	Visitect Inc. 50A28
247	Interactive Image Technology 50A36	303	Weka Publishing 50A45
314	ITC Instruments 50A65	280	WPT Publications 50A16
—	ITC Microcomponents Inc. 50A69	281	Xandi Electronics 50A24

Heart Attack.
Fight it with a
Memorial gift to
the American
Heart Association.

THE AMERICAN HEART
ASSOCIATION
MEMORIAL PROGRAM.



 American Heart Association

This space provided as a public service.

Recognized as the two best PC-diagnostic tools on the market.

NOW AVAILABLE IN ONE GREAT PACKAGE...

ALL NEW
VER. 5.0!

Micro-Scope™

UNIVERSAL DIAGNOSTICS SOFTWARE Ver. 5.0

Fully operating system independent diagnostic software.

PCUPGRADE

UTILITY OF THE MONTH

Recently named as PC Upgrade Magazine's Utility of the Month.

MICRO-SCOPE Universal Computer Diagnostics was developed to satisfy the expanding need for accurate system diagnosis in the rapidly growing desktop computer market.

- CACH MEMORY—"Micro Scope" Ver. 5.0 now fully tests cache memory and the cache controller subsystem.
- LOW LEVEL FORMAT Ability to do factory style initialization of all IDE drives, together with the ability to do factory style low level formatting on all drives, including MFM, RLL, ESDI, SCSI and all IDE drives.
- O/S INDEPENDENT—Does not rely on O/S for diagnostics. Talks to PC on a hardware level regardless of the O/S or CMOS setting.
- TRUE HARDWARE DIAGNOSTICS—Accurate testing of CPU, IRQs, DMA, memory, hard drive, floppy drive, video cards, etc.
- DISPLAY DRIVE TYPE—Reads and displays the actual drive parameters for any drive type automatically.
- CPU DETERMINATION—This capability is necessary for accurate system diagnosis on 386SX, 486DX and 387 and 487 chip implementations. Because each of these specific chips has its own unique instruction set, and therefore cannot be accurately diagnosed with any program which cannot recognize these differences!
- MEMORY TEST—"Micro-Scope" 5.0 has no limitations as to the size of memory it can accurately test. Micro-Scope now also tests VIDEO MEMORY (up to 2 MB)!!
- MEMORY EXAMINE—Displays any physical bit of memory. Very useful for determining memory conflicts. Very useful for determining available memory space.
- BATCH CONTROL—All tests, even destructive, may be selected for testing.
- ERROR LOGGING—Automatically inputs errors during testing to an error log.
- AUTOMAPPING—Automatically bad sector maps errors found on hard disks.
- IRQ DISPLAY—Shows bits enabled in IRQ chip for finding cards that are software driven. (Network, Tape Backup, etc.)
- IRQ CHECK—Talks directly to hardware and shows I/O address and IRQ of devices that respond.
- SECTOR EDITOR—Allows the editing of any sector of floppy or hard disk media (even track 0).
- AND MUCH MORE...We don't have enough space here for everything this software can do!



POST-PROBE

1ST EVER UNIVERSAL POST CARD FOR ALL PCs!

The only Power-On Self-Test card you need to debug any "dead" PC!

SERVICE NEWS

PRODUCT OF THE MONTH

Named as Product of the Month in the July issue of Service News.

"This is the only card that will function in every system on the market. The documentation is extensive, and not only covers the expected POST Codes for different BIOS versions, but also includes a detailed reference to the bus signals monitored by the card." —Scott Mueller from his globally recognized book, 'Upgrading & Repairing PCs, Second Edition'

- Includes pads for voltmeter to attach for actual voltage testing under load.
- 4 LEDs monitor +5vdc -5vdc +12vdc -12vdc.
- Monitors Hi & Lo clock and OSC cycles to distinguish between clock chip or crystal failure.
- Monitors I/O Write and I/O Read to distinguish between write and read errors.
- Monitors memory write/read to distinguish between address line failures and memory chip failures.
- Monitors ALE for proper CPU/DMA operation.
- Monitors Reset to determine if reset is occurring during POST, indicating short.
- Monitors progress of POST without POST codes.
- Reads POST codes from any IBM or compatible that emits POST codes. ISA/EISA/MCA.
- Compatible with Micro Channel computers.
- Dip switch allows easy selection of I/O ports to read.
- Includes tri-state LOGIC PROBE to determine actual chip failures.
- Manual includes chip layouts and detailed POST procedures for all major BIOS's.

This is the perfect package for all repair technicians and self-maintainers.

Call MICRO 2000, Inc. for volume discounts and after sales service!

• 1-800-864-8008 •

1100 E. Broadway, Suite 301
Glendale, California 91205

818-547-0125 • Fax 818-547-0397



B. G. MICRO

P. O. Box 280298 Dallas, Texas 75228

(214) 271-5546

FAX (214) 271-2462



SPECIALS

MAX232	2.30
1488	.45
1489	.45
DB25-(Solder Cup) M/F	2/1.00
DB25-Rt. Angle PC BD. F	.55
DB9-Rt. Angle PC BD. M/F	.35

MONITOR

BRAND NEW!

Factory Fresh
IBM
VGA Monochrome Monitor
12" Paper-White
640 x 480

\$79.95 plus \$9.50 S/H
Within the Continental U.S.

DISPLAY DEVICES

FLAT PANEL LCD
GRAPHIC DISPLAY
EPSON EG-7004S-AR

640 x 200 dots - Super twisted nematic type.
Built in drivers - 4 bit TTL interface - Capable of displaying numerals, graphics, alphabets, special characters, graphs, charts, and patterns.
Viewing area 10-7/16" x 4-5/8". Overall 11-3/8" x 6-1/16"
14 pins for signals and power (+5V, -12V).
Complete 27 page manual
\$19.95 6/\$100.00

LTP 1157AE

1.2" 5x7 Matrix Displays
5x7 Array with x,y select.
This Red Orange Matrix Can Be Stacked Horizontally. Choice of Two Matrix Orientation-Cathode Column, Anode Row. Great For "Moving Message" Signs.
\$1.19 Ea. 8/\$6.95, 100/\$75.00

74LS

LS00	.14	LS114	.25	LS241	.60
LS01	.14	LS122	.35	LS242	.65
LS02	.14	LS123	.45	LS243	.50
LS03	.14	LS124	.35	LS244	.55
LS04	.14	LS125	.30	LS245	.55
LS05	.14	LS126	.35	LS251	.45
LS08	.14	LS132	.35	LS253	.40
LS09	.14	LS133	.25	LS257	.35
LS10	.14	LS136	.28	LS258	.45
LS11	.14	LS138	.35	LS259	1.00
LS12	.20	LS139	.35	LS260	.40
LS13	.25	LS145	.75	LS266	.30
LS14	.30	LS148	.35	LS273	.75
LS15	.20	LS151	.35	LS279	.30
LS20	.14	LS153	.35	LS280	.80
LS21	.16	LS154	.85	LS283	.35
LS22	.16	LS155	.50	LS290	.70
LS26	.14	LS156	.42	LS293	.50
LS27	.20	LS157	.30	LS298	.65
LS28	.15	LS158	.25	LS299	1.00
LS30	.14	LS160	.25	LS322	1.30
LS32	.16	LS161	.35	LS323	2.25
LS33	.25	LS162	.45	LS348	.75
LS37	.24	LS163	.36	LS353	1.00
LS38	.24	LS164	.45	LS357	.80
LS42	.35	LS165	.60	LS363	.75
LS51	.15	LS166	.75	LS364	.75
LS54	.20	LS169	.90	LS365	.30
LS55	.20	LS170	.45	LS366	.28
LS73	.33	LS173	.60	LS367	.35
LS74	.22	LS174	.35	LS368	.30
LS75	.25	LS175	.35	LS373	.50
LS83	.30	LS181	1.25	LS374	.45
LS85	.45	LS191	.45	LS375	.35
LS86	.20	LS192	.65	LS377	.75
LS90	.35	LS193	.65	LS378	.80
LS92	.30	LS194	.40	LS390	.80
LS93	.25	LS195	.52	LS393	.75
LS95	.30	LS196	.55	LS399	1.00
LS96	.33	LS197	.75	LS541	1.20
LS107	.28	LS221	.50	LS645	.75
LS109	.20	LS240	.50	LS646	.75
LS112	.25			LS670	.80
LS113	.25	25LS2569	1.50		

SUPER BUYS

D/M/F

SSI-202 Decoder	2.25
8870 Decoder	2.25
5087 Generator	2.00
5089 Generator	2.10

THE \$25 NETWORK

Try The 1st Truly Low Cost LAN

- Connect 2 or 3 PCs, XT's, AT's
- Uses serial ports and 5 wire cable
- Runs at 115 K baud
- Runs in background, totally transparent
- Share any device, any file, any time
- Needs only 14K of ram

Skeptical? We make believers!

LITTLE BIG LAN

- Low cost - \$75 per LAN, not per node!
- Hardware independent network
- ARCNET, Parallel, and Serial port support on first release
- Serial Speed: 8500(XT)-8500(AT) bytes per second
- Parallel Speed: 8000(XT)-29000(AT) bytes per second
- ARCNET Speed: 40000 plus bytes per second
- Use any PC/XT/AT/386 mix, even laptops and PS/2 machines
- Connect up to 254 computers, can mix connection methods (Serial, Parallel, Arcnet)
- DOS File and Record locking support
- Runs in the background, totally transparent
- Low memory overhead
- Typically only 28K is needed, but will vary with various setups
- Works with most software, including DBASE III, Microsoft WORD, LOTUS 123, Windows 3, AUTOCAD, Word Perfect, all compilers, GWBASIC, and, in fact, most anything!
- Works with DOS 2.0 to DOS 5.0 and DR-DOS
- DOS 3.1 or greater is preferred
- Open network, programmer API provided
- Example for low-level link modules - you can support special hardware
- Full specs provided on packet level protocols

CABLES & ARCNET CARDS AVAILABLE - PLEASE CALL **\$75.**

SOCKETS

Low Profile SOLDER TAIL

6 Pin	14/1.00
8 Pin	13/1.00
14 Pin	13/1.00
16 Pin	13/1.00
18 Pin	13/1.00
20 Pin	13/1.00
22 Pin	13/1.00
24 Pin	8/1.00
28 Pin	7/1.00
40 Pin	7/1.00

BUY \$10

GET \$1.00 - FREE CHOICE

68 Pin PLCC	.79
84 Pin PLCC	.89

6500/6800

6502	2.00	6821	1.00
6520	1.25	6845P	2.20
6522	2.70	6845S	2.20
6530	3.00	6850	1.75
6532	4.25	6852	3.50
6545	2.10	6860	3.95
6551	2.40	68681	3.00
6800	1.40	68A09EP	1.29
6802	2.50	68A40	4.00
6803	3.00	68A54	3.00
6805	2.95	68B09	4.00
6809EP	2.75	68B10	2.00
6809P	2.50	68B45	4.95
6810	1.25	68B54	4.00

TEXT TO SPEECH BOARD

PC/XT COMPATIBLE. MAKE YOUR COMPUTER TALK!

PRICE CUT **\$69⁹⁵**

ASSEMBLED & TESTED
ADD \$3.50 SHIPPING & HANDLING



A VERY POWERFUL AND AMAZING SPEECH CARD. USES THE GENERAL INSTRUMENTS SPO256-AL2 SPEECH CHIP AND THE CTS256A-AL2 TEXT TO SPEECH CONVERTER.

THIS BOARD USES ONE SLOT ON THE MOTHERBOARD AND REQUIRES A COM SERIAL PORT. BOARD MAY ALSO BE USED IN A STAND ALONE ENVIRONMENT (EXTERNAL POWER SUPPLY) WITH ALMOST ANY COMPUTER THAT HAS A RS232 SERIAL PORT. TO USE THE BOARD IT IS ONLY NECESSARY TO SEND ENGLISH TEXT TO THE RS232 INPUT ON THE BOARD. THE BOARD INCLUDES A 1500 BYTE TEXT BUFFER AND HANDSHAKE LINE TO ALLOW YOU TO SEND DATA TO THE BOARD; THE SAME AS YOU WOULD SEND DATA TO AN RS232 SERIAL PRINTER. YOU CAN SET UP BATCH FILES THAT WILL MAKE YOUR COMPUTER GREET YOU WITH "GOOD MORNING MASTER," ETC. EVERY TIME YOU TURN IT ON. DEMONSTRATION SOFTWARE AND A LIBRARY BUILDING PROGRAM ARE INCLUDED ON A 5 1/4 INCH PC/XT DISKETTE. FULL DOCUMENTATION AND SCHEMATICS ARE ALSO INCLUDED.

FOR INFORMATION ON A LOW COST SPEECH SYNTHESIZER SYSTEM FOR THE VISUALLY IMPAIRED, PLEASE SEND FOR FREE PACKET T.M.1.

STAND ALONE POWER SUPPLY FOR ABOVE
ADD \$2.50 SHIPPING & HANDLING

\$19⁹⁹

STATIC RAM

2016-2KX8 200 n.s.	1.00
2101-1 - 256X4 500 n.s.	.75
21L02-1 350 n.s.	.65
2102AL-4 L.P. 450 n.s.	.49
2111-1 256X4 500 n.s.	1.00
2112A-2	2.50
2114L-3 1KX4 300 n.s.	.45
2125A-2 1KX1 70 n.s.	1.70
2147 4KX1	1.95
6116P-4	1.00
6117	1.20
6264-15	1.40
62256 32KX8	5.75

EPROM SPECIAL

We bought a large quantity of 2708s, 2716s, 2532s, 2732s, 2764s, 27128s, 27256s and 27512s from a computer manufacturer who redesigned their boards. We removed them from sockets, erased and verified them, and now we offer the savings to you. Complete satisfaction guaranteed.

Your Choice

2708	1.20	10/8.00
2716	1.75	10/15.00
2532	2.00	10/17.50
2732	2.00	10/17.50
2764	2.00	10/17.50
27128	3.00	10/25.00
27256	3.50	10/30.00
27512	4.75	10/40.00

DYNAMIC RAM

2108-4 8KX1	1.50
2118-4 16KX1-5Volt	.70
4027-4KX1-250 n.s.	.80
4116-16KX1-250 n.s.	.40
4116-16KX1-200 n.s.	.75
4116 16KX1-150 n.s.	.90
4164 150 n.s.	.49 or 9/3.50
4164 120 n.s.	1.10
4164-100 n.s.	1.40
TMS4416-16KX4-150 n.s.	2.75
4464-150 n.s.	1.40
4464-120 n.s.	1.45
4464-100 n.s.	1.45
4464-80 n.s.	1.45
41256 150 n.s.	1.25 or 9/9.95
41256 120 n.s.	1.30 or 9/10.99
41256 100 n.s.	1.30 or 9/10.99
41256-80 n.s.	1.30 or 9/10.99
41256-60 n.s.	1.85
1 Meg - 100 n.s.	4.40
1 Meg - 80 n.s.	4.40
414256-80 n.s. 256 x 4	4.60

SIPPS & SIMMS AVAILABLE

THREE CHIP SET

16450, 1488, 1489	— \$6.95
16550, 1488, 1489	— \$13.50

8000/80000

8031	2.95	8251	1.10
80C32 ¹²	3.95	8253-5	1.75
8035	1.00	8254	1.80
8039	1.00	8255	1.50
8085	1.55	8255-5	1.75
8086	1.55	8257	1.80
8087	87.50	8259A	1.85
8087-1	167.50	8259C-5	2.10
8087-2	127.50	8275	10.95
8088	2.20	8279	2.25
8088-2	3.25	8284	1.49
8155	2.25	8286	3.50
8156	2.25	8287	2.49
8202A	8.00	8288	3.50
8212	1.25	8530	3.00
8214	2.00	8741	7.00
8216	1.25	8742	7.00
8224	1.25	8748	7.00
8228	1.75	8749	7.00
8237-5	2.80	8755	7.00
8243	1.75	80286-8 PLCC	8.50
8250	2.95	80287-8	125.00
(16450)	6.50	80287-10	135.00
(16550)	13.00	V-20-10MHZ	6.50

TERMS: (Unless specified elsewhere) Add \$3.25 postage, we pay balance. Orders over \$50.00 add 85c for insurance. No C.O.D. Texas Res. add 8 1/4% Tax. 90 Day Money Back Guarantee on all items. All items subject to prior sale. Prices subject to change without notice. Foreign order - US funds only. We cannot ship to Mexico or Puerto Rico. Countries other than Canada, add \$9.00 shipping and handling.

SEND FOR FREE CATALOG! OVER 150 NEW ITEMS!

SEND FOR FREE CATALOG! OVER 150 NEW ITEMS!

Electronics Now, September 1993



THE ELECTRONIC GOLDMINE

P.O. Box 5408, Scottsdale, AZ 85261
 PHONE ORDERS (602) 451-7454 FAX ORDERS (602) 451-9495

MINIMUM ORDER: \$10.00 plus \$4.00 shipping and handling. We accept Mastercard, VISA and Money Orders. **Call or send for our FREE CATALOG!**
 Canadians and orders that need US MAIL send minimum \$5.00 S&H

TONE TRANSMITTER

RF tone transmitter board features compact size with two push button switches, variable trimmer resistors, IC circuitry, several transistors, a slug tuned coil and various resistors and capacitors. Designed to operate on 9VDC.
 Size 2-1/4" x 1-3/16". New but no specs.
 We do know it was used in remote control applications.



G3237 \$1.25
 10/10.00 - 100/80.00

SUPER MUSIC MAKER MODULE

We have three different high output music modules which play a different song each. These modules have a solid plastic frame that is 3" x 1-1/2". Each operate from 6VDC up to 12 VDC. Has built in start button and piezo spkr.



G3256 "Somewhere my love"
 G3257 "What the world needs"
 G3226 "Pomp & Circumstance"
 \$1.00 each

UV SUN EXPOSURE METER


Small electronic device detects UV energy from the sun and sounds a signal when you've had enough exposure. Has 2 dials for skin type and sun screen rating (SPF). Requires 9v battery, not included.



G934 \$5.00 10/ \$45.00

SUPER SNOOPER AMP

Have you ever wanted to hear the slightest sounds or whispers in a room? Now you can with the revolutionary new Sentry Sound Booster! The brochure says that it's great for use by hunters to listen for wildlife, however it has many other uses! Its like being able to have super human hearing on demand. Unit looks like a portable radio and is very stylish in design. Features sensitivity control, a built in parabolic dish which focuses the sound energy onto a very sensitive electronic microphone. Has IC circuit which operates from one 9V battery (not included). Comes complete with lightweight earphones and instructions. Size 4" x 2 1/4" x 1 1/8". New in Retail Box.



G3377 \$21.95

CASSETTE SPEAKER



Nifty little speaker system is the size of a standard cassette. Contains 2 small speakers to allow for room filling volume from your portable radio or walkman. Has short cable with standard, most commonly used plug to insert into headphone jack. These were made for a Salem cigarette promotional offer. Yellow color. New in blister package.

G3376 \$4.00

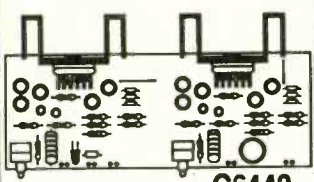
SIEMENS EMITTER/ DETECTOR INFRARED ASSEMBLY

Small semiconductor made by Siemens (Part # SFH 900-1) contains both an infrared LED and a matched infrared sensor both on a ceramic substrate. Designed for barcode readers, digital tachometers, counting devices, proximity detectors, etc. Very precise! Brand new with spec sheet.

G3355 2/\$1.00
 100 / \$35.00

40 WATT BOOSTER KIT


"20W + 20W STEREO AMP KIT"
 With all parts and PC board
 Operates on 12VDC
 Great for car applications



C6442
SUPER BUY!
 \$19.95

10" THRUSTER WOOFER

You will be amazed at the great sound of this very high quality 10" woofer that is perfect for upgrading your old system or new construction. These were made for a custom manufacturer by JBL and feature 8Ω impedance, poly foam surround, frequency response from 25HZ to 2KHZ and can handle up to 60 watts. Weight 2-1/2 lbs. Brand new and at an incredible blowout price!!!



G3311 \$15.95
 Pair for 30.00
 Include \$5.00 S&H

PC BOARD DRILL BITS

We just purchased over 100,000 of these ultra-sharp solid tungsten carbide drill bits. These came from a major defense corporation who only uses bits for just a few holes before replacing them. These are like new and ultra sharp! Most have an identifying plastic collet around the standard 1/8" shank. Please specify size. Note: sizes above 59 are very fragile and need to be used with a drill press only. Also note that the first column is millimeter sizes but the rest of the bits are # sizes.

1.15 mm	12	40	49	53	57	65
1.20 mm	30	41	50	54	58	67
1.25 mm	37	44	51	55	59	70
1.35 mm	38	48	52	56	64	78

your choice .79¢ ea

COPPER CLAD BLOWOUT

Great for making high quality PC boards. These are standard glass epoxy double sided copper clad blanks. Size is an incredible 12" x 12". Each panel is large enough to make many smaller PC boards. Thickness .042".



A SUPER VALUE G2869 \$2.00

SUPER BRIGHT CLEAR CASE RED LED

These are ultrabright jumbo LEDs made by Toshiba. They have long leads and are on tape and reel. Brilliant output. These really attract attention!



NEW!
 G3313 6/\$1.00
 100/\$10.00 1000/\$80.00

SUPER PC BOARD BLOWOUT

G3500 50/\$7.95
 This is your chance to stock up on prime copper clad for making all type of custom PC boards. Various sizes 2x7" up to 6x6" or larger. This is high quality glass epoxy Double sided copper clad!!



4KV TRIGGER COIL

Standard 3 lead 4KV trigger coil made for use in triggering strobe tubes. Highest quality.



N1700 \$1.25

EASY CUT COPPER CLAD BOARD

Use standard scissors to cut this flexible .016" thin double sided copper clad. Size 6-1/2" square. Prime glass epoxy material is great for your next electronic project.



G3287 4/\$2.00

HOUSE # FETS SPECIAL

Prime house numbered N-channel TO92 case FETS. Great for all high impedance applications. On tape and reel. Blowout price!!



G3327 10/\$1.00

HEAVY DUTY TRANSFORMER

Enclosed case transformer rated 22VAC at over 1 amp. Primary is standard 120VAC



SALE!
 G3343 \$3.50

PC BOARD TYPE TUNGSTEN CARBIDE ROUTER BIT

Sharpest, hardest bit for routing PC boards. Bits have 1/8" shank approx. No. 42 in diameter and 3/8" long cutting length - used, but in perfect condition.



S2021 \$1.00

CIRCLE 241 ON FREE INFORMATION CARD

September 1993, Electronics Now

AMAZING ELECTRONIC PRODUCTS and KITS


NEW CONCEPT! Mystery Levitating Device



Remember War of the Worlds? Objects float in air and move to the touch. Defies gravity, amazing gift, conversation piece, magic trick or great science project.
ANT1K Easy to Assemble Kit / Plans \$19.50

Combination Solid State Tesla Coil & Variable 100,000VDC Generator

Operates 12-19 VDC for Field Use or 115 VAC For Laboratory Use



Experiments Using Tesla Coil:

- Plasma in a Jar/Tornado, Furnace
- Kirlian Photography
- Wireless Energy Transmission
- Induction Fields
- Pyrotechnic Effects
- Corona and Brush Discharge
- Energizer for Neon Plasma Tubes


Experiments Using Hi Volts DC:

- Plasma Blaster Driller/Cutter
- Anti-Gravity/Force Fields
- Ion Reaction Motors
- Lightning Generation
- High Ion Source
- Ozone For Air Purification
- Electrification of People & Objects
- Particle Accelerators/Atom Smashing
- High Energy Capacity Charging

HVM7 Plans Complete System \$15.00
HVM7K Complete System Kit/Plans \$174.50
TCL4K Tesla Coil Only Kit/Plans \$99.50
115/19AC Wall Adapter for 115AC \$15.50

Table Top Tesla Coil

Spectacular - A Real Attention Getter!
• 250,000 Volts! • 7-10' Sparks!
Energy even passes through windows. Great for science projects, displays, advertising.



Highly spectacular devices produces visible, audible bolts of lightning appearing to flash in the air. Causes certain materials to burn from within and glow, lights bulbs without wires, produces induction fields, St Elmo's fire corona. Clearly demonstrates high frequency high voltages yet terminal may be touched by user during operation with a metal object. 115VAC operation only.
BTC3 Plans . . \$15.00 BTC3K Kit/Plans \$299.50
BTC30 Assembled and Tested \$399.50

High Voltage for the Hobbyist!



Experiment with the forces used in **hover boards, lasers, night vision, mini**

Tesla coils, plasma globes, magic shows, shock/stun devices, ion ray guns, anti-gravity, pyrotechnics, hypnosis, telekinetics and hundreds more. Operates from batteries, 9-14 VDC, or 115VAC using adapter.
MINIMAX 4 4,000 Volts, 5ma, 4.5x1.5x1" . . . \$19.50
MINIMAX 2 2,000 Volts, 5ma, 3.5x7/8" dia . . \$14.50



Ultrasonic Blaster

Laboratory source of acoustical shock waves. Blow holes in metal, produce "cold" steam, atomize liquids. Many cleaning uses for PC boards, jewelry, coins, small parts, etc.

ULB1 Plans \$10.00 ULB1K Kit/Plans \$69.50

100,000V Intimidator / Shock Wand Module

Build an electrical device that is affective up to 20 feet. May be enclosed for handheld, portable field or laboratory applications.


ITM2KM Easy to Assemble Electronic Kit . . . \$49.50
ITM2 Plans Only; Credit-able to Kit \$10.00

Ion Ray Gun - Projects charged ions that induce shocks in people & objects without any connection!

Great science project as well as a high tech party prank.
IOG3 Plans \$10.00 IOG3K Kit/Plans \$69.50

Invisible Pain Field Generator

Shirt pocket size electronic device produces time variant complex shock waves of intense directional acoustic energy capable of warding off aggressive animals, etc.
IPG7 Plans \$8.00 IPG7K Kit / Plans \$49.50
IPG70 Assembled \$74.50



Homing / Tracking Transmitter

Beeper device, 3 mile range.
HOD1 Plans . . . \$10.00 HOD1K Kit/Plans \$49.50

Listen Thru Walls, Floors

Highly sensitive stethoscope mike.
STETH1 Plans . . . \$8.00 STETH1K Kit/Plans \$44.50

3 Mile FM Wireless

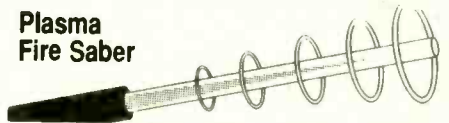
Mike - Subminiature!
Crystal clear, ultra-sensitive pickup transmits voices and sounds to FM radio. Excellent security system, warns of intrusion. Become your neighborhood disk jockey! Monitor children and invalids.
FMV1 Plans \$7.00 FMV1K Kit/Plans . \$39.50



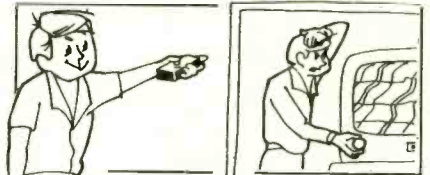
Telephone Transmitter - 3 Miles!

Automatically transmits both sides of a telephone conversation to an FM radio. • Tunable Frequency
• Undetectable on Phone • Easy to Build & Use
• Up to 3 Mile Range • Only transmits during phone use
VWPM7 Plans \$7.00 VWPM7K Kit/Plans \$39.50

Plasma Fire Saber



Produces the spectacular effect that captured the fantasy of millions of movie fans. Visible plasma field is controlled by grip pressure and adjusts saber length. Active energy field produces weird & bizarre effects. Excellent for special effects. Specify photon blue, neon red, phasor green, or starfire purple.
PFS2 Plans \$8.00 PFS2K Kit/Plans \$49.50
Special Offer PFS20 Assembled reg \$89", \$59.50




TV & FM Joker / Jammer - Shirt pocket device allows you to totally control and remotely disrupt TV or radio reception. Great gag to play on family or friends. Discretion required.

EJK1KM Easy to Assemble Electronic Kit . \$19.50

Visible Beam Laser

High brightness red HeNe laser visible for miles. **Produce your own light show!** Projects a beam of red lite clearly visible in most circumstances. Can be used to intimidate by projection of a red dot on target subject. Also may be used to "listen in" using our laser window bounce method #LLIS1 below. **Easy to Build Modules Makes A Working Visible Laser:**
LAS1KM Kit w/1mw Laser Tube, Class II . \$69.50
LAS3KM Kit w/2.5mw Laser Tube, Class IIIA \$99.50



"Laser Bounce" Listener System



allows you to hear sounds from an area via a lite beam reflected from a window or other similar object. System uses our ready-to-use LATR1 Laser Terminator gun site as the transmitter. The receiver section is supplied as an easy-to-build kit, including our cushioned HS10 headsets. **Order # LLIST20 System, includes our LATR1 Ready-to-Use Laser Gun Site, LLR1K Special Receiver Kit, and HS10 Headset, all for only \$299.50.**

5mw Visible Red Pocket Laser

Utilizes our touch power control!
VRL3KMX Kit / Plans \$119.50

See In The Dark Viewing

Device uses invisible infrared illumination for seeing in total darkness. Excellent for low cost night vision, along with observing lasers and other IR sources. Functional unit, many useful applications.
SD5 Plans \$10.00
SD5K Kit / Tube / Plans \$299.50
GPV10 Ready to Use Viewer \$499.50
6032A Tube / Plans to build your own . . . \$99.50



Shocker Force Field / Vehicle

Electrifier - Neat little device allows you to make hand and shock balls, shock wands and electrify objects, charge capacitors. Great pay back for those wise guys who have wronged you!
SHK1KM Easy To Assemble Electronic Kit . \$24.50

INFORMATION UNLIMITED

Dept RES13, Box 716, Amherst, NH 03031
Phone: 603-673-4730 FAX 603-672-5406
MC, VISA, COD, Checks Accepted. Please Add \$5.00 Shipping & Handling

Catalog
with many more items
FREE with Order,
Or Send \$1 P&H



Order by Mail,
or by 24 Hour
Orders-Only Phone:
800-221-1705



CAIG Electronic Chemicals

for Manufacturing, Maintenance & Service!

DON'T JUST CLEAN CONNECTIONS; DEOXIDIZE, SEAL & PROTECT THEM!

Even the finest equipment cannot guarantee noise-free/error-free operation. One "dirty" connection anywhere in the signal path can cause unwanted noise or signal loss.

ProGold and **DeoxIT** increase the performance and reliability of electrical components and equipment. They provide long-lasting protection, reducing the expense of repeated cleaning with expensive ozone-depleting solvents.

ProGold™ Gold Conditioner & Protector

ProGold is specifically formulated to improve conductivity and protect gold, base metals and other precious metal surfaces. Use on gold connectors and contacts for maximum performance and protection. A common problem with gold plated surfaces is that the base metals migrate to the surface due to gold's soft and porous nature (dendrite corrosion). Once exposed, base metals oxidize, adding unwanted resistance that impedes electrical performance. Since gold plated surfaces are thinly coated, they are susceptible to scratching & abrasion, further exposing the base metals.

ProGold is a one-step treatment that conditions gold connectors, contacts and other metal surfaces, enhancing the conductivity characteristics to efficiently transmit electrical signals. **ProGold** coats the entire contact surface and connection, providing superior protection from abrasion (insertion resistance), arcing, RFI, wear and atmospheric contamination.



NEW! No Ozone-Depleting CFCs

Environmentally-Safe!

Environmentally-Safe!



DeoxIT™ & PreservIT™ Deoxidizes, Seals & Protects Electrical Connections

DeoxIT, a one-step treatment, is a fast-acting, deoxidizing solution that cleans, preserves, lubricates & improves conductivity on all metal surfaces. Use as a general treatment for connectors, contacts & other metal surfaces.

PreservIT seals, lubricates and preserves metal surfaces for protection from oxidation and contamination. For use on clean/new surfaces or those pre-cleaned with **DeoxIT**.

Both have excellent migration properties that coat the surfaces and protect them from future oxidation & contamination. These new advanced formulas contain improved deoxidizers, preservatives, conductivity enhancers, anti-tarnishing compounds, arcing & RFI inhibitors and provide extended temperature range.



NEW! No Ozone-Depleting CFCs

Environmentally-Safe!

Environmentally-Safe!



OpticALL™

Effectively cleans, polishes and eliminates static electricity on optical viewing surfaces. OpticALL is also recommended as a general purpose antistatic cleaner on plastic, glass and metal surfaces.

StaticALL™

Neutralizes static build-up caused by friction & low humidity conditions.

DustALL™

Quickly & safely removes dust, lint & particles from sensitive electronic equipment, computers, lab equip., optical grade surfaces & other mechanisms & equipment.

FreezALL™

Quickly and safely cools circuits to -54°C. Locates intermittent components due to heat failure and hairline cracks on PCBs.

MechanicALL™

High Penetrating Anti-Corrosive Anti-Tarnishing Cleaner & Lubricant. Lubricates & Protects, Displaces Moisture, Stops Squeaks, Migrates & Coats Entire Surface.

ElectricALL™

Rejuvenating Solution For All Electrical Applications. Cleans, Preserves, Improves & Protects Connections, Removes Corrosion & Oxidation, Reduces Wear, Abrasion, Arcing & RFI.

DegreasALL™

For degreasing, cleaning & defluxing equipment and parts. Removes oil, grease, dirt and contaminants including rosin flux from PCBs, components and metal parts. Biodegradable.

CAEON™ 27

For sensitive equipment applications. For removal of oil, grease & dirt from surfaces. (Freon® TF).

CAEON™ 28

Degreaser and cleaning liquid removes organic contaminants including rosin flux from PCBs, components and metal parts. (Freon® TMC).

X-10S Instrument Oil

Contains silicone. Finest quality instrument oil for use on rubber, plastics and metals. Non-gumming, rust inhibiting, long lasting lubrication.

X-10 Instrument Oil

Lubricates precision instruments, fine parts & mechanisms. Use on all metals (gauges, gears, clocks, instruments, etc.). Non-gumming, rust inhibiting, long lasting lubrication.



CAIG Products ... used by those who demand the best!

Boeing	Honeywell	Recoton
Diebold, Inc.	IBM	Switchcraft
Dolby Laboratories	John Fluke Mfg.	Tektronix
E.I. Dupont	McIntosh Labs	Texas Instruments
Federal Express	Motorola	Wayne-Dresser
General Electric	Nakamichi	Xerox Corp.
Hewlett Packard	RCA	... and many more



16744 West Bernardo Drive
San Diego, CA 92127-1904

Phone: (619) 451-1799
FAX: (619) 451-2799

CIRCLE 287 ON FREE INFORMATION CARD

September 1993, Electronics Now

BRIGAR electronics

7-9 ALICE STREET Binghamton, N.Y. 13904

To Order Call: (607) 723-3111

FAX: 24 HOURS (607) 723-5202

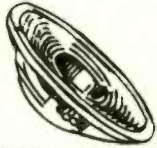
OPEN 7:30-4:30 Mon. - Friday; Saturday 7:30 - 12

PHONE, MAIL OR FAX IN YOUR ORDER TODAY




Speakers

FREE CATALOG



MINIATURE
2" ROUND SPEAKER
8 OHM 2 WATT
1-10=\$1.00 EA.
11-50=57¢ EA.



8MFD 660 VAC **A.C. Capacitors**

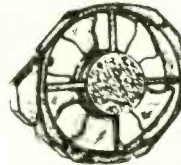
.....\$2.49 each
10 for \$20.00

**A.C. OVAL STYLE
NON-PCB**

HI-VOLUME FANS 115 VOLT AC OPERATION

250 CFM TORIN BLOWER, #TA600. 115 VAC, 50/60 Hz., .35 amp, single phase. Continuous duty. Ball Bearing. 3200 RPM. Thermally protected. Dimensions: 6 3/4" diameter x 1 1/2"

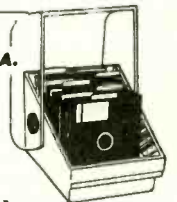
.....\$22.50
5 for \$100.00



Diskette Files

-\$3.50 EA.

- 10 @ \$3.00 EA.




5 1/4" Holder
Stores up to 85 Diskettes

Variable Transformers

GENERAL ELECTRIC
VOLT-PAC

Used for industrial and laboratory applications to control voltage, current, power, heat, speed, light and electromechanical force.



\$19.50

GENERAL ELECTRIC
VOLT-PAC MODEL# 9T92A
INPUT VOLTAGE: 120VAC 60HZ
ISOLATED OUTPUT: 0-60VAC, ISOLATED
PRIMARY, CONSTANT CURRENT LOAD: 5AMP
2 UNITS PUT IN SERIES WILL GIVE
0-120VAC OUTPUT. SIZE 4 3/8"DIA. X
4" HIGH. WEIGHT 6LB

POTTER & BRUMFIELD RELAYS

T90 series low cost, 30 amp,
DC coil PC board relay.



P&B RELAY-P/N T90NID1215-02
12 TO 15 VDC, SPST, NORMALLY OPEN
HORIZONTAL MOUNT, OPEN FRAME, 430 OHM
COIL RESISTANCE, CONTACT RATING 30 AMP
@ 250 VAC. BRAND NEW, P&B BOXED

EACH \$.59; 10 for \$5.00; 100 for \$40.00.

Answering Machine


CODE-A-PHONE 1750

FEATRUES

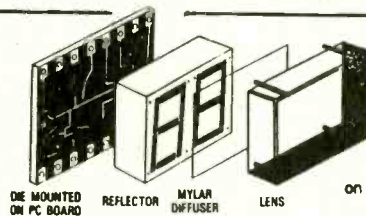
- ** ONE-TOUCH PLAYBACK
- ** AUTO OUT GOING MESSAGE CHECK
- ** BUILT IN CASSETTE
- ** VOICE-ACTIVATED RECORDING
- ** FAST FORWARD, PAUSE, & REWIND
- ** RING DELAY (1, 2, 3, 4)
- ** LED MESSAGE DISPLAY
- ** VARIABLE OUTGOING MESSAGE (SAVE OR ERASE)
- ** NO CALL DISCONNECT (RFE MINT COND.)

COMMERCIAL QUALITY
ORIGINAL COST \$179.99

BRIGAR **SPECIAL PURCHASE**



.....\$16.95
10 for \$140.00



DUAL L.E.D. DISPLAY

National Semiconductor No. NSN584
common anode red L.E.D. display. It
has (2) seven segment 1/2" high dig-
its and (2) decimal points. It is mounted
on a 1" x 1-1/16" circuit board.

\$.39
10 for \$3.00
100 for \$25.00

COMPUTER GRADE ALUMINUM ELECTROLYTICS

MEPCO

MALLORY

Rectifiers



\$3.00 EA.
10 \$25.00 EA.

BRAND NEW!
MALLORY CGS OR
MEPCO 3186EH292T200AHA2
2900 UF - 200VDC
2" DIA. 6" LENGTH

HIGH POWER
SILICON RECT.
1N3741
A190N
800 PIV 250 AMPS
1 1/4" DIAM.
2 1/4" LONG
5 1/4" COPPER LEAD

\$9.95



ACE
COMMUNICATIONS
ACE Communications 800-445-7717
10707 East 106th Street Fishers, IN 46038

Get instant tech information FREE from your Fax or Computer!

You can obtain specs, freq. info, software and more from our automated services. For fax facts, call from your stand alone fax machine and follow the voice prompts. Use the BBS from your modem of fax/modem equipped computer. Dial 317-849-8683 for fax back service, or dial 317-579-2045 for our computer bulletin board service

Scanner with Shortwave

Yupiteru 8-1300MHz Mobile or Hand Held Units. \$399.00, each.

Top rated receivers from Japan now available in the USA. Tune down to 100KHz. Sensitivity guaranteed from 8MHz up. 200 scan channels. AM/NFM/WFM. No gaps, no cut-outs. Mobile is super slim line. AC/DC. Order MVT8000, includes antenna, mbl mnt. Order MVT7000 for the hand held. Complete with Ni-Cads, Charger, antenna & earphone. Fax fact document #275

Hand Held Scanners

AOR 900 \$249.95
100 Channel 800 MHz
Five scan banks 5 search banks. Covers 27-54, 108-174, 406-512 and 830-950 MHz (no cell lock). Features scan, search, delay, priority, permanent memory, lockout, backlight, & keylock. Includes AC/DC adaptor, belt clip, antennas, & Nicad. Size: 5 3/4H x 2W x 1 1/2D. Wt: 12oz. Fax fact document #650



Total Coverage Radios

AOR AR1000XLT
\$449.00
AM Broadcast to Microwave 1000 Channels



500KHz to 1300MHz coverage in a programmable hand held. Ten scan banks, ten search banks. Lockout on search and scan. AM plus narrow and broadcast FM. Priority, hold, delay and selectable search increment of 5 to 995 KHz. Permanent memory. 4 AA ni-cads and wall plus cig charger included along with belt clip, case, ant. & earphone. Size: 6 7/8 x 1 3/4 x 2 1/2. Wt 12 oz. Fax fact document # 205

Continuous Coverage

Bearcat 2500XLTa hand held.....\$369.00
Bearcat 8500XLTc mobile.....\$389.00
Bearcat 890XLTb mobile.....\$279.00
29-1300MHz, 500 ch. in 8500, 400 in 2500. 890 has 200 ch.& 29-956MHz All cell locked. Spring delivery. Fax Fact#420

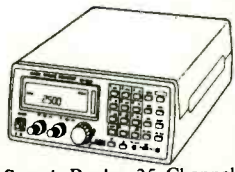
Mobile Scanners

Bearcat 760XLTm
\$229.95
100 Channel 800 MHz



Five banks of 20 channels each. Covers 29-54, 118-174, 406-512 and 806-954MHz (with cell lock). Features scan, search, delay, priority, CTCSS option, lockout, service search, & keylock. Includes AC/DC cords, mounting bracket, BNC antenna. Size: 4 3/8 x 6 15/16 x 1 5/8. Weight: 4.5lbs. Fax fact document #550

AR 2500
\$499.00
2016 Channels 1 to 1300MHz Computer Control



62 Scan Banks, 16 Search Banks, 35 Channels per second. Patented Computer control for logging and spectrum display. AM, NFM, WFM, & BFO for CW/SSB. Priority bank, delay/hold and selectable search increments. Permanent memory. DC or AC with adaptors. Mtng Brkt & Antenna included. Size: 2 1/4H x 5 5/8W x 6 1/2D. Wt. 11lb. Fax fact #305

AR3000
\$1195.00
400 Channels 100KHz to 2036MHz



Patented computer control, top rated receiver in its class, offers AM, NFM Wide FM, LSB, USB, CW modes. RS232 control. 4 priority channels. Delay & hold & Freescan. AC/DC pwr cord and whip ant. Size: 3 1/7H x 5 2/5W x 7 7/8D. Wt 2lbs., 10oz. Fax fact document #105

NEW AOR AR1500
\$499.00.
Full Coverage with SSB and 1000 Channels.




500KHz to 1300MHz. Ten scan banks, ten search banks. Search lock and store. BFO. 2 Antennas. AM/NFM/WFM. Selectable increments. Tons of features, small size: 5 7/8 x 1 1/2 x 2. Wt 14 oz. Fax fact document # 250

Bearcat 560XLTz
\$99.95
16 Channel 10 Band



Compact, digital programmable unit covers 29-54, 136-174, and 406-512MHz. Features scan, WX search, delay, priority, memory backup, lockout, review, & auto delay. Includes AC/DC cords, mounting bracket, and antenna. Size: 7 3/8 x 2 1/2 x 15/8. Wt: 2.5lbs. Fax fact #560

Trident TR-33WL
\$399.00
Scan/CB. X,K,Ka, Wide & Laser



Scans police pre-programmed by state channel plus full radar and laser alerts in one small unit. Weather, CB receive & mobile relay. Size: 5 5/8 x 4 7/8 x 1 3/4. Wt: 1.5lbs. Fax fact #580

Table Top Scanners

Bearcat 855XLTe 50Ch w/800..... \$159.95
Bearcat 142XLM 10Ch H/L/U..... \$ 84.95
Bearcat 147XLJ 16 Ch H/L/U..... \$ 89.95
Bearcat 172XM 20Ch H/L/U/Air..... \$124.95
Bearcat 210 16Ch H/L/U/Air..... \$129.95
Coverage of above units is: 29-54, 136-174, 406-512, plus Air in 172 and 210 and air plus 800MHz in the 855. Fax facts #675

Bearcat 800XLX
\$219.95



12 bands and 40 channels with 800MHz and nothing cut out. AC or DC. Fax facts #690

Accessories & Etc.

Mag Mount Mobile Ant MA100..... \$ 19.95
Base Ant. 25-1000MHz AS300..... \$ 59.95
Pre-Amp .1-1500MHz GW2..... \$ 89.00
Downconverter 800 to 400 DC89..... \$ 89.00
Base Discone Ant DA300..... \$ 89.00
External Speaker MS190/opt. amp... \$ 19.95
Old Scanner Repair, all brands..... \$ CALL
Extended Warranties..... \$ CALL
Frequency Info FaxFact/Modem..... \$ FREE
Frequency Books..... \$ CALL

2 Way Radios

VHF hi band programmable mobiles as low as \$299.95. Call for quotes or Fax Fact #775

Toll Free, 24 Hours! 800-445-7717 Fax Orders 800-448-1084 Fax Facts 317-849-8683

Computer BBS Modem & Fax/Modem, 317-579-2045. Toll Free Tech Support, Dial 800-874-3468

International Fax: en Espanol, en Francais, und auf Deutsch, or just fax in plain English to: 317-849-8794

ACE Communications 10707 East 106th Street, Fishers, IN 46038

Service & Support hours: Mon.-Fri. 9AM to 6PM, Sat. 10-4 EST. Mastercard, Visa, Checks, Approved P.O.'s & COD (add \$5.50) & AMEX. Prices, specifications and availability subject to change. Flat rate ground shipping and handling charge only \$5.95 per unit. Express Air only \$8.95, for most units, to most locations. One week trial, no returns accepted two weeks after original receipt without substantial restocking charge. All units carry full factory warranty. Indiana residents add 5 per cent sales tax.



CIRCLE 212 ON FREE INFORMATION CARD

SILVER SUCCESS STORY:


SILVER PLATING ON-THE-JOB.



Time-proven since 1944. Minimizes overheating and power loss, assures cool conductivity for copper, brass and bronze contacts. Applies easily *on the job*. Adheres permanently. Equal to electroplating in performance. Reduce maintenance time, prevent power losses from oxidation.

COOL-AMP

THE CONDUCTIVE LUBRICANT.



Demonstrating low-voltage continuity through container of Conducto-Lube.

The upstart, since 1952. An excellent lubricant which is highly conductive because it contains pure silver. Uses continue to expand—from switches and breakers to *any* application where a conductive lubricant is needed.

Conducto-Lube

Cool-Amp Conducto-Lube Company

15834 Upper Boones Ferry Road • Lake Oswego, Oregon 97035
(503) 624-6426 • Fax (503) 624-6436 • **ORDER FACTORY DIRECT**

B&S SALES

MEMBER OF THE N.C.C.A.

Prices effective May 1, 1993. Prices subject to change without notice due to supply and demand.

CONVERTERS/DESCRAMBLERS

	1	5	10
TOCOM 5507-VIP.....	\$325.00	CALL	CALL
TOCOM 5503-VIP.....	\$310.00	CALL	CALL
ZENITH 1600.....	\$295.00	CALL	CALL
PIONEER 6110.....	\$325.00	CALL	CALL
PIONEER 5135.....	\$315.00	CALL	CALL
JERROLD DPBB7.....	\$275.00	CALL	CALL
JERROLD DPBB6.....	\$250.00	CALL	CALL
JERROLD DPV-7.....	\$225.00	CALL	CALL
JERROLD DPV-5.....	\$195.00	\$169.00	\$165.00
JERROLD DRX-3-DIC.....	\$ 95.00	\$ 79.00	\$ 69.00
HAMLIN CRX6600-3M.....	\$ 90.00	CALL	CALL
HAMLIN CRX6000-3M.....	\$ 90.00	CALL	CALL
SCIENTIFIC ATLANTA 8590, 8580, 8536.....	CALL	CALL	CALL

All units come with new remotes.

CONVERTERS

	1	5	10	50
NEW PANASONIC 1453G.....	\$67	\$62	\$59	\$55
Parental Control, Sleep Timer, Remote Batteries				
REFURB JERROLD 400.....	\$49	\$40	\$37	\$32
Basic converter with new remote				

ADD-ON DESCRAMBLERS

	1	5	10
NEW MINI TVT-3G Nickname "1/4 Pounder".....	\$ 62.00	\$ 52.00	\$ 45.00
NEW ORIGINAL TVT-G.....	\$ 65.00	\$ 50.00	\$ 45.00
NEW TBD-P.....	\$ 90.00	\$ 79.00	\$ 72.00
NEW SA-3K.....	\$ 65.00	\$ 48.00	\$ 41.00
NEW TNT Nickname "Star 7".....	\$115.00	\$105.00	\$ 99.00
NEW SA-3-+DF Nickname "M-80".....	\$ 95.00	\$ 85.00	\$ 80.00
REFURB MLD-1200-2 or 3.....	\$ 48.00	\$ 42.00	\$ 35.00

MISCELLANEOUS

FREE Jumper Cables with all Combos. Remote Controls for most cable converters. Interference Filters sold to dealers only. Parental Filters to prevent children from viewing certain channels.

We are now offering a 6-month warranty. In order for warranty to be in effect, this form must be signed and returned.

FOR VCR, SECOND, THIRD, ETC. HOOK-UPS.

Yes, I agree all units are to be used or resold in compliance with Federal and State laws.

Signature _____ Date _____

HOURS: MONDAY THROUGH FRIDAY 8 A.M. TO 6 P.M. EST **NO MICHIGAN SALES**

Name _____ Phone No. () _____

Address _____

City _____ State _____ Zip _____

IT IS NOT THE INTENT OF B&S SALES TO DEFRAUD ANY PAY TELEVISION OPERATOR AND WE WILL NOT ASSIST ANY COMPANY OR INDIVIDUAL IN DOING THE SAME.

WHOLESALE SPECIALS
LIMITED QUANTITIES
CABLE CONVERTERS

Blow Out!!

Jerrold 400 Refurbished

60 Channel Remote w/fine tune

6 Month Warranty New Transmitter

400 MHZ 60 Channel **\$59.95** each

\$55.00 each - 5 lot • \$50.00 each - 10 lot
 \$45.00 each - 20 lot • \$40.00 each - 50 lot
 \$37.50 each - 100 lot

New Zenith SSAVI
Power Supplies Available

MTS Stereo Processors for SSAVI
Available - Works with any Cable Converter

VIEWSTAR IS HERE

NEW "NORTH COAST"

MXC-2520-525 MHZ remote volume
 remote volume control
 Audio/video Baseband **\$119.95** ea.
 Output, descrambler loop **\$90.00** 5 lot
 Parental Lockout **\$85.00** 10 lot
 Favorite channel **\$80.00** 20 lot
 Remote Fine tuning
 'Universal' Descrambler Compatible

'Excel' 66 channel remote **\$99.95** ea.
 Fine tune remote,
 60 min. Sleep timer **\$80.00** 5 lot
 Display dimmer
 Favorite channel **\$75.00** 10 lot
 Parental Lockout,
 HRC/STD Remote **\$70.00** 20 lot
 Selectable Twinline A/B Select Optional
AMERICAN MADE Keep **OUR** People Working

UNITED ELECTRONIC SUPPLY

P.O. BOX 1206 • ELGIN, ILLINOIS 60121

24 Hour Service

RES

(708) 697-0600

Mon - Fri 8:30 - 5 pm - CST

Electronics Now, September 1993

DANBAR SALES COMPANY

WE ARE MOVING
TO ARIZONA!

14455 N. 79TH STREET, UNIT C
SCOTTSDALE, AZ 85260

(602) 483-6202 FAX (602)483-6403

WAVETEK 166

Pulse Function Generator, 0.0001 Hz to 50 MHz range, 30 volt peak-to-peak output, lin/log sweep plus AM/FM, pulse width and transition time control.

\$1100.00

TEKTRONIX 2213

60 MHz Oscilloscope, 2 mV sensitivity, 5 nS/div sweep rate, advanced trigger system, lightweight and easy to use.

\$595.00


HEWLETT-PACKARD 141T W/ 8555A AND 8552B

Spectrum Analyzer mainframe with broadband RF Section, .01 to 18 GHz and high resolution IF section.

\$3200.00

WAVETEK 178

Programmable Waveform Synthesizer, 1uHz to 50 MHz frequency range, synthesized 8 digit accuracy trigger, gate, burst, lin/log sweep, 20 volts peak-to-peak output into 50 ohm. Sine, triangle, square, ramps, and DC.



\$2100.00

HEWLETT-PACKARD 182T/ 8558B SPECTRUM ANALYZER

Spectrum Analyzer, 100 kHz to 1500 MHz plug-in with the 182T cabinet style mainframe, resolution bw from 1 kHz to 3 MHz, simple knob operation.

SPECIAL \$2450.00

HEWLETT-PACKARD 3336B

Synthesizer Level Generator is an excellent precision source from 10 Hz to 20.9 MHz, frequency resolution of .001 Hz, level accuracy within .15 dB over full range, AM and phase modulation. Programmable over HPIB, harmonics down more than 5 dB. Options available.

SPECIAL \$650.00

TEKTRONIX 465B

Portable Oscilloscope, 100 MHz dual trace, 5 mV/div sensitivity, 2 nS/div sweep rate with 10 mag, trigger view, versatile trigger selection, alternate sweep.

\$825.00

HEWLETT-PACKARD 8568B

100 Hz to 1.5 GHz frequency range, amplitude range -135 to +30 dBm, direct plot, HP-IB.

\$19750.00

HEWLETT-PACKARD 8568A

100 Hz to 1.5 GHz frequency range, 10 Hz resolution BW, trace markers with amplitude and frequency readout.

\$11750.00

TEKTRONIX TR 503

Tracking Generator, swept measurements to 1.8 GHz, enhances dynamic range to better than 110 dB, very stable-useful as a CW signal source. The TR 503 works with with all 2750 and 490 series spectrum analyzers.

\$2500.00 NEW BOXED

HEWLETT-PACKARD 3586B

Selective Level Meter, makes carrier measurements to 32.5 MHz. Voice channel measurements from 50 Hz to 100 kHz, works with the HP 3336 Level Generator. Options available.

SPECIAL \$850.00

TEKTRONIX 7L5/L3

Spectrum Analyzer plug-in, 20 Hz to 5 MHz, digital storage and averaging, reference level selection in 1 dB steps. Option 25 provides tracking generator. Comes with L3 plug-in module.

\$3950.00

TEKTRONIX 492A

Programmable Spectrum Analyzer, frequency range 50 kHz to 21 GHz, can go to 325 GHz with waveguide mixers, cw, pulse, and spurious signal processing modes.

\$8750.00

TEKTRONIX 2445

150 MHz Portable Oscilloscope, four channel, 1 nS/div sweep rate, 2 mV/div sensitivity, sweep rate, cursors, waveform cursors.

\$1850.00

WANTED: ELECTRONIC
TEST EQUIPMENT!
CALL OR FAX US YOUR LIST

PLEASE CALL OR WRITE FOR
OUR UPCOMING CATALOG.

WE ACCEPT VISA
AND MASTERCARD

EARN MORE MONEY!

Be an FCC LICENSED ELECTRONIC TECHNICIAN!



No costly school. No commuting to class. The Original Home-Study course prepares you for the "FCC Commercial Radio-telephone License." This valuable license is your professional "ticket" to thousands of exciting jobs in Communications, Radio-TV, Microwave, Maritime, Radar, Avionics and more...even start your own business! You don't need a college degree to qualify, but you do need an FCC License.

No Need to Quit Your Job or Go To School
This proven course is easy, fast and low cost! **GUARANTEED PASS**—You get your FCC License or money refunded. **Send for FREE facts now. MAIL COUPON TODAY!**

COMMAND PRODUCTIONS

FCC LICENSE TRAINING, Dept. 210
P.O. Box 2824, San Francisco, CA 94126
Please rush FREE details immediately!

NAME _____
ADDRESS _____
CITY _____ STATE _____ ZIP _____

TECH-SYSTEMS

QUALITY USED ELECTRONIC TEST EQUIPMENT

PH: (800) 435-1516 FAX: (908) 774-1009

SPECTRUM ANALYZERS

HP 141T MAINFRAME.....	\$995.00
HP 182T MAINFRAME.....	\$595.00
HP 853A MAINFRAME.....	\$1,995.00
HP 8552A IF SECTION.....	\$795.00
HP 8552B.....	\$995.00
HP 8553B 0-110MHZ.....	\$795.00
HP 8553L.....	\$795.00
HP 8554B 0-1200MHZ.....	\$1,295.00
HP 8554L.....	\$1,095.00
HP 8555A 0-18GHZ.....	\$1,795.00
HP 8556A 20-300KHZ.....	\$895.00
HP 8558B 0.1-1500MHZ.....	\$2,995.00
HP 8559A 0.01-12.0GHZ.....	\$4,995.00
Tek 7L5 20Hz-5.0 MHz.....	\$3,495.00
Tek 7L12 1.0kHz-1.0GHz.....	\$3,695.00
Tek 7L13 100 kHz-1.8GHz.....	\$3,695.00
Tek 7L18 1.5-60 GHz.....	\$4,195.00



HP 141T system

ASSORTED


Power Meters

(includes cable & sensor)

HP 432.....	\$395.00
HP 436A.....	\$1,595.00
HP 334A distortion analyzer.....	\$950.00
HP 400EL AC voltmeter.....	\$195.00
HP 400FL AC voltmeter.....	\$195.00
HP 3400A analog meter.....	\$295.00
HP 1645A data error analyzer.....	\$295.00
HP 3551A transmission test set.....	\$1,595.00
Fluke 5100B automatic calibrator.....	\$8,995.00
Fluke 5200A AC calibrator.....	\$2,895.00

Transmission Impairment Test Sets


HP 4935A.....	\$1,900.00
HP 4940A.....	\$750.00
Navtel 965J.....	\$550.00
HP 4944A.....	\$650.00
Halcyon 520B/500B univ. test sys.....	\$550.00
HP 4955A protocol analyzer.....	\$950.00
TEK 834 protocol analyzer.....	\$350.00



HP 3551A

DUAL TRACE PORTABLE OSCILLOSCOPES


TEK 465.....100MHZ.....	\$695.00
TEK 475.....200MHZ.....	\$995.00
TEK 475A.....250MHZ.....	\$1,095.00
TEK 2445.....150MHZ.....	\$1,995.00
TEK 2465.....300MHZ.....	\$2,995.00



Tek 475

LAB SCOPES

TEK 7704A.....200MHZ	
(includes 2 each 7A26, 7B85 delayed time base, & 7B80.....)	\$1,495.00
TEK 7603.....200MHZ (includes 2 ea. 7A18 & 7B53A.....)	\$850.00
7A18 dual trace vert. amp.....	\$195.00
7A19 vertical amplifier.....	\$395.00
7A22 differential amplifier.....	\$495.00
7A26 dual trace amplifier.....	\$295.00
7B53A delayed sweep time base.....	\$295.00
7B80 delayed time base.....	\$300.00
7B92A dual time base.....	\$450.00



HP 8672A

SIGNAL GENERATORS

HP 600 SERIES.....	\$295.00
HP 8690 SERIES.....	from \$395.00
HP 8640B 512MHZ.....	\$2,495.00
HP 8601A 100KHZ-110MHZ.....	\$895.00
HP 8672A 2.0-18.0GHZ.....	\$9,950.00
HP 8671A 2.0-18.0GHZ.....	\$5,350.00
HP 8620C sweep generator.....	\$595.00

plug-ins

HP 86222B 0.01-2.4 GHZ.....	\$2,595.00
HP 86290A 2.0-18GHZ.....	\$2,195.00
HP 86290B.....	\$2,595.00
HP 86245A 5.9-12.4 GHZ.....	\$1,495.00

WE BUY SURPLUS EQUIPMENT!!

fax us a list of your excess inventory

30 DAY Guarantee!!!!

1309 HWY 71 BELMAR, NJ 07719

INDUSTRIAL PRODUCTS AT HOBBYIST PRICES!

HC **Protek** TEST INSTRUMENTS

20 MHz Afford-A-Scope



P-3502 **\$389.00**

- Dual channel, 6" CRT.
- Sensitivity 5 mV/div to 20V/div.
- Vertical modes: CH1, CH2, dual, add, subtract.
- Time Base 20 steps from 0.2 μ sec. plus X5 mag, X-Y, video sync.
- Two-year warranty.

Regulated DC Power Supply



- Output 0 - 30V, CV; 0 to 3A, CC.
- Two separate LED Displays (Green for voltage, Red for current).
- Short circuit overload protected with indicator LED.

3003 **\$249.00**

True RMS Expanded Function DMM



D-937 **\$139.00**

- 3-3/4 digit, 4000 count, with bar graph.
- Auto ranging, with optical data output of V- Ω -A-Hz-CAP.
- Has relative set, min/max, memory data & range hold, plus unique adapter mode.
- Supplied with protective holster/stand, deluxe safety probes.

3-3/4 Digit "High Capability DMM"



D-981 **\$125.00**

- Extra Large LCD, 4000 count with Bar Graph.
- Fully auto ranging for AC/DC volts, resistance and frequency, plus range and data hold, relative, min/max and auto power off.
- Supplied with protective holster, safety probes, "K" temp. probe.

"Super-Value" VOM

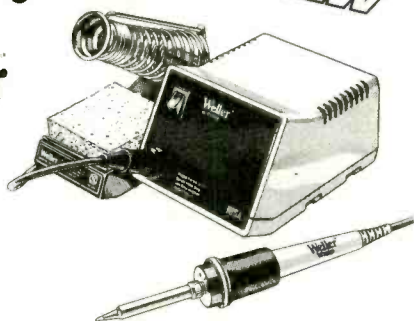


A-403 **\$19.00**

- 20 K Ω /V Sensitivity.
- Measures AC/DC volts, DC current to 10A, resistance, dB and battery test.
- Color coded meter scales, with anti-parallax mirror.
- Overload protected by Silicon Double Diode and 2A/250V fuse.

Controlled-Output Soldering Stations

Weller
WTCPT
\$149.00



- Transformer powered soldering station complete w/lightweight, low voltage, temp. controlled soldering iron
- Special "closed loop" method of controlling maximum tip temperature...to protect temperature sensitive components
- Power unit housing features impact resistant plastic for durability
- Quick disconnect plug for soldering iron and lighted on/off switch
- Station housing and iron are grounded with separate conductor that terminates @ third pin of power cord

Transistors-Diodes-ICs Rectifiers-SCRs-TRIACs



262,000 Item Cross Reference
\$4.95 ea.

#1 Philips ECG Distributor in the U.S.!



RS ELECTRONICS

34443 Schoolcraft, Livonia, MI 48150

1-800-366-7750

FAX 313-525-1184



— \$50 minimum purchase
— Prices do not include shipping or sales tax

C & L ELECTRONICS

**120 DAY
Guarantee**

BUY — SELL — TRADE

Fluke 540A AC/DC Transfer Standard	500.00
Fluke 540B-110 w/A54-2 (new) AC/DC Transfer Standard	2,500.00
Fluke 881AB Differential Meter	550.00
Fluke 6160A Frequency Synthesizer	750.00
HP 853A/8558B Spectrum Analyzer	5,395.00
HP 141T . . . Spectrum Analyzer/Main Frame . . .	950.00
HP 200CD . . . Audio Oscillator	100.00
HP 200CDR . . . Audio Oscillator	80.00
HP 400E . . . AC Voltmeter	250.00
HP 5328A w/opt 011 Universal Counter	600.00
HP 8552B . . Plug-In, 20 to 300HKZ, IF Section .	995.00
HP 8556A . . Plug-In, 20 to 300HKZ, IF Section .	995.00
HP 8614 . . . Signal Generator, 800 to 2400MHZ	800.00
HP 8616 . . . Signal Generator, 1800 to 4500MHZ	800.00
Keithley 616 w/cable Digital Electrometer	695.00
Keithley 642 w/remote head Digital Electrometer	5,000.00
TEK 442 . . . Scope Dual Trace 35MHZ w/tv sinc.	400.00
TEK 454 . . . Scope Dual Trace 150MHZ	500.00
TEK 454A . . Scope Dual Trace 150MHZ	600.00
TEK 465 . . . Scope Dual Trace 100MHZ	600.00
TEK 7633 . . Scope Dual Trace 100MHZ/Storage	750.00

Test Equipment WANTED! Will Pay Within 24 Hours!


P.O. BOX 52153 (215) 426-0177
PHILADELPHIA, PA 19115 FAX 1-215-464-5856

* THE BEST *

8085 MICROPROCESSOR TRAINING SYSTEM

No other training system we know of comes close to matching the PRIMER's features at this low price. The PRIMER teaches more and is easier to use than other comparably priced trainers. The over 100 page Self Instruction manual takes you from binary number systems, to processing interrupts, to interfacing temperature sensors. The 8085 based PRIMER TRAINER comes complete with Monitor Operating System software, digital I/O, A/D, D/A, timer, speaker, display and keypad.

Learn how to program and interface at the machine level with the PRIMER TRAINER. Start programming with machine language, then move on to Assembler, and then continue on with multi-tasking BASIC or Forth compilers. Ideally suited for beginners as well as advanced high-level programmers and engineers.



THE PRIMER IS \$99.95 QUANTITY 10 OR ONLY \$119.95 QUANTITY 1 IN KIT FORM. THE PRIMER ASSEMBLED & TESTED BY EMAC IS \$169.95. ORDER NOW AND RECEIVE A FREE POWER SUPPLY. PLEASE ADD \$5.00 FOR SHIPPING.

EMAC, inc.

618-529-4525 FAX: 618-457-0110

P.O. BOX 2042 CARBONDALE, IL 62902

COMPLETE "FCC" LICENSE PREPERATION

- ★ GENERAL RADIOTELEPHONE LICENSE
- ★ RADAR ENDORSEMENT
- ★ ALL AMATEUR RADIO LICENSES

- ★ SECOND CLASS RADIOTELEGRAPH

- ★ BETTER POSITIONS
- ★ OPPORTUNITIES & HIGH PAY
- ★ EXCITING CAREERS

GENERAL RADIOTELEPHONE OPERATOR LICENSE

For years this FCC License has been highly sought after by ALL ELECTRONIC TECHNICIANS as required by most employers. This License has become the most highly respected "ticket" in the AVIONICS, MARINE, and ELECTRONICS field. The key to job opportunities, advancements and top pay. With the FCC license on your resume, the employer knows that the applicant has a firm grasp on RADIO ELECTRONICS.

A solid foundation that can be built upon to meet the demand of any job situation.

1000's of Satisfied Customers

Including tech schools, colleges, Avionics shops, military centers.

—ALSO FEATURING—

Merchant Marine Radio Officer Handbook,
Landmobile and Marine Technical Handbook, and...

By popular request - "THE COMPLETE ELECTRONICS CAREER GUIDE". This will open your mind to the many job opportunities in the Electronics field. How & Where to find them. A must for beginners or anyone in electronics. (We offer Same Day Service-M.O., Cks, COD, MC/Visa & Invoice.)



SECOND CLASS RADIOTELEGRAPH LICENSE

The Marine Industry is continuously growing. This means lots of job opportunities. After six months training many earn \$45,000 to \$55,000 for a eight month year. Once you become a RADIO OFFICER the pay is even higher. Does this sound good? All you need is our "RADIOTELEGRAPH PACKAGE" to get started for your Second Class Radiotelegraph License.

WHY TAKE CHANCES?

Our most up-to-date Home Study MANUALS, AUDIOS, VIDEOS, or PC DISKS. Make it so reasonable, fast and easy.

REASONS WHY EFFECTIVE

- ✓ Actual test experience
- ✓ Concise and to the point
- ✓ Quick reference
- ✓ Only relevant information
- ✓ Simply and clearly written
- ✓ Seminar experience

WHAT THEY SAY

"The day I took the test everyone who passed had your material." J.D., Puerto Rico.
"Your study questions were nothing short of outstanding. Thank you for such a complete course," E.T., Lemon Grove, CA.
"I was well prepared and actually enjoyed taking the exam." M.A.E., Walford, MD.

WPT Publications FREE DETAILS

7015 NE 61st Ave • Vancouver, WA 98661
(206) 750-9933 • 1-800-800-7588

NAME _____
ADDRESS _____
CITY _____ STATE _____ ZIP _____

Call C.S.T.
 MONDAY thru FRIDAY
 8:00 AM - 6:00 PM

11986 RIVERWOOD DRIVE
 BURNSVILLE, MN
 55337

LAKE SYLVAN SALES

Orders: 800-800-4582
 Service: 612-895-9944
 FAX: 612-895-9454

SEASONS
 GREATINGS

BUY NOW!
 & SAVE!



CABLE TV BOXES

CONVERTERS, DESCRAMBLERS & MORE AT WHOLESALE PRICES
 CALL FOR MONTHLY SPECIALS!

DESCRAMBLERS

	5	10	20	40+
SUPER 7 (DIGITAL IMPULSE)	\$109.00	\$ 99.00	\$79.00	CALL
TB - 3 OR 2	\$ 65.00	\$ 50.00	\$40.00	CALL
FTB - 3 OR 2	\$ 79.00	\$ 55.00	\$50.00	CALL
SA - 3B	\$ 65.00	\$ 45.00	\$40.00	CALL
SA - 3D-F	\$ 99.00	\$ 94.00	\$89.00	CALL
SB - 3 OR 2	\$ 55.00	\$ 43.00	\$38.00	CALL
SP-200 (SPECIAL PIO)	\$145.00	\$135.00	CALL	CALL
*OAK N-12 (WITH VARI-SYNC)	\$ 54.00	\$ 49.00	\$39.00	\$35.00
*HAMLIN 1200 CH. 3	\$ 65.00	\$ 46.00	\$38.00	\$30.00



*REFURBISHED AS NEW.

CONVERTERS


PANASONIC TZPC 145	\$80.00	\$75.00	\$70.00	CALL
T P550 (550 MHZ W/PARENTAL)	\$80.00	\$75.00	\$70.00	CALL
*JERROLD DQN-5	\$80.00	\$70.00	CALL	CALL
*JERROLD DQN-V7 w/volume	\$85.00	\$75.00	CALL	CALL
*JERROLD DRZ-450	\$59.00	\$49.00	\$45.00	CALL
*SYLVANIA TEXSCAN 4040 (CH. 2, 3 OR 4)	\$55.00	\$45.00	\$36.00	CALL



*REFURBISHED AS NEW. CONVERTERS AVAILABLE IN CHANNEL 2 OR 3.

COMBINATION UNITS

*SCIENTIFIC ATLANTA	CALL FOR AVAILABILITY AND PRICING			
*ZENITH MODELS	CALL FOR AVAILABILITY AND PRICING			
JERROLD BASEBAND	\$329.00	\$299.00	CALL	CALL
JERROLD DPV7-212	\$249.00	\$239.00	CALL	CALL
*JERROLD DP5-DPV5	CALL FOR AVAILABILITY AND PRICING			
*JERROLD DRX-3DIC	\$119.00	\$109.00	CALL	CALL
*JERROLD DRZ-3DIC	\$124.00	\$114.00	CALL	CALL
*SYLVANIA TEXSCAN 4040-DIC (CH. 2 OR 3)	\$ 79.00	\$ 74.00	CALL	CALL
*OAK M35B(WITH VARI-SYNC)	\$ 49.00	\$ 44.00	CALL	CALL
*OAK RTC56	\$145.00	\$125.00	CALL	CALL



*REFURBISHED AS NEW.

OTHER PRODUCTS AVAILABLE: REMOTES: JERROLD, PANASONIC, HAMLIN, TOCOM, SCIENTIFIC ATLANTA. INTERFERENCE FILTERS: CHANNELS 2 OR 3 / VIDEO TAPE ENHANCERS. AC ADAPTERS: 12 & 18 VOLT / ADULT INSULT BOXES / MORE. FULL SERVICE TECHNICAL SUPPORT.

NO MINNESOTA SALES
 PRICES SUBJECT TO CHANGE WITHOUT NOTICE!

THEFT OF SERVICE IS A CRIME. INSTALLING ANY DEVICE WITHOUT PERMISSION MAY SUBJECT YOU TO CIVIL OR CRIMINAL PENALTIES. YOU MUST CHECK WITH YOUR LOCAL CABLE COMPANY AND PAY FOR ALL SERVICE YOU USE. IT IS NOT THE INTENT OF LAKE SYLVAN SALES TO DEFAUD ANY TELEVISION OPERATOR AND WE WILL NOT ASSIST ANY COMPANY OR INDIVIDUAL IN DOING THE SAME.

CIRCLE 250 ON FREE INFORMATION CARD

JAN Crystals

Your reliable source for a
world of crystal clear communication

FOR FREQUENCY CONTROL:

FUNDAMENTAL MODE CRYSTALS

1.001-30.0 MHZ FROM \$11.00
HC6/U, HC17/U, HC33/U

FUNDAMENTAL MODE CRYSTALS

2.0-30.0 MHZ FROM \$11.00
HC25/U, HC18/U MINIATURE
HOLDER

THIRD MODE CRYSTALS

18-75. MHZ FROM \$11.00
ANY HOLDER

FIFTH MODE CRYSTALS

52-125. MHZ FROM \$12.00
ANY HOLDER

SEVENTH MODE CRYSTALS

110.5-150. MHZ FROM \$17.00
ANY HOLDER

Quantity Prices Available
On Request

FOR MICROPROCESSORS:

...low E.S.R....close tolerance...long-term stability...
frequency deviation from 0° to 70°C max. ± 100 PPM...
tolerance at 25° ± 50 PPM.

HC18/U
3.0-3.5 MHZ FROM \$5.00
3.5-18.432 MHZ FROM \$5.00
19.6608-24. MHZ FROM \$7.00

When Ordering Please Specify MP-Crystal

FREE 1993 Catalog of General Purpose Crystals Now Available

Order Toll-Free
1-800-JAN-XTAL

FAX ORDERS: 1-813-936-3750

EXPEDITED ORDER SERVICE AVAILABLE
CALL OR WRITE FOR FREE CATALOG
P.O. Box 06017 Ft. Myers, FL 33906

PRICES SUBJECT TO CHANGE WITHOUT NOTICE



TOP SECRET



CONSUMERTRONICS

2011 Crescent Dr., P.O. Drawer 537
Alamogordo, NM 88310
(505) 434-0234, 434-1778

FAX: (505) 434-0234 (if you get answering machine press '#', then '1' any time)

VOICE LINES: 8 AM - 8 PM MST, Mon-Sat
FAX (orders only): 24-hour, 7 days/week

Add \$5 total S/H (USA, Canada). All items in stock. COD (UPS cash only), VISA, MCard OK. New Catalog is \$2 w/ order, \$4 w/o (no free catalog). In business since 1971. As seen on TV, etc. John Williams - former Lockheed Senior Engineer, NMSU Professor of Computer Science, NIH Health Physicist. Educational purposes only. *All software supports all IBM-PC compatible systems (8088 - 80486)

Off-The-Shelf HARDWARE

Van Eck Systems, Automated Tempest Module, KX Radar Emitter, Carjacking Follower, Personal Body Alarm, Voice Disguiser, Shriek Module, Hearing Assistant, EM Countermeasure, Omnimax TENS, 6th Sense Communicator, many Nifty Phone Boxes, Bumper Beeper, Subliminal Mixer/Amp, Super MW0, Rifle Device, Hieronymus Machine, Neurophone, MU Magnetometer, Dwelling Security System, Levitator, Data Card Reader/Writers, Stealth Paint - much more! See new Catalog.

SPECIAL PROJECTS

We design, build, repair, modify, maintain and/or consult on any device, system, process or project - electrical, electronic, computer, phone, mechanical, optical, automotive. Invention prototyping. Confidentiality guaranteed. Describe and include \$25 pre-engineering fee (does not obligate you). Time and cost estimates in 7-10 days.

CELLULAR PHONE MANUAL

How cellular phones are designed, operated, re-programmed. How cellular systems are vulnerable to hack attacks, and countermeasures. Comprehensively describes modifying NAMS and ESAs (includes specific info. on 30+ popular models), scanning, scanner restorations (includes UHF TV method), freq and channel allocations, roaming, tracking, ECPA - more! \$39.

VOICE MAIL HACKING

How Voice Mail Box (VMB) systems are used and the specific ways they are hacked. Includes ASPEN, MESSAGE CENTER, BIX, GENESIS, EZ, SYDNEY, PHONE MAIL, AUDIX, CINDY, CENTAGRAM, SPERRY LINK, RSVP, etc. Absolutely required for all users and sysops! \$29

PBX HACKING

Thousands of PBXs are hacked to the tune of about \$8 Billion/yr! While our "VOICE MAIL HACKING" details how VMSs are hacked for "fun" and profit - including VMS methods for hacking PBXs themselves - "PBX HACKING" addresses ALL issues relating to PBX hacking, including countermeasures! Can your business or agency afford a \$90,000 phone fraud loss (the average loss due to hacked PBXs)? As described in Forbes Magazine. \$39

PHONE COLOR BOXES

As designed by Phone Phreaks! 15 phone color boxes described. Dozens of circuits, simulator programs. Plus call-forwarding, conferencing, phreak history, 50 useful and legal phone circuit plans - more. \$29

COMPUTER PHREAKING

TROJAN HORSES, VIRUSES, WORMS, etc. and countermeasures. Includes disk with 360K of hacker text files and utilities, and legendary FLU-SHOT+ protection system (Ed. Choice, PC Magazine). Dozens of computer crime and abuse methods and countermeasures. How systems are penetrated. BBS advice, password defeats, glossary - much more! Manuals + Disk* \$39.

BEYOND VAN ECK PHREAKING

Eavesdropping on VDI and In video signals using an ordinary TV! Documented in security industry literature. Range up to 1 KM. Plans include both the Consumertronics and the original Top Secret Van Eck designs! \$29.

CRYPTANALYSIS TECHNIQUES

Five powerful menu-driven crypto programs (in COM and their .BAS sources) to analyze, decrypt "secure" ciphertexts. Worked-out examples. Recommended in prestigious COMPUTERS & SECURITY. Manual + Disk* \$29.

HARD DRIVE MANUAL

Covers all hard drive and controller implementations (emphasis on PCs). How to select, initialize, set up, use, maintain, troubleshoot and repair them. How to protect them from mistakes, sabotage, prying eyes and sticky fingers. How to recover damaged and lost files. How to prevent crashes to begin with. Includes software reviews. Loaded with information, advice, tips! \$29. DISK SERVICE MANUAL: Maintain, troubleshoot, repair, adjust, align floppies Without special equipment or software. 3.5"/5.25"/8", PC/XT/AT/386/486, Apple, Commodore, etc. systems. All floppies need regular upkeep. \$29. DISK DRIVE TUTORIAL: Theory, practical facts on floppy drives, disks, including many tips, recommendations, formatting, interfacing, FDC, etc. \$24. Any 2, \$49. All 3, \$64.

AUTOMATIC TELLER MACHINES

ATM crimes, abuses, vulnerabilities and defeats exposed! 100+ methods detailed, include: Physical, Reg. E, cipher, PIN compromise, card counterfeiting, magnetic stripe, false front, TEMPEST, Van Eck, tapping, spoofing, inside job, super-cool, vibration, pulse, high voltage - others. Case histories, law, countermeasures, detailed security checklist, labeled internal photos, figures. ATMs contain up to \$250,000 in cash! Recent \$350,000 ATM crime spree still unsolved! \$39.

CREDIT CARD SCAMS

Cardholders, merchants and banks suffer \$ billions in losses annually because of credit card fraud. Describes every known means of credit card fraud and scams. Protect yourself! \$29.

CONS & SCAMS

Cons & scams fleeced Americans of \$100+ Billion per year! The most comprehensive survival manual on cons & scams of all kinds - from the classic to the high-tech. Details on 100+ and their many variations. Protect yourself! \$29.

STOPPING POWER METERS

As reported on CBS' 60 MINUTES: How certain devices can slow down - even stop - watt-hour meters - while loads draw full power! Device simply plugs into one outlet and normal loads into other outlets. Also describes meter creep, overload droop, etc. Plans \$29. THE J.G. MANUAL: External magnetic ways (applied to the meter itself) to slow down and stop watt-hour meters while drawing full loads. Plans \$19. KW-HR METERS: How watt-hour meters work, calibration, error modes (many), ANSI Standards, etc. Demand and Polyphase Meters. Experimental results to slow and stop meters by others. \$19. Any 2 \$36. All 3 \$52.

HIGH VOLTAGE DEVICES

HV devices plans: Stun Gun, Taser, Prod, Cane, Flasher, Blaster, Zapper, Audio/Radar Jammmer, Jacob's Ladder, Plasma & Van de Graff Gen., Fence Charger, Geiger Counter, Ozon Generator, Flash Stunner, Plant Stim., Killian, more! Shocking! \$29.

UNDER ATTACK!

Electromagnetic Interference and Electronic Weapon Attacks cause: Cancer, birth defects, and profound psychological, neurological, cardiovascular and immune system disorders! Destructive to people, animals, plants, equipment! Includes ACTUAL CASES OF ELECTROSHOCKS ON PEOPLE (we investigated!) Includes how to verify and pinpoint EMI and electronic attack sources, and specific countermeasures. \$29. EM BRAIN-BLASTER: Tutorial and plans for powerful ELECTROMAGNETIC WEAPONS and LAB DEVICES. Optimized circuits, freqs, waveforms, duty cycles intensifies. Through \$29. Both \$49.

RADIONICS MANUAL

Exciting electrical, electronic and electromagnetic therapeutic, diagnostic and preventive devices (mostly experimental). History, descriptions, plans (dozens), availabilities of radionic devices from early to modern. While drugs cost \$ Hundreds, electricity costs pennies! \$29. HEAL YOURSELF: Plans for 3 major electronic therapeutic devices of types approved by FDA. \$19. Both \$39.

ROBOFONE AUTODIALER

Powerful, versatile, menu-driven "Wargames" autodialer lets you dial any quantity (up to 10K) or mix of local/long distance numbers in any order, over any length of time, whether busy or answered (your choice) and log the times, commands and results to monitor, printer and/or disk. Quick-dial directory of up to 600 numbers. BUSY redial options. Direct modems, command and control. All Result Codes, including VOICES and RINGING. Optional shell to terminal program upon CONNECT. Exit to menu or DOS (for batching). Manual + Disk* \$29.

SOFTWARE PROTECTION SYSTEM

Unique system that highly discourages costly software piracy while not interfering with legit archival copies. No known way to defeat. No special equipment required. Simple and automatic to install on your distributed software. Compatible with all other copy-prevention systems. Manual + Disk* \$59.

ULTIMATE SUCCESS MANUAL

Underpaid? Harassed or abused? Manipulated? Taken for granted? Stuck in a dead-end job? Can't find a good job? Expect to be laid off, fired or transferred soon? The ultimate no-holds-barred, looking-alter-Michael-Duck-and-RINGING to find, obtain, optimize and keep top jobs, pay and benefits. THE RULES OF THE GAME FOR A GAME WITHOUT RULES! From first resume to CEO. \$29.

MUTUAL FUNDS PRO(MFP)

Mutual funds (MFs) are the optimum investment for most people today. However, out of 4,000+ MFs only about 10 are worth serious consideration. Many MFs are poor performers that gouge investors' with fees. MFP is the best MF analyzer, tracker and picker program available because it is easy to use (menu-driven), full of options, and uses weighting schemes that more accurately reflect the importance of recent data over long past stale data. And MFP takes into consideration all fees, let's you compare MF performances against the S&P500 or any specified interest rate (ex: CD), let's you assign an Uninsured Investment Penalty for optimum results, and has powerful sorts. Includes a data file with our pick of the top 100+ preferred Mutual Funds* \$39. STOCK PRO: Unique, powerful, shrewd, unconventional stock investment strategy. Professionally created for NMSU, and core of costly consulting package. Manual + Disk* \$29. Both \$59.


MECI

Inc. Menasha, WI

340 E. First Street Layton, Ohio 45402
1-800-344-4465 FAX 1-800-344-MECI

12VDC 1 Amp Adaptor

Heavy duty DC adaptor. 120VAC. 60 Hz input. 12VDC, 1 amp output. 6 ft. cord with 2.1mm DC coaxial plug (tip negative) UL listed.



No. 600-0225F \$5⁴⁹ ea

\$4⁹⁵ (5+)

Diskette/CD Storage Case

Convenient carrying handle with snap lock. Translucent hinged dust cover for maximum protection. Sectioned dividers for easy access. Cushioned feet to protect surfaces.



Part No.	Size	Price
220-0124F	(40) 5.25" disks or (10) CD's	\$2 ⁹⁵
220-0125F	(40) 3.5" disks	\$3 ⁹⁵
220-0123F	(100) 5.25" disks or (25) CD's	\$3 ⁹⁹

3 1/2" Floppy Disk Drive


Matsushita JU-253 Includes two 3.5" Face Plates (Gray & Beige). Comes with separate 5 1/4" Mounting Kit
No. 220-3418F



\$49 ea.

IBM PC/AT Case

Genuine IBM Case Full Size AT Case Accepts Mini or Full Size Motherboards Slide-off Top 8 Slot Frame. Made In U.S.A.
No. 220-2759F



\$49 ea.

44MB 5 1/4 Full Height Hard Drive

MFG. BY IBM MODEL 0665-53. New, pulled from unused equipment. Slightly scratched on top does not effect usage. Tested & formatted. Format removed. 7 HD, 733 CYL, 17 SECT. TYPE 14 ON ALL AT'S. No face plates or LED.



\$69⁰⁰

No. 220-3423F

DOS® and Windows®

Dos includes GWBASIC



Part No.	Version		Price
229-3909F	DOS 3.3	OEM 5.25" Disk	\$14 ⁹⁵
229-3910F	DOS 4.01	OEM 5.25" Disk	\$14 ⁹⁵
229-3911F	DOS 4.01	OEM 3.5" Disk	\$14 ⁹⁵
229-3912F	Windows 3.0	OEM 3.5" Disk	\$18 ⁹⁵

IBM PC/AT Guide to Operations

An ideal getting started guide for beginners. Complete with Exploring The IBM Personal Computer Software. Learn the basics: keyboard commands, printer functions, disk storage, dos, basic programming and Funwriter a basic word processing package. Includes IBM AT Diagnostics Disk. (IBM #6280102)



Retail ~~\$80.00~~
No. 220-0073F

\$9.95 ea.

Roof Mount UHF Mobile Antenna

UHF 445-470MHZ
5dB Gain.
Complete with 14 ft. of cable and PL-259



No. 110-0027F (3/4" Hole) \$15.95 ea.
No. 110-0028F (3/8" Hole)

Electricians 50' Fish Tape

High carbon steel fish tape in easy to grip deluxe non-conductive case with handle winder. Case is made of high impact ABS plastic with four viewing ports. Pistol grip trigger lock holds fish tape firmly in place when pushing wire and also wipes excess lubricant from tape.



No. 280-0149F

\$17.95 ea.

Mini 120V Vacuum Cleaner

Comes with 2 ft. hose and 10 ft. power cord. IBM part #1671347. Removed from equipment, good condition. Includes one filter bag. Size: 4" Dia. x 12" (L)



No. 650-0205F \$12.95 ea.

AT 200 Watt Supply

Factory Rebuilt. Fits full size AT case only. 120/220V Inpu



No. 500-0041F

\$39 ea.

28 Watt Switching Power Supply

Input: 110/230VAC. Output: +5V @ 2A, +12V @ 1.5A. Power connections for disk drive and fan. Great external power supply. 7" x 5-7/8" x 3-1/4".



No. 500-0084F

\$12.95 ea.

3-IN-1 Tap

Taps most common holes in electrical boxes and fixtures; 6-32, 8-32 and 10-24. Tap is made of top grade steel, and can be replaced.



No. 280-0149F

\$3.95 ea.

Single Channel Monitor Kit

This unit was originally a fixed frequency monitor on 157.295 MHz. With simple tools and minor modifications, you can monitor a VHF frequency (138-174 MHz) of your choice. Installation and optional squelch circuit data sheets included. Requires crystal (not included).



No. 660-0043F

\$12.95 ea.

STORE HOURS: 8:30-5:00(Eastern Time) Monday thru Saturday
IBM PC/XT is a registered trademark of IBM Corp.
TERMS: MASTERCARD/VISA/DISCOVER, CHECK, or MONEY ORDER
(Checks allow two weeks for clearance.)
Ohio residents add 6.5% State tax.
Shipping/handling=UPS Chart Rate + \$2.00(Min.\$4.50)
(add \$4.00 if ordering COD)
Prices subject to change without notice.

\$20.00 Minimum Order

Returns after 10 days subject to a 20% restocking fee.(All returns must have RA#)

All sales subject to prior sale.

YAMAHA Carrying Case

Universal carrying case for long flat objects like tennis rackets or musical instruments. Fits objects up to 3-5/8"(H) x 11"(W) x 26"(L).



No. 650-0098F

\$3.95 ea.

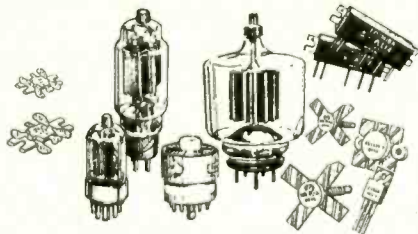
To Order Call Toll-Free
1-800-344-4465

24 Hour FAX Order Line
1-800-344-MECI



CIRCLE 251 ON FREE INFORMATION CARD

RF POWER TRANSISTORS - TUBES



SUBSTANTIAL SAVINGS ON RF SERVICE PARTS FOR NEW & OLDER COMMUNICATIONS EQUIPMENT

KENWOOD	UNIDEN	STANDARD	COBRA
MOTOROLA	MIRAGE/KLM	GE	AZDEN
COLLINS	GALAXY	ALINCO	RCI
RF CONCEPTS	ICOM	JOHNSON	PALOMAR
YAESU	RANGER	ATLAS	TEMPO

AND SIMILAR AMATEUR, MARINE, LAND MOBILE & CB EQUIPMENT

TRANSMITTING TUBE & TRANSISTOR SPECIALS

811A	\$12.95	3CX400A7	\$329.75	MRF485	\$14.95
6146B	13.95	3CX400U7	465.00	MRF497	18.75
6JS6C	22.95	3CX800A7	319.95	MRF648	29.95
572B	49.95	3CX1500A7	479.00	2SC1946	16.50
12BY7A	11.75	3CX3000A7	739.50	2SC1969	2.65
4CX250B	89.95	4CX1000A	389.95	2SC2097	26.95
4CX250R	119.95	MRF247	26.95	2SC2166	1.75
8560AS	149.95	MRF422	37.95	2SC2290	15.95
8875	329.95	MRF429	44.95	2SC2312C	5.60
3-500Z	94.95	MRF454	14.50	2SC2509	10.85
3-500ZG	119.95	MRF455	10.95	2SC2630	24.95
3-1000Z	695.00	MRF477	11.95	2SC2879	19.95

Price & availability subject to change without notice • Quantity Pricing Available

SHIPPING METHOD & CHARGES:

MINIMUM ORDER \$20.00

BEST WAY: UPS. ORDERS RECEIVED BEFORE 4 p.m. PST (7 p.m. EST) SHIPPED SAME DAY BY UPS.

Federal Express / Airborne / DHL / USPS are also available.

GROUND SERVICE: 3-7 working days (max.) depending on destination in conlig. U.S. \$4.50 minimum. Add \$.50 per pound above 2 pounds.

3-DAY SELECT GROUND SERVICE: UPS DRANGE, \$5.50 minimum. Add \$.75 per pound above 2 lbs.

2-DAY AIR SERVICE: UPS BLUE, \$7.00 minimum. Add \$1.00 per pound above 2 pounds. Federal Express also available at same charge.

NEXT DAY DELIVERY: UPS RED, \$15.50 minimum. Ask for shipping charges above 1 lb. Saturday delivery available for additional \$10.00.

CANADA: \$5.50 minimum shipping/handling charge up to 1 lb. for postal. UPS available, call for charges.

PAYMENT METHOD:

PREPAID with check or money order. VISA/MASTERCARD accepted. C.O.D.: Add \$4.50 UPS charge. Cash. Cashiers Check. Money Order, or Pre-approved Company Check only. No C.O.D. to Alaska/Hawaii/Puerto Rico/Canada.

FOREIGN: Bank check drawn on U.S. Bank, or VISA / M.C.

WIRE TRANSFER: Contact us for account information.

OPEN ACCOUNT: Net 30 to firms whose credit has been pre-approved.

CALIFORNIA: Residents add appropriate sales tax. **FOREIGN:** Insurance/Registration is often available. Advise if desired. **SMALL PACKET:** Ideal Air shipment for small orders of parts. \$10.00 up to 8 oz., 4 lb. max. 8"x8"x8" box. **AIR PARCEL POST** is available on larger items.

WE STOCK A FULL LINE OF RECEIVING & TRANSMITTING TUBES, TRANSISTORS, RF POWER MODULES, CAPACITORS, SOCKETS, RELAYS, ETC. ALSO BOOKS ON THE DESIGN, MODIFICATION AND SERVICING OF POPULAR TRANSMITTERS, TRANSCEIVERS, AND LINEARS. WRITE FOR FREE CATALOG OR CALL OUR CUSTOMER SERVICE LINE AT (619) 744-0750.

Monday - Friday 7:00 a.m. - 5 p.m. PST / 10:00 a.m. - 8 p.m. EST
 • EXPORT • O.E.M. • SERVICE • R&D • AMATEUR • MARINE

ORDERS ONLY **1-800-RF-PARTS** NO TECHNICAL
1-800-737-2787

MAIN ORDER LINE **619-744-0700** INFO./TECHNICAL


FAX **619-744-1943** FAX



RF PARTS

435 SOUTH PACIFIC ST.
 SAN MARCOS, CA 92069

CIRCLE 268 ON FREE INFORMATION CARD



CIRCUIT DEBUGGER

DCD-200A

New Inovative Instrument for

- Open / Short Test
- Impedance Wave Check (R.C.L.)
- CMOS, TTL, ASIC, CUSTOM IC, In/Out Wave Check
- DIODE, TR, SCR, TRIAC, DIAC: Wave Check.
- Electric/Electronic Parts Check

- * Use on Un-Powered Boards !
- * Repair without Circuit Diagram !
- * You can find out a defect point by comparing wave forms only ! * Simple to use !

- * If you already have Oscilloscope, this Circuit Debugger is the next one you want to have

Sales or Marketing Pro Wanted

ELTRONIC MFG Corp.

19301 S. Santa Fe Ave. #105 Rancho Dominguez, CA 90221
 Tel: (310) 635 - 0333 Fax: (310) 635 - 3313



A DIVISION OF MING Engineering & Products, Inc.

17921 Rowland Street
 City of Industry, CA 91748


Technical Support:
 (818) 912-9864



1-800-669-4406

RF Trans. & Recv. Set

The RC-99 RF Transmitter & Receiver Set
 (300MHz, 12 bit address or 8 address & 4 data.)



NOW!
\$34.95

FREE UPS when you buy two or more!

FREE SHIPPING!

UPS Ground on purchases over \$50⁰⁰. Call for details.

PIR Motion Detector



NOW!
\$19.95
 for two or more!
\$24.95 each

Selectable pulse count. Area coverage: 90° wide angle, up to 40 feet. Very reliable, 9-16VDC, 17mA.

Prices and UPS offers are for a limited time only & subject to change without notice.

E1208G2

CIRCLE 254 ON FREE INFORMATION CARD

VACUUM TUBE DEALER PRICE LIST Mar. '93

SOVTEK®, RUSSIA				USED BY:	
5881/6L6WGC	\$7.25 each	10 at \$6.50 each	25 at \$5.95 each	Fender, Soldano, VTL	
5AR4/GZ34	7.50	6.90	6.25	Matchless	
5U4G	5.25	4.75	4.25	Mesa Boogie Dual Rectifier	
5Y3	3.95	3.50	3.00		
6922 (military 6DJ8)	6.75	5.90	5.20	Counterpoint, Convergent	
6L6GC	3.80	3.25	2.95		
6V6GT	4.25	3.50	3.20	SLM	
12AX7WA/7025	4.35	3.75	3.40	Hartke, Bedrock, SLM	
12AX7WB/7025	5.60	4.90	4.50		
EL84/6BQ5	3.50	2.90	2.60	Peavey, Hughes & Kettner	
EL84M/6BQ5WA	6.50	5.90	4.90		
SINO, CHINA				100 CALL FOR SPOT QUOTE	
2A3	\$13.50 each	10 at \$12.50 each	25 at \$11.50 each	"	"
6L6GC "Straight"	4.50	3.90	3.60	"	"
6L6GC "Coke"	4.90	4.30	4.00	"	"
12AX7a	3.85	3.25	3.10	"	"
12AT7	3.90	3.55	3.40	"	"
12AU7	4.10	3.75	3.60	"	"
6550	10.50	9.90	9.50	"	"
KT88	13.50	12.50	11.50	"	"
EI, YUGOSLAVIA				100 CALL FOR SPOT QUOTE	
12AT7/ECC81	3.90	3.60	3.25	"	"
12AX7/ECC83	3.75	3.40	3.15	"	"
SIEMENS, GERMANY				100 CALL FOR SPOT QUOTE	
12AT7/ECC81	\$4.50	10 at \$3.90	25 at \$3.75	"	"
EL34	9.25	8.50	7.95	"	"
TESLA, CZECHOSLOVAKIA				100 CALL FOR SPOT QUOTE	
EL34	\$7.60 each	10 at \$7.00 each	25 at \$6.50 each	"	"
E83CC/12AX7a	5.90	5.35	4.95	"	"
GE, USA					
5U4GB	\$12.50 each	10 at \$11.60 each	7025/12AX7a	\$13.90 each	10 at \$12.25 each
6550a	25.50	23.00	7868	17.50	16.90
6CA7/EL34	14.90	13.50	8417	17.50	16.90
6L6GC	13.90	12.90	12AT7	7.80	6.30
6LF6	20.00	18.75	12BH7a	9.95	8.75

SOLID STATE RECTIFIER

Built into tube socket. Direct plug-in replacement for all 5Y3, 5U4 and 5AR4 types. \$6.25 each 10 at \$5.90

ODD BALL TUBES

2K25	\$28.00 each	6AQ8	\$5.85 each	6CA4	\$4.50 each	6SJ7	\$2.90 each	12DW7	\$9.90 each
5749	2.90	6AS7	4.25	6CG7	6.90	6SK7	2.90	12FQ8	8.00
(6BA6W industrial)		6AU6	2.25	6CX8	5.15	6SL7	2.90	811	11.50
5879	8.90	6AX5	4.90	6DR7	5.15	6SN7	2.50	813	15.00
5C22	60.00	6BA6	1.95	6EA8	5.50	6SQ7	3.50	7027a	26.00
5R4	4.90	6BE6	3.25	6EU7	11.80	6U8/6KD8	5.00	7199	17.80
5V4GT	2.90	6BH6	3.90	6FH8	12.50	6U10	5.50	7591A	28.00
6189W	4.15	6BK11	13.75	6GW8	6.90	6X4	4.50	OA2	3.75
(12AU7W industrial)		6BL8	4.20	6J5	5.00	6X5	3.90	OA3	2.25
6267/EF86	3.60	6BM8	5.00	6J7	5.50	6X8	3.50	OB2	2.25
6973	14.90	6C33C-B	34.00	6K6	3.50	12AV7	2.50	OC3	3.75
6AL5	2.40	(Triode + ceramic socket)		6K11	6.90	12AY7	7.25		
6AN8	5.50	6C4	3.90	6SC7	6.90	12AZ7	4.50		
6AQ5A	4.90	6C10	6.90	6SG7	3.50	12BY7	7.25		

GIVE US A CALL ON ANY TOUGH-TO-GET TUBES. WE'LL FIND THEM FOR YOU!

MATCHING AVAILABLE ON MOST OCTAL POWER TUBES 75¢ extra per tube.

"PLATINUM" MATCHING ALSO AVAILABLE WITH 24 HOUR

TEST AND BURN-IN, ENSURING PREMIUM MATCH. PAIRS OR QUADS \$2.00 extra per tube.

MINIMUM ORDER \$50.00

ADD \$5.00 SHIPPING VIA SURFACE (\$10.00 OUTSIDE UNITED STATES)

SEND CHECK OR MONEY ORDER TO:

NEW SENSOR CORPORATION

133 FIFTH AVENUE, NEW YORK, NY 10003

TELEPHONE: (212) 529-0466 TOLL FREE: 1-800-633-5477 FAX: (212) 529-0486

CIRCLE 258 ON FREE INFORMATION CARD

Computers, Components, Tools And Supplies

Debco Electronics

4025 Edwards Road Cincinnati, OH 45209 express order line - 1 (800) 423-4499 - orders only please technical support / information - (513) 531-4499

CHIPS.....	74144	6.95	74LS08	30	74LS174	49	74LS623	1.49	74HC74	35	74HC875	34	4028	69	4560	1.69	LM390	1.59	LM2917	2.19	75491	89
7400	74145	99	74LS09	30	74LS175	45	74LS624	2.19	74HC75	35	74HC876	34	4029	69	4561	2.00	LM392	99	LM3018	1.50	75492	89
7401	74146	2.29	74LS10	30	74LS176	1.19	74LS625	2.69	74HC76	89	74HC109	49	4030	49	4566	2.00	LM393	45	CA3037	1.50	75493	99
7402	74147	1.19	74LS11	34	74LS180	4.95	74LS640	1.09	74HC83	40	74HC123	75	4032	1.30	4569	2.69	LM395K	9.95	LM385K	1.96	75494	99
7403	74148	1.39	74LS12	34	74LS189	5.99	74LS641	1.50	74HC93	1.39	74HC125	59	4033	1.19	4572	90	LM398	1.99	CA3046	99		
7404	74149	49	74LS13	35	74LS191	5.99	74LS642	1.28	74HC107	45	74HC138	59	4034	1.29	4581	1.69	LF411	75	CA3059	2.39		
7405	74150	49	74LS14	49	74LS192	6.99	74LS645	1.09	74HC108	45	74HC139	59	4035	1.09	4582	1.89	LF412	1.19	CA3060	2.39	TRANSISTORS	
7406	74151	1.59	74LS15	35	74LS193	6.99	74LS646	2.39	74HC112	45	74HC141	79	4038	79	4584	69	TL489	1.59	CA3065	1.70	2N10	1.95
7407	74152	59	74LS16	47	74LS194	6.99	74LS668	1.39	74HC125	45	74HC154	1.99	4040	69	4585	79	TL494	1.89	CA3080	1.09	2N216	50
7408	74153	59	74LS17	30	74LS195	6.99	74LS669	1.39	74HC135	49	74HC157	59	4041	69	4702	9.95	TL496	1.59	CA3081	79	2N219	50
7409	74154	1.89	74LS18	34	74LS196	5.99	74LS670	7.99	74HC138	49	74HC158	59	4042	69	4724	1.19	TL497	2.09	CA3082	1.09	2N2219	70
7410	74155	1.89	74LS19	34	74LS197	5.99	74LS671	14.95	74HC139	49	74HC159	79	4043	49	14174	1.60	NE531T	1.99	CA3083	1.09	2N2222	25
7411	74156	49	74LS20	30	74LS221	6.99	74LS672	2.19	74HC143	89	74HC163	59	4044	1.29	14175	60	LM555	38	CA3086	99	2N2222	30
7412	74157	49	74LS21	34	74LS222	12.95	74LS683	2.19	74HC151	59	74HC164	79	4045	1.29	14176	60	LM555	38	CA3089	1.09	2N2222	50
7413	74158	99	74LS22	45	74LS224	4.95	74LS684	1.69	74HC153	45	74HC165	79	4046	79	14410	6.95	LM558	79	CA3096	1.09	2N2222	30
7414	74159	1.89	74LS23	34	74LS225	6.95	74LS685	8.00	74HC154	1.29	74HC166	79	4047	79	14411	7.95	NE564	1.69	CA3130	99	2N2222	30
7415	74160	1.89	74LS24	34	74LS226	6.99	74LS686	2.19	74HC155	59	74HC167	79	4048	79	14412	6.95	LM565	1.59	CA3140	99	MPS2369	29
7416	74161	59	74LS25	30	74LS227	6.99	74LS687	3.50	74HC157	59	74HC168	79	4049	79	14413	6.95	LM565	1.59	CA3146	1.09	2N2905	50
7417	74162	99	74LS26	34	74LS228	12.95	74LS688	2.19	74HC158	49	74HC169	79	4050	34	14433	5.95	LM567	69	CA3160	99	2N2907	25
7418	74163	99	74LS27	34	74LS229	12.95	74LS689	3.50	74HC159	49	74HC170	79	4051	79	14434	5.95	LM567	69	CA3169	99	2N2907	25
7419	74164	1.89	74LS28	45	74LS230	12.95	74LS690	3.50	74HC161	59	74HC171	79	4052	69	14435	5.95	LM567	69	CA3170	99	2N2907	25
7420	74165	1.89	74LS29	34	74LS231	6.95	74LS691	3.50	74HC162	59	74HC172	79	4053	69	14436	5.95	LM567	69	CA3171	99	2N2907	25
7421	74166	3.25	74LS30	30	74LS232	6.95	74LS692	3.50	74HC163	59	74HC173	79	4054	69	14437	5.95	LM567	69	CA3172	99	2N2907	25
7422	74167	1.49	74LS31	35	74LS233	6.95	74LS693	3.50	74HC164	59	74HC174	79	4055	69	14438	5.95	LM567	69	CA3173	99	2N2907	25
7423	74168	1.49	74LS32	35	74LS234	6.95	74LS694	3.50	74HC165	59	74HC175	79	4056	69	14439	5.95	LM567	69	CA3174	99	2N2907	25
7424	74169	1.49	74LS33	35	74LS235	6.95	74LS695	3.50	74HC166	59	74HC176	79	4057	69	14440	5.95	LM567	69	CA3175	99	2N2907	25
7425	74170	1.49	74LS34	35	74LS236	6.95	74LS696	3.50	74HC167	59	74HC177	79	4058	69	14441	5.95	LM567	69	CA3176	99	2N2907	25
7426	74171	1.49	74LS35	35	74LS237	6.95	74LS697	3.50	74HC168	59	74HC178	79	4059	69	14442	5.95	LM567	69	CA3177	99	2N2907	25
7427	74172	1.49	74LS36	35	74LS238	6.95	74LS698	3.50	74HC169	59	74HC179	79	4060	69	14443	5.95	LM567	69	CA3178	99	2N2907	25
7428	74173	1.49	74LS37	35	74LS239	6.95	74LS699	3.50	74HC170	59	74HC180	79	4061	69	14444	5.95	LM567	69	CA3179	99	2N2907	25
7429	74174	1.49	74LS38	35	74LS240	6.95	74LS700	3.50	74HC171	59	74HC181	79	4062	69	14445	5.95	LM567	69	CA3180	99	2N2907	25
7430	74175	1.49	74LS39	35	74LS241	6.95	74LS701	3.50	74HC172	59	74HC182	79	4063	69	14446	5.95	LM567	69	CA3181	99	2N2907	25
7431	74176	1.49	74LS40	35	74LS242	6.95	74LS702	3.50	74HC173	59	74HC183	79	4064	69	14447	5.95	LM567	69	CA3182	99	2N2907	25
7432	74177	1.49	74LS41	35	74LS243	6.95	74LS703	3.50	74HC174	59	74HC184	79	4065	69	14448	5.95	LM567	69	CA3183	99	2N2907	25
7433	74178	1.49	74LS42	35	74LS244	6.95	74LS704	3.50	74HC175	59	74HC185	79	4066	69	14449	5.95	LM567	69	CA3184	99	2N2907	25
7434	74179	1.49	74LS43	35	74LS245	6.95	74LS705	3.50	74HC176	59	74HC186	79	4067	69	14450	5.95	LM567	69	CA3185	99	2N2907	25
7435	74180	1.49	74LS44	35	74LS246	6.95	74LS706	3.50	74HC177	59	74HC187	79	4068	69	14451	5.95	LM567	69	CA3186	99	2N2907	25
7436	74181	1.49	74LS45	35	74LS247	6.95	74LS707	3.50	74HC178	59	74HC188	79	4069	69	14452	5.95	LM567	69	CA3187	99	2N2907	25
7437	74182	1.49	74LS46	35	74LS248	6.95	74LS708	3.50	74HC179	59	74HC189	79	4070	69	14453	5.95	LM567	69	CA3188	99	2N2907	25
7438	74183	1.49	74LS47	35	74LS249	6.95	74LS709	3.50	74HC180	59	74HC190	79	4071	69	14454	5.95	LM567	69	CA3189	99	2N2907	25
7439	74184	1.49	74LS48	35	74LS250	6.95	74LS710	3.50	74HC181	59	74HC191	79	4072	69	14455	5.95	LM567	69	CA3190	99	2N2907	25
7440	74185	1.49	74LS49	35	74LS251	6.95	74LS711	3.50	74HC182	59	74HC192	79	4073	69	14456	5.95	LM567	69	CA3191	99	2N2907	25
7441	74186	1.49	74LS50	35	74LS252	6.95	74LS712	3.50	74HC183	59	74HC193	79	4074	69	14457	5.95	LM567	69	CA3192	99	2N2907	25
7442	74187	1.49	74LS51	35	74LS253	6.95	74LS713	3.50	74HC184	59	74HC194	79	4075	69	14458	5.95	LM567	69	CA3193	99	2N2907	25
7443	74188	1.49	74LS52	35	74LS254	6.95	74LS714	3.50	74HC185	59	74HC195	79	4076	69	14459	5.95	LM567	69	CA3194	99	2N2907	25
7444	74189	1.49	74LS53	35	74LS255	6.95	74LS715	3.50	74HC186	59	74HC196	79	4077	69	14460	5.95	LM567	69	CA3195	99	2N2907	25
7445	74190	1.49	74LS54	35	74LS256	6.95	74LS716	3.50	74HC187	59	74HC197	79	4078	69	14461	5.95	LM567	69	CA3196	99	2N2907	25
7446	74191	1.49	74LS55	35	74LS257	6.95	74LS717	3.50	74HC188	59	74HC198	79	4079	69	14462	5.95	LM567	69	CA3197	99	2N2907	25
7447	74192	1.49	74LS56	35	74LS258	6.95	74LS718	3.50	74HC189	59	74HC199	79	4080	69	14463	5.95	LM567	69	CA3198	99	2N2907	25
7448	74193	1.49	74LS57	35	74LS259	6.95	74LS719	3.50	74HC190	59	74HC200	79	4081	69	14464	5.95	LM567	69	CA3199	99	2N2907	25
7449	74194	1.49	74LS58	35	74LS260	6.95	74LS720	3.50	74HC191	59	74HC201	79	4082	69	14465	5.95	LM567	69	CA3200	99	2N2907	25
7450	74195	1.49	74LS59	35	74LS261	6.95	74LS721															

Satellite Television

Order Your **FREE** Catalog/Buyers Guide Today!



Skyvision Inc.®

The World Supplier of Satellite T.V. Products. . . "Down To Earth Prices"

LOWEST PRICE EVER
On Complete Ku Band
Satellite Systems

STANDARD KU SYSTEM

Package **INCLUDES** all of this:

- Quality aluminum 3ft dish
- Pansat BR 1100 Receiver
- Polar tracking mount
- Polarity switching feed
- Low Temperature LNB
- 100ft All in one ribbon cable

***Complete System**
Only \$479

DELUXE KU SYSTEM

Package **INCLUDES** all of this:

- Quality aluminum 3ft dish
- Pansat BR 3000 programmable receiver with IR remote control
- Pansat AP 3000 Antenna positioner with 77 satellite programmability
- Polar tracking mount and motorized arm
- Polarity switching feed
- Low Temperature LNB
- 100ft All in one ribbon cable

***Complete System**
Only \$698

*All you need to supply is ground pole to mount dish on. (23/8" O.D.)

LNBS
New Lower Temp's

Hemt Technology Commercial Grade

35° LNB C-band 4GHz	S&H \$6	\$ 65
25° LNB " " "	" "	118
1.0db LNB Ku 12GHz	S&H \$6	\$ 96
0.9db LNB " " "	" "	99
0.7db LNB " " "	" "	118
0.6db LNB " " "	" "	188

Satellite Analysis and Antenna Aiming Software



An extremely valuable tool for designing and installing TVRO's, tailored for ease of use by professionals and dealers as well as by technically orientated TVRO owners. Demonstrates how changing parameters such as dish size or LNB noise temperature affect picture quality. The program performs both TVRO system analysis and antenna aiming. The analysis subcomponent, is especially useful for predicting performance when viewing signals from a particularly weak satellite. The aiming subcomponent calculates azimuth and elevation angles and range to all satellites within "view" of a TVRO. The names and latitudes of all world-wide C and Ku-band broadcast satellites, presently in service or to be launched by 1995, are listed. The user simply enters TVRO site latitude and longitude.

5.25" disk S&H \$ 4.75 \$49.95
3.5" disk S&H \$ 4.75 \$49.95



SATELLITE SYSTEM DO-IT-YOURSELF INSTALLATION VIDEO

"Now You Can Watch It Being Done"

Install or "Tune up" your satellite system in no time flat with this professional video.

VHS or Beta (45 Min.) S&H \$3 (U.S.)\$33.95



Pico dish Tuning Meter



Bulz-I-Tuning Meter Now with audio alert

TUNE YOUR DISH TO IT'S MAXIMUM!

Dish tuning meters are a must for the serious dealer or satellite system owner. Saves time, frustration and money. Use when installing a new system, moving your dish, re-alignment of a dish that has been moved by wind, frost heaves etc., gets you right on the satellite belt for the best possible pictures!

Pico meter (meter tuning) S&H \$6 \$89.95
Bulz-I-IV meter (meter & audio alert) S&H \$6 \$149.95



MESH DISHES by ORBITRON

Quality Demonstrated by Performance

Orbitron antennas ("size for size") are known the world over for their superior reception and picture quality.

7ft dish & polar tracking mount	\$239
8.5ft " " "	299
10ft " " "	349
10ft H.D. " " "	439
12ft " " "	639

All Major Credit Cards Accepted

Skyvision Inc.®

1046 Frontier Drive, Fergus Falls, MN 56537 - Toll Free 800-334-6455

Mail in coupon or call today for the SKYVISION Satellite TV Product Catalog/Buyers Guide Delivered free to your mail box in U.S. and its possessions.

Send Free Domestic Satellite TV Products Catalog

Send International Satellite Catalog (For International Catalog add \$8.00 to cover S&H)

Name _____ Phone () _____

Address _____

City _____ State _____ Zip _____



Install A System, Upgrade & Repair Yourself And Save \$\$\$\$

Call Toll Free 800-334-6455 International 1-218-739-5231 Fax 218-739-4879

Serving the public since 1981
XANDI Electronics
 201 E Southern #111, Tempe AZ 85282

**SATISFACTION
 GUARANTEED!**

BUY WITH CONFIDENCE FROM XANDI
 • 30-DAY REFUND POLICY
 • NEW TELEPHONE TECH SUPPORT NUMBER
 (602-894-0992)

- Smallest FM transmitter anywhere!
- Tunes 88-108 MHz.
- Powerful 2 stage audio amplifier.
- Sensitive, picks up sounds at the level of a whisper.
- Up to 1 mile range.



XST500 SUPER-MINIATURE FM TRANSMITTER
 Worlds smallest FM voice transmitter. Use with any FM broadcast receiver. Easy to assemble, all chip (SMT) parts are pre-assembled to the circuit board.
XST500(E-Z) Kit \$44.95

- Smallest Phone transmitter anywhere!
- Tunes 88-108 MHz.
- No batteries required, powered by phone line.
- Up to 3/4 mile range.
- Attach to phone line anywhere in house, even inside phone.



XSP250 SUPER-MINIATURE PHONE TRANSMITTER
 Worlds smallest FM phone transmitter. Use with any FM broadcast receiver. Easy to assemble, all chip (SMT) parts are pre-assembled to the circuit board.
XSP250(E-Z) Kit \$34.95



TRANSITION 2000 VOICE CHANGING TELEPHONE
 STOP THOSE ANNOYING PHONE CALLS! Sound older and tougher when you want to. Not a kit, fully assembled. Single line phone operation only.
TRANSITION 2000 \$89.95

- Digital voice changing: male to female, female to male, adult to child, child to adult.
- 16 levels of voice masking.
- Button for normal operation.
- Complete anonymity on all calls
- Digital voice changing: male to female, female to male, adult to child, child to adult.
- Use with any modular phone.
- Connects between handset and phone.
- 16 levels of voice masking.

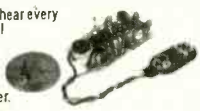
TRANSITION 2001 VOICE CHANGING Accessory
 STOP THOSE ANNOYING PHONE CALLS! Sound older and tougher when you want to. Use with single or multi-line phones. Not a kit, full assembled.
TRANSITION 2001 \$59.95

- Transmits both sides of phone conversation.
- Adjustable from 88-108MHz.
- Works with any FM broadcast receiver.
- Up to 1 mile range.
- Turns off when phone is not in use to extend battery life.



XTT100 LONG RANGE PHONE TRANSMITTER
 Similar to our very popular XSP500, the XTT100 is battery powered for maximum range. It plugs into any phone jack and transmits all calls on that line.
XTT100(C) Kit \$32.95

- Super sensitive, hear every sound in a house!
- Powerful 2 stage audio amp.
- Use with any FM broadcast receiver.
- Up to 1 mile range.
- Powered by 9V battery.



XFM100 MINIATURE FM TRANSMITTER
 The XFM100 has a super sensitive microphone and is capable of picking up sounds at the level of a whisper and transmitting them to any FM broadcast receiver.
XFM100(C) Kit \$32.95

- Transmits a continuous beeping tone.
- Adjustable from 88-108 MHz.
- Up to 1 mile range.
- Works with any FM broadcast receiver.
- Operates at battery voltages of 3 to 18 volts.



XTR100 TRACKING TRANSMITTER
 Measuring 7 by 2 1/4 inches, the XTR100 is ideal for use in locating lost model rockets, bicycles, automobiles, games of hide-and-seek, and contests.
XTR100(C) Kit \$43.95

- Uses sensitive microwave transistor amplifier.
- Covers 1 to 2000 MHz.
- Compact hand held unit.
- Uses Miniature loudspeaker (not included) for audio indication of detected signals.



XBD200 SUPER SENSITIVE BUG DETECTOR
 When the XBD200 intercepts a signal in the 1 to 2000 MHz range, it emits a growl that increases to a high pitched squeal as the signal strength increases.
XBD200(C) Kit \$49.95

- XLC900 800-950 MHz SCANNER CONVERTER KIT
- If your scanner can receive 400-550 MHz, just add the XLC900 for uninterrupted 800-950 MHz coverage. It converts all 800-950 MHz signals down to 400-550 MHz so your scanner can receive them! Add our custom case and knob kit for that "professional" look.
- XLC900 Kit \$49.95
- XLC-Case Kit \$13.95



- XLA1000 AMPLIFIER KIT
- Designed to help scanners with poor sensitivity pull in those weak signals. Includes on/off/pass switch for returning to normal operation and front panel gain control. Add our custom case and knob kit for that "professional" look.
- XLA1000 Kit \$24.95
- XLA-Case Kit \$13.95



Master Card VISA WE ACCEPT VISA, MC, MO, COD TOLL FREE ORDER LINE 1-800-336-7389 SEND MAIL ORDERS TO: XANDI ELECTRONICS BOX 25647 TEMPE, AZ 85285-5647

CIRCLE 281 ON FREE INFORMATION CARD


RYHM KITS



TO ORDER CALL: 1-305-380-6230
 SEND MAIL ORDERS TO: P.O. BOX 832952
 MIAMI, FLORIDA 33283 (VISA, MC, CHECK)
 RYHM offers high quality components,
 Innovative and reliable designs.
 Great for school projects and the hobbyist.


LIGHT/DARK SWITCH

Detects Light or Dark. Can be used to control security & indoor lights, alarms, motors, etc. Sensitivity adjustment, latching / reset function and Normally open & closed output relay. 0.6 Amps @ 120v switching capability. Terminal Block
 Dimensions: 2.850 x 3.20 Inches
 Kit # 93-P01:.....\$ 19.95



INFRARED 0 - 99 COUNTER

When the Infrared transmitter beam is interrupted the LED display counts up from 0 to 99 and recycles. Great for counting objects, laps or anything you can think of. Includes a reset button and a push-button for manual counting.
 Dimensions: 2.70 x 3.10 Inches
 Kit # 93-P02:.....\$ 16.95




DC POWER SUPPLY

Fuse Protected, 3 individual fixed outputs, terminal block and output voltage LEDs.
 Input: 12 - 18v AC or DC
 Output: 5V DC @ 0.5 amps
 9V DC @ 1.0 amps
 12V DC @ 1.0 amps
 Transformer sold separately....\$ 5.00
 Dimensions: 2.670 x 4.150 inches
 Kit # 93-P03:.....\$ 14.95




7-CH. CONTROLLER / EXPERIMENT WITH EPROMS

This EPROM light chaser consists of 7 channels. Includes speed control, reset & music input. EP1 (Nite Rider) Included. Extra Programs ..\$ 5.95 ea.
 EP2 - Worm Chaser EP4 - Centipede
 EP3 - Mirror Image EP5 - Disco Chase
 EP6 - Combo (includes all of the above)
 Dimensions: 2.765 x 3.975 Inches
 Kit # 93-P04:.....\$ 24.95



7-CH. CONTROLLER DRIVER

For use with the above kit. Easy ribbon connector interface. Fuse protection, Optoisolated Triacs switch up to 1 amp of current @ 120 Vac per channel. Great for controlling incandescent lights, motors or any AC equipment. Ideal for disco lights. Easy to connect terminal block. Dim.: 3.80 x 3.935 inches
 Kit # 93-P05:.....\$ 19.95



** ALL PRICES AND OFFERS EFFECTIVE THROUGH 09/30/93
 ** 10 % OFF WHEN ORDERING MORE THAN 1 KIT AT A TIME.


Electronics Now, September 1993

Panasonic® Converters

\$59 EA.

- WIRELESS REMOTE
- PARENTAL LOCKOUT
- 550 MHZ / 99 CHANNELS
- SLEEP TIMER
- 5 YEAR WARANTEE

WITH PURCHASE OF AN ADD-ON DESCRAMBLER



JERROLD
COMMUNICATIONS

New!
\$74⁹⁹

ALL DIGITAL PREMIUM
DESCRAMBLER WITH GAL 6001
CHIP FOR PERFECT PERFORMANCE.
NO FLASHING, NO JITTERS.
WORKS ON ANY IMPULSE OR
STARCOM TRI-MODE SYSTEM.

Also FTB.....\$44⁹⁹ MINI TVT \$49⁹⁹
TVT-3G...\$49⁹⁹ SB-3\$34⁹⁹

PIONEER

OUR FACTORY FRESH DIGITAL
ADD-ON USES A GAL 6001
CHIP TO ENSURE TOTAL COMPATIBILITY
AND A STABLE PICTURE ON ALL
PIONEER SYSTEMS.


New!
\$99⁹⁹

**Scientific
Atlanta**

FACTORY FRESH, ALL DIGITAL
WITH GAL 6001
FOR A SHARP, CRYSTAL CLEAR PICTURE
GOOD FOR ALL SA-DF SYSTEMS.

New!
\$74⁹⁹


Also SA-3, SA-3B\$44⁹⁹



Test Kits

WITH INSTRUCTIONS

STARCOM 6\$25⁹⁹
STARCOM 7\$25⁹⁹
ZENITH\$16⁹⁹



8580 w/7 BUTTONS\$39⁹⁹
8580 w/6 BUTTONS.....\$24⁹⁹
TOCOM 5507 & 5503 . \$24⁹⁹

Original Factory Equipment

IN FULL TEST MODE WITH REMOTES



ZENITH ST 1600.....\$199⁹⁹
TOCOM 5507\$259⁹⁹
JERROLD 400.....\$89⁹⁹
REGENCY 450.....\$89⁹⁹

NOTICE: We have Complete Confidence in our products, and we back it up with a
30 DAY MONEY BACK GUARANTEE! No Restocking Fees, No Hassle!

Your Satisfaction is Guaranteed!

All Prices are for 5 or more pieces, call for sample prices or larger quantities.

Highlander
Cable Co.

800-248-4294

CIRCLE 306 ON FREE INFORMATION CARD

CELLULAR TELEPHONE MODIFICATION HANDBOOK

How do you reprogram cellular phones?

- How to have two phones with the same number
- Descriptions of cellular phone's vulnerabilities
- Techniques for decoding & changing cellular phones' NAMS and ESN's
- Where to buy programming devices
- Chip supplier's phone numbers
- Instructions on how to change phone numbers on all models
- Cellular phone manufacturer's ESN codes



*We now offer cellular phones cloned with your existing number! Buy a handheld, transportable or car mounted phone from us or we can convert your phone!
Call for details.*

Complete Manual only \$79.95

M.O. or C.O.D. to **SPY Supply** 7 Colby Court Suite 215, Bedford, NH 03110 (617) 327-7272

Sold for educational purposes only

CIRCLE 300 ON FREE INFORMATION CARD

Professional Tool Case



**Save
\$25.00**

**SPECIAL
\$79.95**

Reg. \$105.00
Model XPB6

Two removable
pallets hold over
60 tools.

This handsome case helps the professional field engineer organize and transport valuable tools and instruments. Case is made of black high density polyethelene that will not break in cold weather, even if you jump on it! Comes with full-length piano hinge, snap-action key locks and a padded handle. Tools not included.

Size: inside dimensions 18 3/4" x 13 1/4"
Offer expires September 30, 1993
while supplies last.

**To order call:
1-800-225-5334**

Same Day Shipment!

Money Back Guarantee!

Terms: VISA, MC, Amex
POs from qualified firms accepted
Add \$6.75 for packing & delivery.



FREE CONTACT EAST CATALOG

Contains thousands of products for testing, repairing & assembling electronic equipment. To get your free catalog call today.

CIRCLE 227 ON FREE INFORMATION CARD

LASERS

HELIUM NEON FROM \$19
ARGON * BOOKS
CO² * PLANS
OPTICS * LIGHTSHOWS
LASER DIODES
LASER POWER SUPPLIES

LASER USES:
HOLOGRAPHY * LIGHTSHOWS
PRINTING * COMMUNICATION
WEAPON SIGHTS * ALIGNMENT
ALARMS * POINTERS
CUTTING * CONSTRUCTION

FREE CATALOG 1-909-278-0563

MWK INDUSTRIES

VISA C.O.D.

198 LEWIS COURT
CORONA, CA 91720

CIRCLE 256 ON FREE INFORMATION CARD



STARTEK INTERNATIONAL INC. FREQUENCY COUNTERS

Auto Trigger & Hold

now, for the first time, available on inexpensive, portable counters with our new **ATH™** Series. This feature is the most significant improvement ever made to the pocket sized counters! It allows "Hands Free" operation to automatically *read & hold* a signal as quick as 80 ms or 8% of a second.

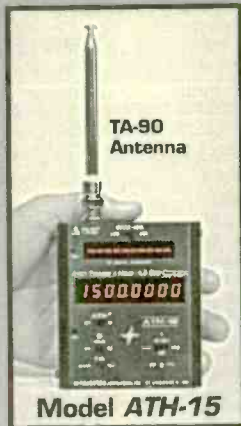
Our **ATH™** circuitry is *super fast* because it does not require the time for multiple readings, like digital filtering techniques.

The **ONE-SHOT ATH™** feature is standard on the **ATH-30**. Using controls and indicators on top of the unit, it will hold the first reading until manually reset. (The **ONE-SHOT** feature is a \$40 option on the **ATH-15**.)

Say goodbye to random counting & false readings with the **ATH™** Series

ATH™ Series features include:

- Easy to use - simple controls
- Ultra fast response time - 800% faster
- Extra bright LED digits
- 3-5 hour battery operation
- Automatic clean dropout
- Maximized sensitivity, <1mv typical
- 4 GHz signal strength Bar Graph
- 2 ranges - 6 fast gate times
- 9-12V auto-polarity power jack
- **StarCab™** aluminum cabinet

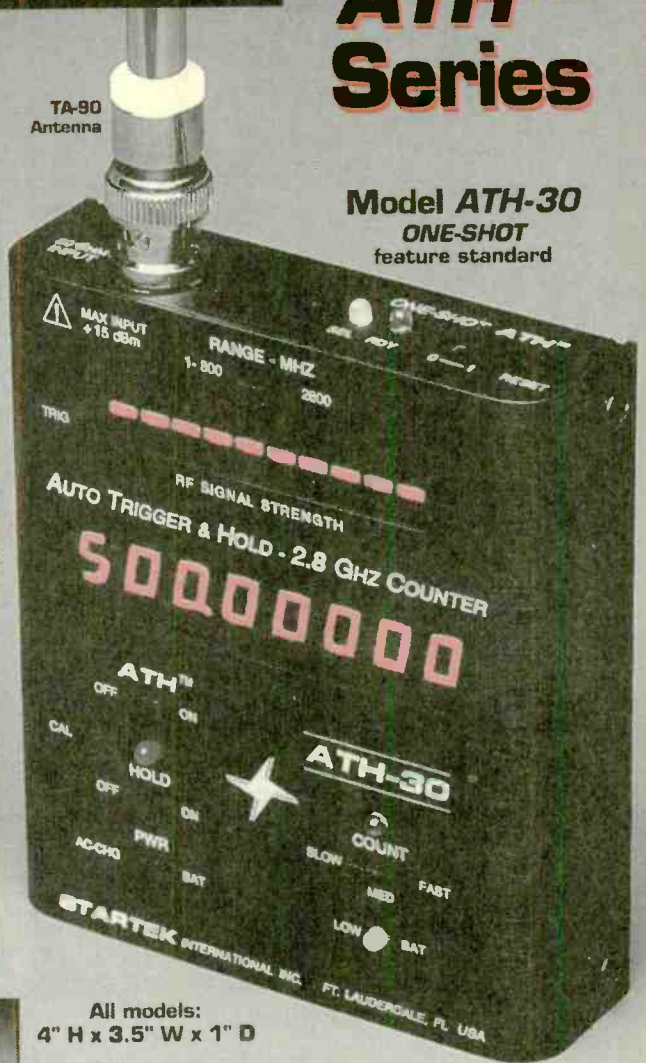


**ALL MODELS
MADE IN U.S.A.**

**NEW
WARRANTY
5 years all parts
1 year labor
ALL MODELS**

New ATH™ Series

**Model ATH-30
ONE-SHOT
feature standard**




All models:
4" H x 3.5" W x 1" D



In Stock...Same Day Shipment

Frequency Counters		SPECIAL
1350	1-1300 MHZ 3 gate times, quality & economy	119 \$129
3500	10 HZ-3500 MHZ Extremely wide frequency range	239 250
15-BG	(not shown) 1-1500 MHZ Ultra high sensitivity, Bar Graph	169 220
35-BG	1-3200 MHZ Ultra high sensitivity, Bar Graph	249 265
New ATH™ Series		
ATH-15	1-1500 MHZ, ATH	199 235
ATH-30	1-2800 MHZ, ATH, ONE-SHOT	259 299
HST-15	HIGH STAB TCXO fact. inst. option, 0.2 PPM accuracy	100 125
Accessories		
A CC-90	Case for all models	12.
B TA-90	Telescope BNC antenna	12.
C TA-90-L	Telescope elbow antenna.	16.
D RD-150	150 MHZ rubber duck	16.
E RD-2750	27-50 MHZ rubber duck	28.
F RD-800	800 MHZ rubber duck	29.
G M-207-IC	Interface cable for MFJ-207	10.
H P-110	200 MHZ, 1x, 10x probe	39.
J LP-22	Lo-Pass, audio usage probe	25.
K DC-10	Direct, 50 OHM probe	20.

**ALL
FREQUENCY
COUNTERS
PRICED WITH
NI-CADs &
AC ADAPTOR**



Factory Direct
Order Lines
SAME DAY SHIPMENT
Orders & Information
305-561-2211
Orders Only
800-638-8050
FAX 305-561-9133



STARTEK INTERNATIONAL INC.
398 NE 38th St., Ft. Lauderdale, FL 33334

Terms: Shipping/handling charges U.S. & Canada 5% (\$5 min., \$10 max) Others add 15%. FL residents add tax. COD fee \$5.
VISA, MC, Discover accepted. Prices & specifications subject to change without notice or obligation.

CIRCLE 301 ON FREE INFORMATION CARD

FOTRONIC

QUALITY ELECTRONIC
TEST EQUIPMENT

Sales • Service

• Specialists in - Fluke,
Hewlett Packard, Tektronix

• NIST Traceable/Mil Spec 45662A
Calibration Available

*We buy surplus
Electronic Equipment
FAX your list!!!*

TECHNICAL SUPPORT

Oscilloscope Specials

Tek 465	100 MHZ	\$419.00
Tek 465B	100 MHZ	\$539.00
Tek 475	200 MHZ	\$619.00
Tek 475A	250 MHZ	\$719.00

ALL EQUIPMENT SOLD WITH WARRANTY

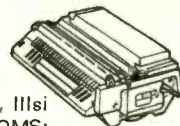
For more GREAT VALUES Call, Write, or FAX
P.O. Box 708, Medford, MA 02155

(617) 391-6858 FAX (617) 391-6903

Toner Cartridge Recharge

Kits—Supplies—Service

Everything you need to recharge toner cartridges used with Canon based laser printers and personal copiers.



Use with HP: LaserJet, II, IID, IIP, III, IIIP, IIIi; Apple: LaserWriter, LaserWriter IINT, IINTX, QMS; Kiss, PS-800, PS-810, Canon: LB-P8A1, A2, II, OKI, NEC, Ricoh, etc. With our **Kits—Supplies—Service** you can start your own profitable recharge business or just recharge your own cartridges.

Model	Recharge Kits/Supplies	Dealers Please Call	Retail
TR-300	Recharge Kit for CX type laser printer engines.	\$21.95	
TR-302	Recharge Kit for SX type laser printer engines.	\$26.30	
TR-304	Recharge Kit for HP IIP (LPB-4) laser printer.	\$21.95	
TR-325	Recharge Kit for PC-10/12/14/20/24/25 copier.	\$25.50	
TR-370	Recharge Kit for Sharp Z-50/55/70 copier.	\$34.95	
4080	Replacement Toner Kit for Ricoh 4080 laser.	\$35.95ea/5	
6000	Replacement Toner Kit for Ricoh 6000 laser.	\$14.25ea/10	
9710	200 grms of high quality black toner for CX.	\$9.95ea/10	
9730	250 grms of high quality black toner for SX.	\$12.50ea/10	
8011-Blue/Br	200 grms of Blue/Brown toner for CX & SX.	\$22.95ea/10	
8057	150 grms of high quality black toner for PC.	\$10.95ea/10	
Felt-CX,SX	replacement treated felt for all models.	\$0.90ea/10	
SS-CX,SX	seal strips for sealing in toner for reshipping	\$0.85ea/10	
DPP	Drum Padding Powder (pixie dust)	\$12.95	
EverDrum™	OPC drum life extender agent. 40+ applications	\$34.95	
C2094	3M Toner Vacuum with attachments.	\$199.95	

Instructions Available Free to Customers!

Call 800-221-3516 ask for our catalog.



Chenesko Products, Inc.

2221 Fifth Ave., Suite 4, Ronkonkoma, NY 11779
Call: 516-467-3205, Fax: 516-467-3223



LOOKING FOR TEST EQUIPMENT NIGHT VISION or ELECTRONICS?

TEST EQUIPMENT SPECIALS

TEKTRONIX MAINFRAMES

7854, 400MHz Digital, GPIB, 7A24x2 D/T vert., 7B70 & 7B71.....	\$1895
7904, 500MHz M/F with 7A26x2 D/T vert. amp, 7B70 & 7B71 T/B.....	\$950
7623, 100MHz Storage with 7A18x2 D/T vert. amp, 7B53 T/B.....	\$995

PORTABLE PACKAGE DEALS

TEK 465, 100MHz, Dual Trace, Delayed Sweep, With Manual.....	\$495
TEK 465B, 100MHz, Dual Trace, Delayed Sweep, With Manual.....	\$595
TEK 475, 200MHz, Dual Trace, Delayed Sweep, Probe & Manual....	\$725
TEK 485, 350MHz, Dual Trace, Delayed Sweep, Probe & Manual....	\$995

FANTASTIC FIND FOR COLLECTORS

M36E INTENSIFIED TANK PERISCOPE and SIGHT. Complete with 25mm Image Intensifier. These sights were removed from U.S.M.C. Bradley light armoured vehicles. They are in very good condition. Each offers two viewing systems. One eyepiece provides range during daylight operation and has lighted reticle. The second eyepiece provides an intensified view for night operation. Requires only 3VDC power. External Intensifier gain control and variable reticle brightness control. VERY LIMITED QUANTITY.

Complete tank sight system.....\$995

LASER DIODE SUPER DEAL!

The smallest 5mW LASER module or the slimmest LASER PEN

This is the best laser value ever offered. Our 3VDC powered module is only 11x22mm. A mere (.43" diam. x .86" L) Hitachi, 5mW index guided laser, AR coated glass collimator and smt. pwr. supply in a machined brass package. Now you can use lasers in even the smallest locations. Our truly pen sized pointer with it's beautiful black anodized body looks like a fine writing instrument. Identical laser as our module. Operates on two readily available 'AA' cells (included) Padded velvet case (included). Others charge twice our price. Why pay more? **LASER MODULE, SPECIAL...\$69 LASER PEN, SUPER SPECIAL...\$89.**

SEE IN ALMOST TOTAL DARKNESS! Starlight scope kit. Includes 2nd GEN. Intensifier module, new 50mm f1.8 objective and 10X focusing eyepiece. Just add your housing and 3VDC for a complete night vision system.

COMPLETE KIT.....\$725ea. or MODULE ONLY less optics.....\$575

25mm IMAGE INTENSIFIER MODULE type MX9644 complete unit with power supply. Housed in standard MIL package. Provision for external gain control using external pot. Requires only 3VDC. **Our night vision modules are far superior to foreign devices!** COMPLETE MODULE...\$795

NIGHT VISION POWER SUPPLY

VARO type 3093A Military unit. 15KVDC out with 1.5VDC input! Commonly used in IR viewers and related. LIKE NEW CONDITION.\$50ea.



RESOURCES UN-LTD.

THE QUALITY YOU DESERVE AT PRICES YOU CAN AFFORD

60 DAY REPAIR OR REPLACEMENT GUARANTEE. MANUALS INCLUDED IF AVAILABLE. TECH. SUPPORT AVAILABLE.
VISA, MC, AMEX or COD. PHONE: 603-668-2499 FAX: 644-7825

CRESTWOOD PRODUCTS

1825 E. OAKTON ST. DES PLAINES IL 60018
 ORIGINATOR, MANUFACTURER & DISTRIBUTOR

VU-THRU VCR DIAGNOSTIC TOOL

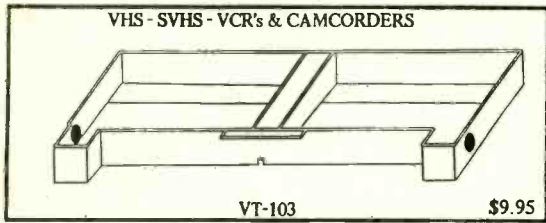
1-800-544-8583

fax 1-708 296-3356 24HRS 7 DAYS
 USA & CANADA ORDER TOLL FREE

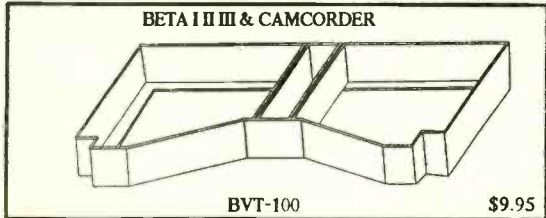
UNITED STATES PATENT NO. 5,055,960

A USEFUL AND WORTHWHILE TOOL for the
 *PROFESSIONAL *STUDENT *EXPERIMENTOR


A PRECISION MOLDED, HIGH IMPACT, CLEAR PLASTIC TOOL THAT REPLACES THE VIDEO CASSETTE WHILE DIAGNOSING THE PROBLEM. THE VCR OR CAMCORDER WILL FUNCTION IN ALL MODES AND THE MECHANISM WILL BE OPEN FOR INSPECTION, MEASUREMENT & ADJUSTMENT



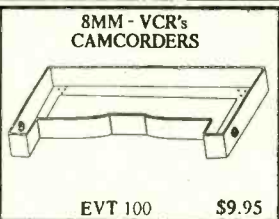
VT-103 \$9.95



BVT-100 \$9.95



CVT 100 \$9.95



EVT 100 \$9.95

NOTICE !!
 THE ORIGINAL VHS VU-THRU TOOL WILL WORK IN ALL VCR'S, NEW UNITS OR OLDER UNITS-FRONT LOAD,-TOP LOAD,-SIDE LOAD, AND CAMCORDERS. INCLUDING THE DISCONTINUED "G" CHASSIS VCR'S.

(see page 9 of our up-dated ILLUSTRATED & COPYRIGHTED instruction manual)

INSTRUCTION MANUAL

HOW TO:

- * Clean Video Heads pg 3
- * Check tape end sensors pg 5
- * Renew drive wheels pg 4
- * Adjust loading posts pg 7
- * Renew pinch roller pg 6
- * Clean erase & audio heads pg 7
- * Check Spindle sensors pg 8
- * Adjust tape guides pg 9
- * Adjust Tracking head pg 7
- * USE IN "G" CHASSIS pg 9
- * PLUS MANY TIME SAVING TIPS

FREE

WITH ANY ORDER
 5 HEAD CLEANING SWABS
 1 OZ. HEAD CLEANING FLUID
 1 RUBBER RENOVING TOOL
 1 INSTRUCTION MANUAL

ANY ONE TOOL \$ 9.95 ea.
 \$ 3.50 S&H
 \$ 13.45 total

ANY TWO TOOLS \$ 19.90
 WE PAY S&H

ORDER ALL FOUR \$ 29.85
 WE PAY S&H

COD add \$ 4.50
 IL.. orders add 7% sales tax

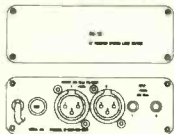
VISA

MASTERCARD

CIRCLE 229 ON FREE INFORMATION CARD

SOLVE YOUR AUDIO PROBLEMS

CONVERT YOUR CONSUMER GEAR TO PRO



PO-55
 -10 TO +4 BOX
 \$219.00

FOR CONSUMER TYPE TAPE, CD, ETC. TO PRO; AC POWERED; SMALL SIZE 4.5" x 1.5" x 4.5"; CAN BE RACK MOUNTED (WITH PO-43)


ELIMINATE HUM, BUZZ AND GROUND LOOPS IN 600Ω LINES



IL-19
 IN-LINE TRANSFORMER
 \$55.50

BROAD FREQUENCY RESPONSE, 20-20 KHZ; LOW DISTORTION; IT REALLY WORKS!

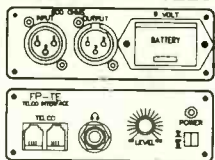
ADD ANOTHER MIC INPUT



PO-41
 AC POWERED SEMI-PRO MIC-LINE DRIVER
 \$185.00

TRANSFORMER-BALANCED INPUT WITH PHANTOM POWER; CONSUMER LEVEL OUTPUT; SCREWDRIVER ADJUSTABLE GAIN; AC POWERED; BROAD FREQUENCY RESPONSE; LOW DISTORTION; SMALL SIZE (4.5" x 1.5" x 4.5"); CAN BE RACK MOUNTED (WITH PO-43)

FOR SPORTS REMOTES USING DIAL-UP TELCO



FP-TE
 TELCO INTERFACE
 \$185.00

LINE LEVEL INPUTS AND OUTPUTS; A SIMPLE 2W TO 4W CONVERSION; CAN LISTEN, TRANSMIT AND RECEIVE SIMULTANEOUSLY; BATTERY POWERED; SMALL SIZE (4.5" x 1.5" x 6"); COMES WITH A PLASTIC CARRYING CASE

PREPAID ORDERS RECEIVE A 20% DISCOUNT AND FREE SECOND DAY FREIGHT (THIS OFFER AVAILABLE ONLY IN CONTINENTAL U.S.)

USA AND CANADA ORDERS (800) 634-3457

FAX ORDERS (800) 551-2749

SESCOM, INC.

2100 WARD DRIVE

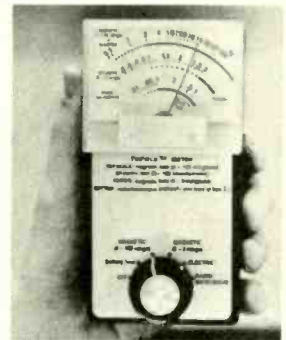
HENDERSON, NEVADA 89015 USA

TECHNICAL HELP (702) 565-3400

CALL OR WRITE FOR YOUR FREE AUDIO CATALOG OF OVER 350 PRODUCTS!



NOW YOU CAN "SEE" INVISIBLE FIELDS AND AVOID THEM



Most homes and offices have hot spots with strong artificial electro-magnetic fields, where chronic exposure may cause mental or physical problems. Even the EPA names these fields as suspected carcinogens. You can reduce your risk by avoiding these high-field areas.

The **TriField™** meter detects far more of these fields than any other electromagnetic pollution meter. It's the only one that independently reads AC electric fields, AC magnetic fields, and radio/microwaves. It also reads field strengths in all directions simultaneously. Every other meter that sells for under \$500 reads only magnetic and only in one direction — they can entirely miss a magnetic field unless pointed correctly and are blind to radio/microwaves and electric fields, both of which cause biological effects.

The **TriField™** meter reads all three types of fields numerically and with a SAFE/BORDERLINE/HIGH SCALE, weighted proportional to effect on the body. Thresholds are based on epidemiological and laboratory studies. (While no absolute hazard thresholds have been established, reduction of relative exposure is prudent.)

The **TriField™** meter comes ready-to-use with battery, instructions, and one-year limited warranty. The cost is \$144.50 postpaid.

AlphaLab, Inc. / 1280 South Third West / Salt Lake City, UT 84101-3049
 For literature and information, call (503) 621-9701

CIRCLE 307 ON FREE INFORMATION CARD

OCEAN STATE ELECTRONICS

PROFESSIONAL, AMATEUR, OR COMMERCIAL — WE'RE YOUR ONE STOP ELECTRONIC SOURCE
CALL OR WRITE FOR OUR FREE 112 PAGE CATALOG 1-401-596-3080

DELUX CODE KEY



Adjustable, heavy duty brass base with ball bearing pivots. Designed for hard usage. 3/16" plated contacts.

\$11.75

MASTERING THE MORSE CODE

This book teaches the beginner how to learn the Morse Code. Some of the topics covered are Rules for practicing the Morse Code, the code alphabet, how to send and receive code, how to build and hook up a code practice oscillator. 32 pages.

\$2.50

MAGNET WIRE



Enamel coated solid copper. For winding coils, transformers and toroids. Prices for 1/4 lb. spools.

#143.25	#243.70	#344.80
#163.30	#263.76	#364.90
#183.35	#283.85	#384.95
#203.55	#304.00	#405.10
#223.65	#324.40	

REGULATED POWER SUPPLIES 13.8 VDC

Perfect for ham equipment, CB's, car stereo's and other 13.8 VDC items. LED on indicator, short circuit protection. Binding post output. 2 year warranty.



3 AMP\$29.50
4 AMP\$39.50
6 AMP\$46.50
10 AMP\$79.50
20 AMP\$119.50
30 AMP\$139.50

CODE PRACTICE OSCILLATOR & MONITOR IN KIT FORM OR WIRED

A solid-state code practice oscillator and monitor that uses the latest IC circuitry. It contains a 3" built-in speaker, headphones terminals, a volume control and a tone control. It is a attractively packaged with a two color panel. With the addition of a few parts, the unit can easily be converted into CW monitor. It can there fore be used as an operating aid after the code has been learned.



Kit\$19.95
Wired\$24.95

MAKE CIRCUIT BOARDS THE NEW, EASY WAY WITH TEC-200 FILM

JUST 3 EASY STEPS:

- Copy circuit pattern on TEC-200 film using any plain paper copier
- Iron film on to copper clad board
- Peel off film and etch

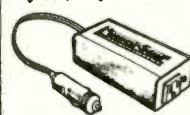


Convenient 8 1/2 x 11 size
With Complete Instructions

5 SHEETS\$6.25
10 SHEETS\$10.75
20 SHEETS\$16.25
50 SHEETS\$33.50

200 WATT INVERTER

Plugs into your lighter and runs:



- Ham Equipment
- Lights
- Soldering Iron
- Computer
- Power Tools
- Shaver
- 13" TV with VCR
- MUCH MORE

Model: POW 200
Input: 10 to 15 volts DC
Output: 115 volts AC true RMS
Power: 400 Watts peak
200 Watts for 2 minutes
140 Watts continuously
5" x 2 1/2" x 1 7/8"

Weight: 15 ounces
Warranty: 3 year **\$99.95**

TOROIDS

IRON		FERRITE	
T-25-240	FT37-4380		
T-25-640	FT37-6160		
T-37-645	FT37-7760		
T-37-1245	FT50-4375		
T-50-255	FT50-6175		
T-50-355	FT50-7775		
T50-655	FT82-431.00		
T68-075	FT82-671.00		
T68-275	FT82-681.00		
T68-675	FT114-612.18		
T80-285	FT140-434.10		
T200-24.00	FT240-618.00		

WE STOCK A COMPLETE LINE OF
TOROIDS AND BEADS.

Q-DOPE



Solution of pure polystyrene in solvents. Dries fast and leaves a clear, protective coating on toroids, coils and transformers, with no or minimal effect on inductive values. May also be used as a cement for molded or fabricated items made of polystyrene.

(Bottle with Brush 2 fl. oz. 59 ml)\$3.75

GET THAT HAM TICKET THIS YEAR WITH OUR NOVICE CODE AND THEORY PACKAGE

"COMMUNICATE WITH THE WORLD THROUGH HAM RADIO" is a complete Novice Training package. It contains a 14 lesson theory course and a Novice code cassette that teaches how to send and receive code up to 8 WPM and a 32 page book.

The package also contains FCC-type code and theory examinations. No previous experience required. This package is your fastest way to a Novice Ham ticket. Contains 2 books and 1 tape.

NP-1\$10.95

MINI-CIRCUITS SBL-1 DIODE RING MIXER



Double balance Mixer
LO/RF - 1-500MHz
RF DC - 500 MHz

\$6.75

DIGITAL CAPACITANCE/ INDUCTANCE METER



DIGITAL LCR METER measures inductance, capacitance and resistance. At Last! An LCR meter that everyone can afford. Now you can measure coils, transformers, chokes from 1µH to 200H. Capacitors from .1 pfd to 200 mfd and resistors from .1 ohms to 20 meg ohms. All in one handheld instrument.

MODEL LCR-1801\$119.95

VERNIER DIALS




1-1/2" Diameter 0-10 Marking\$8.25
1-1/2" Diameter 0-100 Marking\$9.25
2" Diameter 0-100 Marking\$10.25

SIGNETICS NE602AN



Balanced Mixer/OSC. Popular IC among experimenters for building DC and super-het receivers.
\$2.49 BUY 3 OR MORE ...\$2.25

SHORTWAVE CONVERTER KIT



Bring some interest to those long commutes to and from work, this shortwave converter is the ticket. The SC-1 converter brings the sounds of the world right into your car radio or home stereo (set to AM broadcast band). Front panel push switch lets you choose between regular AM radio between any two bands of interest, each 1 MHz wide. Set one range for daytime frequencies and one for night time when propagation is different, choose any two frequencies between 3 and 22 MHz. Frequencies are tuned on your AM radio, making it easy to log stations or set presets. Built-in antenna switch automatically switches existing AM antenna to either the radio or converter, making hook-up easy. A handsome matching case and knob set puts the finishing touches on your kit.

SC-1 CONVERTER KIT\$27.95
CSC MATCHING CASE SET\$12.95

SIGNAL INJECTOR/ TRACER KIT

This handy tester is both a signal generator and receiver. As a generator use it to check out an amplifier, stage by stage. Also tests AM radio IF and RF stages. As a receiver you can pin point where a defective part exists. Will transmit and receive simultaneously.



\$18.95

LOGIC PROBE KIT

Hand held Digital Logic Probe provides convenient and precise use in the measurement of logic circuits. It displays logic levels (high or low), pulses and voltage transients down to 300 nanoseconds. High intensity LED readouts provide instant response to the logic state.



\$18.95

LINEAR IC'S

NE555	.25
NE564	1.75
LM739N	.65
LM741	.30
UA7805	.39
UA7812	.39
UA7912	.75
LM317T	.69
CA3126E	1.60
CD22402E	9.95

TRANSISTORS

PN2222A	.10
2N2222A	.32
2N3055	.69
2N3553	2.75
2N3673	.40
2N3866	1.05
2N3904	.10
2N3906	.10
2N4401	.15
MPF102	.49

THE FORREST MIMS ENGINEERS NOTEBOOK

This newly-revised edition contains hundreds of proven, tested circuits—hand-drawn by Forrest—using today's most popular linear, TTL, and CMOS ICs. Forrest gives you full data for each device and circuit—pin numbers, logic tables, supply voltages, and signal waveforms—so you can quickly duplicate each circuit, there's also practical information on construction methods, troubleshooting, and interfacing different IC families. If you work with ICs you gotta get this book!

25941\$14.95

MULTIVOLTAGE AC ADAPTER

Rated 500MA
Input 117VAC
Output 3V, 4.5V, 6V,
7.5V, 9V, 12V DC
Polarity switch
Universal plug



\$5.95

RECTIFIER DIODES

1N4001	.09
1N4002	.09
1N4003	.10
1N4004	.10
1N4005	.12
1N4006	.15
1N4007	.17
1N5400	.20
1N5401	.20
1N5402	.20
1N5404	.25
1N5406	.25
1N5407	.25
1N5408	.25

COPPER CLAD PC BOARDS

One oz. copper, phenolic base.



7" x 5" SINGLE SIDED\$1.50
3 1/4" x 6 1/2" DOUBLE SIDED\$1.25



AIRCRAFT RECEIVER KIT

...puts you in the pilots seat!!

Tune into the exciting world of aviation. Listen to airlines, big business corporate jets, hot-shot military pilots, local private pilots, control towers, approach and departure radar control and other interesting and fascinating air-band communications. You'll hear planes up to a hundred miles away as well as all local traffic. The AR-1 features smooth variable tuning of the entire air band from 118 to 136 MHz, effective AGC, superhetrodyne circuitry, squelch, convenient 9 volt operation and plenty of speaker volume. Don't forget to add our matching case and knob set for a fine looking project you'll love to show. Our detailed instruction manual makes the AR-1 an ideal introduction to two life-long fascinating hobbies at once—electronics and aviation!

AR-1 AIRCRAFT RADIO KIT\$24.95
C-AR CASE SET FOR AR-1\$12.95

LEARN COMPUTER THEORY BY BUILDING THIS KIT DIGITAL TRAINER MODEL MM-8000

Starting from scratch you build a complete computer system. Our Micro-Master trainer teaches you to write into RAMs, ROMs and run a 8085 microprocessor. You will write the initial instructions to tell the 8085 processor to get started and store these instructions in permanent memory in a 2816 EPROM. Teaches you all about input and output ports, computer timers. Build your own keyboard and learn how to scan keyboard and display. No previous computer knowledge required. Simple easy to understand instruction teaches you to write in machine language. Upon completion of the course you will be proficient in computer technology.

- Uses the 8085 Microprocessor
- Uses the 2816 EPROM, electrically erasable programmable ROM
- Uses the 8156C, 2048 Bit static MOS RAM with I/O ports and timer
- Memory expandable option
- Built in 5V power supply
- 28 key keyboard
- Complete with lesson manual, instructions and experiments



\$119.95

TO ORDER

Call 1-800-866-6626 ORDERS ONLY
(Catalog requests can not be taken on toll free number.)

8 a.m. - 5 p.m. EST
Monday through Friday



OR WRITE TO:
Ocean State Electronics,
P.O. Box 1458, Westerly, R.I. 02891

OR FAX TO: CATALOG REQUESTS
(401) 596-3590 (401) 596-3080

If paying by CREDIT CARD include Card No. and Expiration Date

Mail in orders please include \$4.50 shipping
ALASKA & HAWAII \$9.00
CANADA \$7.00 - OVERSEAS \$12.00
Minimum order \$10.00 (before shipping)
R. I. Residents add 7% Sales Tax

ORDERS RECEIVED BY 1:00 PM EST—SHIP
SAME DAY! FREE SHIPPING ON ALL MAIL IN
ORDERS OVER \$50.00.

NOT VALID WHEN COMBINED W/CAT. ORDERS.
Applies to UPS Ground in Continental U.S. Only.

Catalog FREE to US Customers.
Canada, Please send \$2.00 (American funds or US stamps).
Overseas, Please send \$3.00 (American funds or US stamps).



SURPLUS TEST EQUIPMENT

HEWLETT PACKARD

11664A, Detector .01-18 GHz.....	\$150
11869A, RF Adapter.....	\$400
1630D, Logic Analyzer.....	\$1300
1722B, 275MHz Oscilloscope.....	\$800
1725A, 275MHz Oscilloscope.....	\$700
3310A, Function Generator .0005Hz to 5MHz.....	\$250
3311A, Function Generator 0.1Hz to 1MHz.....	\$200
3325A, Automatic Synthesizer 1uHz-21MHz.....	\$2750
3335A, Frequency Synthesizer 20Hz-80MHz.....	\$3250
334A, Distortion Analyzer.....	\$800
3435A, Digital Multimeter.....	\$200
3455A, Digital Voltmeter.....	\$600
3456A, Digital Multimeter.....	\$900
3466A, Digital Multimeter.....	\$350
3478A, Digital Multimeter, 5.5 Digit.....	\$500
3570A, Network Analyzer.....	\$800
3575A/001, Phase Gain meter 1Hz to 13MHz.....	\$950
3585A, 20Hz-40MHz Spectrum Analyzer.....	\$5000
4262A, LCR Meter.....	\$1800
432A, Power Meter.....	\$150
435A, Power Meter.....	\$250
436A/022, Power Meter.....	\$900
436A/022, Power Meter w/Cable and 8481A Sensor.....	\$1300
467A, Power Amplifier.....	\$300
5316A, Universal Counter DC-100 MHz.....	\$750
5328A/10/30/41, Universal Counter.....	\$500
5340A, Microwave Freq. Counter 10Hz-18GHz.....	\$1000
6012A, DC Power Supply, 0-60V, 0-50A.....	\$750
6111A, 0-20V, 0-1A Power Supply.....	\$75
6200B, Power Supply 0-40V 0-750mA.....	\$100
6205B, Dual Power Supply 0-40V 0-3A Dual Mtr.....	\$200

6227B, Dual Power Supply 0-25V 0-2A.....	\$500
6261B, Power Supply 0-20V 0-50A.....	\$700
6266B, Power Supply 0-40V 0-5A.....	\$500
6268B, DC Power Supply, 0-40V, 0-30A.....	\$750
6274A (Har.), Power Supply 0-60V 0-15A.....	\$300
6284A, Power Supply 0-20V 0-3A.....	\$250
6459A, 0-84V, 0-50A DC Power Supply.....	\$750
8411A/018, Frequency Converter .11 to 18GHz.....	\$500
8481A, Power Sensor.....	\$400
853A, Analyzer Display.....	\$1500
8552B, IF Section Plug-in.....	\$600
8552B & 8553B, Spectrum Analyzer w/141T Mainframe.....	\$1800
8552B & 8555A, Spectrum Analyzer w/141T Mainframe calibrated w/manuals.....	\$2250
8620C, Sweep Oscillator Mainframe.....	\$350
86240B, 2.0-8.4 GHz Sweeper Plug-in.....	\$1000
86245A, RF Plug-in, 5.9-12.4GHz.....	\$1200
86250D, RF Plug-in, 8.0-12.4 GHz.....	\$1100
8640A, Signal Generator 0.5 to 512MHz.....	\$1000
8640B Opt. 2, Signal Generator.....	\$3000
86601A, RF Section Plug-in.....	\$600
86602B, RF Section Plug-in.....	\$750
8660B/100, Synthesized Signal Generator.....	\$1500
8660C/100, Synthesized Signal Generator.....	\$2000
86631B, Auxiliary Section.....	\$150
8672A, Synthesized Signal Generator 2-18 GHz.....	\$6500

576, Curve Tracer.....	\$1800
7104, 1GHz Oscilloscope w/(2) 7A29, 7B10 & 7B15 Plug-ins.....	\$8000
7613, 100MHz Storage Mainframe.....	\$400
7844, 400MHz Oscilloscope Mainframe.....	\$750
7A13, Differential Comparator Amplifier.....	\$500
7A18, 75MHz Dual Trace Amplifier.....	\$125
7A22, Differential Amplifier.....	\$550
7A24, 400MHz Dual Trace Amplifier.....	\$400
7A26, 200MHz Dual Trace Amp, Plug-in.....	\$200
7B80, Time Base Plug-in.....	\$200
7B85, 400MHz Delaying Time Base.....	\$225
7L12, Spectrum Analyzer, 100KHz-1.8 GHz.....	\$2000

MISCELLANEOUS

B&L Stereo Zoom 4, Microscope, 10X Eyepieces Boom Stand & Illuminator.....	\$600
Ballantine 6127A, Oscilloscope Calibrator.....	\$600
Colby PG1000A, 1 GHz Pulse Generator.....	\$1250
Fluke 335D, DC Voltage Standard.....	\$1500
Fluke 382A, Current Calibrator.....	\$1000
Fluke 6010A, Synthesized Sig. Gen. 10Hz-11MHz.....	\$800
Fluke 6160B, Frequency Synthesizer.....	\$650
Hitachi MS-371, Sweep Generator.....	\$1200
Rockland 5100, Frequency Synthesizer.....	\$1000
Rockland 5600, .01-160 MHz Freq. Synthesizer.....	\$800
Sorensen DCR 80-33B, DC Power Supply, 0-80V, 0-33A.....	\$650
Wavetek 157, Waveform Synthesizer.....	\$600
Wavetek 2001, 1400MHz Sweep/Sig. Gen.....	\$800
Wavetek 278, 12 MHz Synthesized Function Generator.....	\$750

TEKTRONIX

1240, Logic Analyzer.....	\$600
1502 Opt. 004, TDR Cable Tester.....	\$1700
491, .01-12.4GHz Spec. Analyzer.....	\$900
492 Opt. 002, Spec. Analyzer.....	\$6500

(818) 967-0846 **R & S Surplus** **FAX (818) 967-1999**

1050 E. CYPRESS STREET, COVINA, CA 91724

CIRCLE 297 ON FREE INFORMATION CARD

MARK V - YOUR ELECTRONIC PROJECT SOURCE!

Challenge yourself by building your own kits for School or Fun!!! Dealer Inquiries Welcome • Since 1985

▲ Indicates the level of difficulty in the assembling of our Products. ▲ Beginner ▲▲ Intermediate ▲▲▲ Advanced ★ Fully Assembled
Special offer with your purchase on Amplifier + (Toroidal) Transformer + Metal Cabinet/Capacitors!

300W MOSFET AUDIO MONO POWER AMPLIFIER AF-3 ▲▲▲



Power Output: 300W into 4 ohms RMS (0.1% THD), 200W into 8 ohms RMS (0.02% THD) • Frequency Response: 10 Hz - 20 KHz • Total Harmonic Distortion: Less than 0.03% • Input Sensitivity and Impedance at 1 KHz, IV 47K • Load Impedance: 4 - 16 ohms • Power Requirements: ±55 to ±65V DC 8A. May use Mark V Model 009 Transformer • Suggested Capacitor 10,000uF/100V Model 019 • Suggested rack mount cabinet: Model LG-1925

Kit: \$165.00
Assembled & Tested: \$195.00

FULLY COMPLEMENTARY SYMMETRICAL FET STEREO PRE-AMP TA-377A ▲▲▲



Frequency Response: 10 Hz - 100 KHz • RIAA Curve Deviation: ±0.2 dB, 30 to 15,000Hz • Total Harmonic Distortion: Less than 0.007% at rated output • Channel Separation at 1 KHz: Better than 70 dB • Hum and Noise: Phono: Better than 70 dB, Aux: Better than 90 dB, Phono Sensitivity: 2 mV @ 47K • Output: 1.5V (0.01% T.H.D.) • Record Output: 150 mV • Maximum Output at 0.1% Distortion: 15V • Power Requirements: 30 V x 2 @ 400 ma. May use Mark V Model 010 Transformer • Power Consumption: 12W • Suggested rack mount cabinet: Model LG-1684 or LG-1983 • Suggested Volume Control: ALPS 100K ohm dual V.R., Model 022

Kit: \$59.95
Assembled & Tested: \$75.00

60W + 60W STEREO POWER AMP. (WITH MIC. & GUITAR INPUT) SM-302 ▲▲▲



Frequency response: 20Hz to 20 KHz • Total Harmonic Distortion: <0.1% • Power Output 60W per channel into 4 ohm load RMS • 33W per channel into 8 ohm load RMS • Input Sensitivity: Mic/Guitar 10 mv • Hi 380 mv • Lo 640 mv • Signal to noise ratio: Better than 70 db • Power Consumption: 100W. (Case & Transformer are included)

Kit: \$73.00
Assembled & Tested: \$85.00

120 W MOSFET POWER AMPLIFIER (MONO) TA-477 ▲▲



T.H.D.: Less than 0.007% • Power Output: 120 watts into 8 ohms RMS • Frequency Response: 8 Hz - 20 KHz • ±0.4 dB • Sensitivity IV • Power Requirements: ±55 VDC @ 3 amps. May use Mark V Model 003 Transformer • Suggested Capacitor 10,000uF/80V-100V Model 019 • Suggested rack mount cabinet: Model LG-1925

Kit: \$68.00
Assembled & Tested: \$85.00

80W + 80W PURE DC STEREO MAIN POWER AMPLIFIER TA-802 ▲▲



Power Output: 80 watts per channel into 8 ohms • Total Harmonic Distortion: Less than 0.05% at rated power. • Intermodulation Distortion: Less than 0.05% at rated power • Frequency Response: DC to 200 KHz -0 db., -3db @ 1 watt • Power Requirements: 30VAC x 2 @ 6 amps. May use Mark V Model 001 or 008 Transformer • Suggested Capacitor 8,200uF/50V Model 017 • Suggested rack mount cabinet: Model LG-1924

Kit: \$45.94
Assembled & Tested: \$59.72

VIDEO / AUDIO SURROUND SOUND PROCESSOR SM-333 ▲▲▲



Frequency Response: 20 Hz - 20 KHz • Total Harmonic Distortion • Front Channel: 0.05% • Rear Channel: Less than 0.25% • Input Signal Voltage: 0.1 to 3.5V • Output: Front Channel: 0.1 to 3.5V • Rear Channel: 6.6V • Delay Time: 5 to 50 milliseconds • Input Impedance: 47K • Power Requirements: 100-120 VAC, 60 Hz (Case & Transformer are Included)

Kit: \$73.00
Assembled & Tested: \$85.00

(**TOROIDAL) TRANSFORMERS

MODEL	DESCRIPTION	
#001	28V x 2.6A, 30V x 2.6A	\$28.00
#002	36V x 2.3A	\$23.00
#003	40V x 2.6A	\$30.00
#004	24V x 2.6A	\$23.00
#005	26V x 2.6A	\$17.00
#006	18V x 2.5A	\$17.00
#007	53V x 2.8A	\$45.00
#008**	28V x 2.30V x 2.6A	\$38.00
#009**	48V x 2.53V x 2.8A	\$66.00
#010	30V x 2.36V x 2.400mA	\$ 8.50
#011**	9V x 2.22A	\$60.00



METAL CABINETS WITH ALUMINUM FRONT PANEL

MODEL	H" x W" x D"	
LG-1273	3" 12" 7"	\$23.85
LG-1684	4" 16" 8"	\$28.50
LG-1924	4" 19" 11 1/2"	\$34.50
LG-1925	5" 19" 11 1/2"	\$38.00
LG-1983	2 1/2" 19" 8"	\$32.50

MARK V ELECTRONICS, INC.

Same Day Shipping • Special Offer Discount

8019 E. Slauson Ave., Montebello, CA 90640



Outside CA 1-800-423-Five (Orders Only)
In CA 1-800-521-Mark (Orders Only)
Order By Fax (213) 888-6868
Catalog & Information (213) 888-8988

CIRCLE 293 ON FREE INFORMATION CARD

www.americanradiohistory.com

Davileys

CORP.



HEWLETT PACKARD 8640B-OPT 323 SOLID STATE SIGNAL GENERATOR

(w/o synchronizer) Frequency range: 450 KHz to 512 MHz, to 1100 MHz with external frequency doubler option supplied. Ten Frequency bands in octave Increments from 500 KHz; band 11 for doubler use. Accuracy: 6 digit LED read out. Stability: < 1000 ppm. Output power: -145 dBm to +10 dBm (0.013 V to 2 V) into 50 Ω. Impedance is 50 Ω, VSWR < 2.0 on 2 V and 1V range < 1.3 on other ranges. Modulation: Internal AM, FM and PM, external AM, FM and PM. Pulse frequency: 0.05 to 5 kHz. General: Power Requirements: 100, 120, 220, 240 V, 48 Hz to 420 Hz, 2 amps. Size: 6" (H) x 19" (W) x 13 1/4" (D). Wt. 60 lbs. Includes ruggedized case and manual.

Price: \$995.00

Current Hewlett Packard Prices: \$12,050.00



TEKTRONIX 528 SOLID STATE N.T.S.C. WAVEFORM MONITOR

8 x 10 display, two composite video inputs
75 ohms, selectable 1 volt or 4 volt full scale,
(140 IRE units)
YRGB and RGB input. Video output response
25Hz to 5 MHz $\leq 3\%$.
FOUR RESPONSE POSITIONS: 1) Flat, 2) IRE, 3) Chroma, 4) Differential gain.
FOUR SWEEP MODES: 1) 2-V Sweep 1, 2) 2-V mag sweep, 3) 2-H sweep, 4) 1 US sweep.
SIZE: 5'4"H x 8'2"W x 18'2"D
WEIGHT: 15 LBS
POWER: 115V 60 HZ 48 watts

Price: \$495.00



TEK MODEL 7603N

Oscilloscope: Mil Spec AN/USM-281C, 8 x 10 CM display, 100 mHz response which accepts standard 7000 series Plug-Ins. Vertical Plug-In: 2 ea. 7A15 (AM-6565), frequency BW 75 mHz, maximum sensitivity 5mV/DIV. Horizontal Plug-In: 1 ea. 7B53 (TD-1085), triggering to 100 mHz, minimum, sweep-time 50 NS/DIV, has delayed sweep capacity. Includes cover probes accessories.

Price: \$695.00



HEWLETT PACKARD HP141T SOLID STATE SPECTRUM ANALYZER

141T Main Frame Only:
Size 16 3/4"D x 8 3/4"H x 16 3/8"W. Power: 120/220V, 60Hz, 225 watts. Weight: H141T Frame: 40 lbs.

Price: \$500.00

AN/URM-120 50 OHM THRU-LINE RF WATTMETER

Frequency range: 2MHz to 1000MHz. Power range: 10 Watts to 1000 Watts. USWR ≤ 1.08 to 1. Uses three plug-in coupler elements, (included). CU-753 2 to 30 MHz 50 to 100 Watts CU-754 25 to 250 MHz 10 to 500 Watts CU-755 200 to 1000 MHz 10 to 500 Watts Connector: Type N. Case Included. Size: 7"W x 6 5/8"H x 7 5/8"D Weight: 6.5 lbs.

Price: \$285.00



13406 Saticoy Street North Hollywood, CA 91605-3475

(818) 787-3334 • (800) 235-6222 • FAX (818) 787-4732



CIRCLE 236 ON FREE INFORMATION CARD

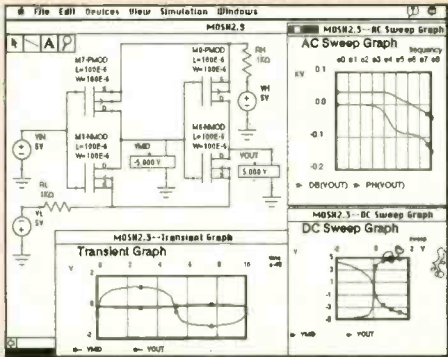
BIG News!! - B² LOGIC v 3.0 IS HERE!!! - BIG News!!
ANALOG & DIGITAL

B² Spice[®]
v.1.1

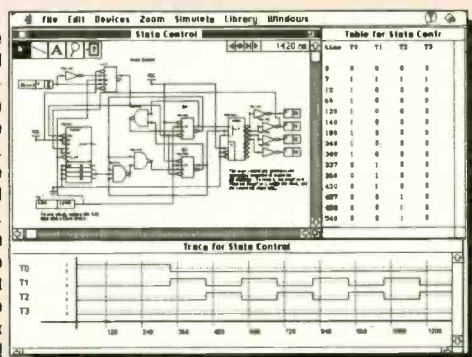
Circuit Design & Simulation
for Microsoft Windows and the Macintosh[™]

**NEW
RELEASE**

B² Logic[®]
v.3.0



What is B² Logic 3.0?
B² Logic v.2.2 + EDIF File Format Output + Enhanced PLD Sim. Cap. + New Devices (inc. binary-to-seven segment decoder and one shot) + Print Across Mult. Pgs. + Subcircuit Probing + Table For Sim. Results + Model Primitives with User Def. Prop. + Mult. Document Interface in Microsoft Windows + Rotate Comp. + Check For Fan-Out Violations + More Accurate Power Calc. + Check For Max PulseWidth Violation + more!



**NEW
RELEASE**

TRANSIENT, DC & AC ANALYSES

B² Logic v.3.0... Check it out!!!

"Using B² Logic 2.2... my students have been able to learn more, and go much further than ever before!"

Professor F.S. Hill, Jr. University of Massachusetts, Amherst

B² Spice is "a very good moderately priced program." - Professor Anthony Seigman, Stanford University

• INTEGRATED SCHEMATIC CAPTURE & SIMULATION •

Now in use at over 60 major universities and leading corporations around the world.
(University of Michigan, Stanford, University of Illinois, NASA, Bell Labs... to name a few)

- Program prices start at \$149.00/ea.
- University & Student Pricing Available
- Dealer Inquiries Welcome
- VISA/Mastercard Accepted

Beige Bag Software

715 Barclay Ct. • Ann Arbor, MI • 48105
Ph: (313) 663-4309 • Fax: (313) 663-0725

CIRCLE 283 ON FREE INFORMATION CARD

“Electronics Workbench is pretty amazing.”

- Jerry Pournelle, Ph.D., InfoWorld

“...you can do 10 times as many experiments with Electronics Workbench than you'd get done with the real stuff.”

- Jerry Pournelle, Ph.D., Byte Magazine

“...Electronics Workbench is a marvellous learning and teaching tool for the study of electronics.”

- Art Salsberg, Editor-in-Chief, ComputerCraft Magazine (formerly Modern Electronics)

“Building a circuit is simple and intuitive.”

- Jeff Holtzman, Computer Editor, Radio-Electronics Magazine

“Electronics Workbench is the most innovative and useful software for the teaching of electronics technology that I have ever seen.”

- J.W. Roberts, West Georgia Technical Institute, La Grange, Georgia

“It's dynamite!”

- Ian Turner, Manager, Manufacturing Training Center, IBM Canada

Electronics Workbench[®]

The electronics lab in a computer™

Building and testing circuits is fast and easy with *Electronics Workbench*. Just click-and-drag with a mouse to add parts, run wires, and adjust instruments. The traces on the simulated instruments are the same as you'd get on real equipment.

Electronics Workbench really is an electronics lab in a computer. It's ideal for learning about electronics, experimenting, and prototyping circuits.

Includes two independent modules:

- **Analog Module** with passive and active components including transistors, diodes, and op-amps; a function generator, an oscilloscope, a multimeter and a Bode plotter.
- **Digital Module** with gates, flip-flops, adders, a word generator, a multimeter, a logic analyzer and a unique logic simplifier.



DOS Professional Version - \$299

DOS Personal Plus Version - \$199

Macintosh Version - \$199

Tel: 800-263-5552

Fax (416) 368-5799

Interactive Image Technologies Ltd.

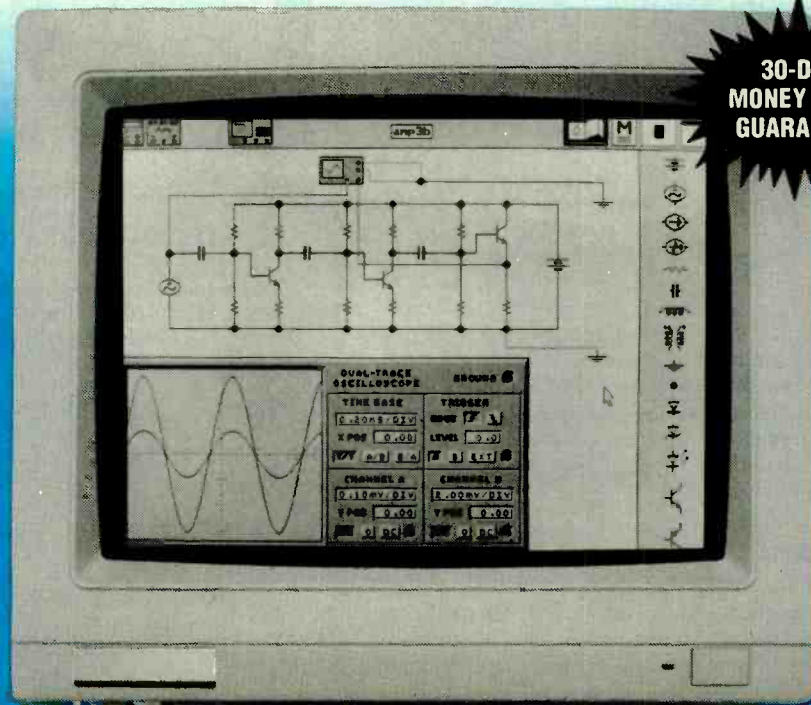
908 Niagara Falls Boulevard,
North Tonawanda,
NY 14120-2060

700 King Street West, Suite 815,
Toronto, Ontario,
Canada M5V 2Y6

Just \$299

Call or fax for your copy

Electronics Workbench Professional Version runs on any IBM AT or PS/2 or true compatible with 640 KB RAM; Microsoft-compatible mouse; EGA/VGA graphics; hard disk; MS-DOS 3.0 or later. Personal Plus Version (monochrome only) runs on any IBM PC/XT/AT, PS/2 or true compatible, two floppy drives or a hard disk, 512 KB RAM, Microsoft compatible mouse; CGA/EGA/VGA/Hercules graphics adapter and DOS 3.0 or later. Macintosh Version (monochrome only) runs on Macintosh Plus or greater. All trademarks are the property of their respective owners. Prices are in US dollars. Shipping \$15. Offer valid in the USA and Canada only.



**30-DAY
MONEY BACK
GUARANTEE**



CIRCLE 247 ON FREE INFORMATION CARD

FREE!
COMPUTER TOOL KIT
WITH EACH PURCHASE

Question: Who needs a Zenith Personal Information Terminal?
Answer: With all these features and the low price, everyone!

Worried about security?
Choose from 10,000 codes to allow only authorized users to communicate.

Need 24 hour communications?
Attach a printer and use as a dedicated auto receiver terminal for unattended reception.

Know a pilot?
Use to access the new DUAT service to file flight plans, check the weather, and more!

Want to dial your regular phone automatically?
Stores up to 26 numbers for voice, data, or auto-logout dialing.

Need to access multiuser computer systems?
Talk to mainframes and more with the ASCII and DEC VT52 terminal emulation modes.

Want high speed communications?
Attach a high speed modem and communicate with other users or devices at up to 9600 baud! (Model ZTX-11-Z only).

- ASCII, DEC VT52 emulation
- Parallel printer port
- Changeable security access code
- RS-232 port (ZTX-11-Z only)
- Composite video output
- New in original box with manual
- Built-in 300 baud auto answer modem
- Phone #, dialing sequence storage
- Switch for single or multi-line phone
- Two phone jacks: line and phone
- Preprogram in Basic by external computer

ZTX-11-Z with RS-232 \$75 ZTX-1-UZ without RS-232 \$50

COMPUTER BUSINESS MART

10215 Buena Vista Avenue, Suite A • Santee, CA 92071
(619) 449-9040 • FAX (619) 449-7929

VISA — MasterCard — AMEX — Discover — COD — PO

CIRCLE 225 ON FREE INFORMATION CARD

You Can Master Electronics!

Three Complete Courses

Vital, practical knowledge for our high-tech world! Start with *Mastering the Digital Multi-meter*, then use new measurement skills in *Direct Current* and *Alternating Current* courses. Learn about voltage, current, resistance, Ohm's law, Kirchoff's rules, capacitors, inductors, power, reactance, transformers, Wheatstone bridges, much more, plus practical applications. Excellent for high-tech skill areas: electronic design, AC power, automotive, aviation, medical and many others. 104 experiments make learning a pleasant, rewarding experience.

Experiment Based Version

Experts know our system gives about 24% better comprehension and 40% better retention

than another widely used teaching method. With Demax, you read introduction, watch video, follow simple step-by-step experiment instructions, answer questions, review solutions on video.

Three course experiment based package includes our exclusive learning module in rugged self-storing case, test leads, deluxe digital meter, three manuals (about 60 pages each), three videos (about 1-1/2 hour each), and three parts packs. Equipment also used for future courses, coming soon.

Video Based Version

In extended videos, you see experiments in sufficient detail to do book exercises without hardware. Same experiments, same books, fewer hours to complete, and it still soundly outperforms widely used method.



INTRODUCTORY OFFERS

"SUPERIOR RESULTS": Examine our 3 course experiment based package for 5 days and if not totally satisfied, return it unused, "as new" for a full refund. You risk only shipping & handling **\$339⁰⁰**
+ \$10⁰⁰ S & H

"GREAT LEARNING VALUE": Examine our 3 course video based package and get the same total satisfaction guarantee **\$149⁰⁰**
+ \$5⁰⁰ S & H

"SHOW ME MORE": Sample lessons and video just **\$9⁹⁵**
+ \$3⁰⁰ S & H

Demax™ Education Products
P.O. Box 946, Benton Harbor, MI 49022
Info/Orders 800-79DEMEX
VISA/MC

Electronics Now, September 1993

"AT THE VERY LIMIT OF FREEDOM OF THE PRESS... AND NOT (YET) CENSORED"

The Television GrayMarket

by Henry Eisenon

Scanners & Secret Frequencies

Exactly what you were afraid to hear about theft of cable, satellite, and videotape programming. Yes, YOU pay for the industry of stealing cable and satellite services! This controversial new 160-page bestseller exposes television's hidden underground businesses, chips and test devices, bootleg converter boxes, modifications, the law and industry countermeasures. There are dialogs with gray market buyers and sellers, and it actually identifies hundreds of dealers in products, services, and information. An enormous amount of previously unknown or forbidden "underground" information.

Third big printing in six months!

FOREWORD BY BILL CHEEK!

Whether you're an expert or beginner, prefer police calls or eavesdropping upon private conversations, this new 300 page book will help you select, use, and fully enjoy your scanner. It defines ways to listen to things you were never intended to hear, and explains legal barriers. It has frequency lists, product comments, publication lists, and the easiest physics course you ever took, all to help you get the most from your equipment. If you're nosy, are fascinated by public safety agencies, or just want to hear what's going on around you, this book is a 10!

Underground Database


This large-format book lists and discusses hundreds of underground sources for services and products that are legal to make, advertise, sell, buy, and even own, but if you actually use them...

look out!

Money order or check:

INDEX Publishing Group
3368 Governor Dr, #273F
San Diego, CA 92122

Credit card orders only:



\$23.75 each,
free shipping!

1-800-546-6707

Customer comments: "...exactly what I needed..." - "No one ever had the courage to do this before..."
"...can't do without it." - "...a gold mine of secrets!" - "...controversial but essential." - "GREAT!"

CIRCLE 290 ON FREE INFORMATION CARD

5" PORTABLE COLOR TV KIT

- LEARN HOW TVS WORK
- 4 WAY POWER

BUILDER FRIENDLY

Have an enjoyable experience building and testing your own TV. Show friends & family what you built! No technical experience necessary. Learn basics of color TV theory and operation.

\$271.51

- FREE Shipping
- Quantity Discount



Model 544

TRULY PORTABLE Can be battery operated, weighs 6 Lbs. Powered by: 110 VAC (AC Adapter supplied), 12VDC (Cord supplied), D cells, or rechargeable batteries. Features include: Antenna/Cable Jack, Video and Audio In Jacks, Auto Color, Speaker, Earphone, Tilt Stand & MORE!

SUCCESS GUARANTEED

Comprehensive Instruction Book; 89 pages with clear, well-illustrated step-by-step assembly and testing instructions. FREE Factory Service for any TV that doesn't work when built. Major PCBs are factory assembled, tested and aligned.

ORDER TODAY!

Phone: VISA/MasterCard

Mail: Check or Money Order, VISA/MasterCard

800-854-7393

Graymark

Box 5020 Santa Ana, CA 92704

Call or Write for FREE CATALOG

CIRCLE 289 ON FREE INFORMATION CARD

www.americanradiohistory.com

September 1993, Electronics Now


50A39

TOTAL COST FOR INSURED AIR MAIL OR FEDERAL EXPRESS SHIPPING OF ANY ONE, OR AS MANY OF THE FOLLOWING ITEMS IS \$15



ALL PRICES ARE IN US DOLLARS

68705 DEVELOPMENT SYSTEM



This kit allows an IBM compatible computer to be used as a complete development system for the Motorola 68705P/U/R series of microcontrollers. Included with the kit is a powerful software simulator package, programming and demonstration software, and a 68705 eeprom programming board, that connects to the printer port. The total cost of the software and the PCB and all the on-board component kit for the programmer is only **\$170**. For a ready built and tested programmer add an extra \$60. A trainer should also be available at the time of publication. This board measures 16" X 9" and accommodates the 68705P/U/R, and features A-D, D-A, LCD display, keypad, serial port and latched I/O lines. Pricing available upon request. In the near future we also plan to cater for the HC705J2, 68HC705K1 and 68HC705CB series, by way additional software and necessary adaptor boards. These will be made available to all registered users of the programmer. Note that an evaluation disc for the programmer and simulator package, which also includes more information and pictures of the programmer, and some of the other items in this advertisement, is available for \$9.

FM TRANSMITTER KIT — MKII




This low cost FM transmitter features pre-emphasis, high audio sensitivity as it can easily pick up normal conversation in a large room, a range of well over 100 meters, etc. It also has excellent frequency stability. The resultant frequency shift due to waving the antenn away and close to a human body and/or changing the supply voltage by +/- 1V at 9V will not produce more than 30KHz deviation at 100MHz! That represents a frequency deviation of less than 0.03%, which simply means that the frequency stays within the tuned position on the receiver. Specifications: Tuning range: 88-108MHz, Supply voltage 6-12V, Current consumption @ 9V: 35mA, Pre-emphasis: 50uS or 75uS, Frequency response: 40 Hz to greater than 15KHz, S/N ratio: Greater than 60dB, Sensitivity for full deviation: 20mV, Frequency stability (See notes): 0.03%, PCB dimensions: 1" X 1.7". Construction is easy and no coil winding is necessary. The coil is preassembled in a shielded metal can. The double sided, solder masked and screened PCB also makes for easy construction. The kit includes a PCB and all the on-board components an electret microphone, and a 9V battery clip. **\$8**

IMAGE INTENSIFIER TUBE AND NIGHT VIEWER KIT



These 18mm image intensifier tubes are similar to ones used in night vision equipment during the Gulf War. They are ex-military and may have some minor blemishes on the viewing screen. With suitable low light lenses they will produce good vision in as little as starlight illumination. The tubes require a 3V battery to make them operational.



\$340 tube only
The viewer illustrated was made using some low cost plastic tubing and matching fittings, a low light camera lens, and an eyepiece. We can supply a custom machined kit of parts (Mostly aluminium) for our latest casing: This kit includes everything except the front lens and the battery. The eyepiece is included.

\$70 for the case kit without the front lens

The lens we used is a 50mm "C" mount f1.4 video lens, for a 1" format (Cosmicar type: B5014A) and we will supply details of an American supplier of this lens: Approx. \$100.

MINIATURE FM TRANSMITTER



Not a kit, but a very small ready made self contained FM transmitter enclosed in a small black metal case. It is powered by a single small 1.5V silver oxide battery, and has an inbuilt electret microphone. Specifications: Tuning range: 88-108MHz, Antenna: Wire antenna-attached, Microphone: Electret condenser, Battery: One 1.5V silver oxide LR44/G13, Battery life: 60 hours, Weight: 15g, Dimensions: 1.3" X 0.9" X 0.4". Some would call this a miniature "BUG" and sell it for much more than our price of: **\$25**

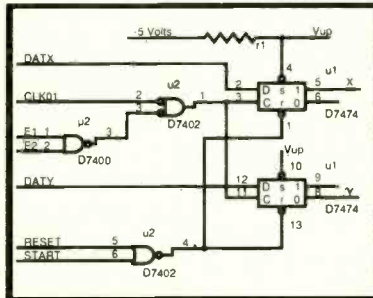
SOME DIFFERENT COMPONENTS

- 1000pF/15KV Disc ceramic capacitors.....\$350 Ea.
- 20KV PIV-5mA Av./1A Pk. Fast diodes.....\$1 Ea.
- 3KV PIV-300mA/30A Pk. Fast Diodes......42c Ea.
- 0.01uF/5KV Disc ceramic capacitors.....\$1.30 Ea.
- 680PF/3KV Disc ceramic capacitors.....22c Ea.
- High intensity LED's: Narrow angle 5mm red LED's in a clear housing. 500-1000mCD output @ 20mA: That's about 500 times more brighter than normal red LED's. 36c Ea. or 10 for \$2.80, or 100 for \$21.

1-800-967-3754
713-239-7446 (FAX)

E.T.S.I 9AM-6PM CDT
Monday Friday

TEK 465M Portable Scope Dual Trace \$495	H/P 5257A Transfer Oscillator \$400
Racal/Dana 5100AF 5 1/2 Digit DVM \$99	H/P 5255A Freq. Converter 3-12.4Ghz \$199
TEK 191 Const. Amp. Signal Generator \$99	H/P 5253B Freq. Converter 50-500Mhz \$59
Ball 6130A Time Mark Gen. \$99	H/P 1600A Logic State Analyzer \$599
Wavetek 103 Function Gen. 1Mhz \$199	H/P 8708A Synchronizer \$99
Narda 8201 M-wave Oven Leak Det.Kit \$99	H/P 8690B Sweep Oscillator Mainframe \$375
TEK 503R 1Mhz Scope X-Y Disp.,probe,manual \$99	TEK 1S1 1Ghz Plug-in for 500 Series Mainframe \$89
H/P 5245L Freq. Counter \$89	H/P 606B Signal Generator 50Khz-65Mhz \$399
H/P 5254 P/I Converter 50-3000Mhz \$119	Nixie Tubes \$25
H/P 5252 Prescaler to 350Mhz \$59	H/P 200C/D Signal Generator 5Hz-600Khz \$99
H/P 5265A Digital Voltmeter \$79	Mideastern Precision Resistor Set 10K to 10 MM step 10K \$3000
H/P 5261A Video Amplifier \$89	TEK 7000 Mainframe w/Plug-insCALL
H/P 5262A Time Interval Unit \$89	H/P 141 Square CT w/Plug-ins CALL
H/P 5256A Freq. Converter 8-18Ghz \$249	



SuperCAD™
Schematic Entry Software for the IBM PC & Compatibles
\$99⁰⁰
ONLY
COMPLETE PACKAGE

- ★ Easy-to-use schematic entry program for circuit diagrams
- ★ Visable on-screen and pull down menus
- ★ Supports popular graphic standards, mice and printers
- ★ Powerful editing and drawing commands
- ★ Extensive digital, analog and discrete part libraries
- ★ In-depth, readable instruction manual
- ★ Over 100 screens of on-line help information
- ★ Software includes part building and netlisting
- ★ Add P.C. board layout software and routing software for only \$99⁰⁰ each

Write or call for FREE demo disk:

MENTAL AUTOMATION, INC.

ORDERS/INFORMATION:
Send check or money orders to:
Mental Automation, Inc,
5415 - 136th Place S.E.
Bellevue, WA 98006

Or Call
(206) 641-2141

MasterCard Visa & MasterCard orders accepted!

OATLEY ELECTRONICS

5 LANSDOWNE PARADE, OATLEY
SYDNEY NSW AUSTRALIA 2223

PHONE ORDERS

East Coast between 7 pm and 2 am
West Coast between 4 pm and 11 pm
011 612 579 4985

FAX ORDERS

011 612 570 7910

IF POSSIBLE INCLUDE YOUR "PHONE" OR FAX NUMBER



KELVIN

ELECTRONICS

10 HUB DRIVE, MELVILLE, NY 11747

RE-ENGINEERED & DESIGNED FOR 1994



Standard Features -

- AC & DC VOLTAGES
- DC CURRENT ● RESISTANCE ● TRANSISTOR
- CONTINUITY TEST - Buzzer ● DIODE TEST
- 3 1/2 Digit LCD ● 10M ohm INPUT IMPEDANCE

Designed to meet IEC-348 & UL-1244 safety specifications

BATTERY TEST
DC CURRENT
10 Amp

FREQ COUNTER
up to 20MHz
CAPACITANCE
from 1pF to 20uF
AC/DC CURRENT
10 Amp

INDUCTANCE
Resolution 1uH
FREQ COUNTER
up to 20MHz
CAPACITANCE
from 1pF to 20uF
AC/DC CURRENT
DUTY %
20 Amp

150 LE Stock # 990122 **\$29.95**

200 LE Stock # 990123 **\$49.95**

400 LE Stock # 990124 **\$79.95**

2 Year Warranty (Parts & Labor)



Popular Electronics
Reviewed - May 1993

"Not only does the Kelvin 94 boast alot of features ... the features go the extra distance."

"If we had to run into a burning building to do some emergency trouble-shooting and could carry in only one piece of equipment, the Kelvin 94 would be it!"

KELVIN 94 The Ultimate Meter

LCR Hz dBm True RMS Logic Probe

The only meter with 0.1% Accuracy on DC Voltages, built-in True RMS, Freq Counter to 20MHz Res: 10 Hz, LCR-Inductance Tester Res: 10 uH, DC/AC Voltages Res: 0.1mV, Ohm Meter Res: 0.1 ohms

TRUE RMS PLUS

Model 94
#990111
\$199.95
*See Standard Features Listed below

ENGINE ANALYZER PLUS
Model 95 #990112
\$199.95

A Must For Auto Mechanics

* Standard Features - Models 94 & 95

- DC/AC VOLT METERS ● AC/DC CURRENT
- OHM METER ● DATA HOLD ● RELATIVE MODE
- FREQ COUNTER to 4 MHz (Model 95)
- AUDIBLE CONTINUITY TEST ● DIODE TEST
- MAX/MIN AVERAGE MEMORY RECORD
- 10A HIGH-ENERGY FUSE PROTECTION
- AUTO SLEEP & AUTO POWER OFF

12 INSTRUMENTS IN ONE -
AC & DC VOLT METERS, AC & DC CURRENT, dBm, OHMMETER, DIODE TESTER, AUDIBLE CONTINUITY TEST, 20 MHz FREQ COUNTER, CAPACITANCE METER, INDUCTANCE METER, LOGIC PROBE

(800) 645-9212
(516) 756-1750
(516) 756-1763 FAX


KELVIN 100 Basic

990087
\$19.95

- AC & DC VOLTAGES
- DC CURRENT
- RESISTANCE
- CONTINUITY TEST - Buzzer
- 3 1/2 Digit LCD
- LOW BATTERY INDICATOR
- DIODE TEST ● BATTERY TEST



INSTRUMENTS



20 MHz SCOPE
Dual Trace 2 Yr Warranty-Parts & Labor
Stock No. 740085 **\$385**

40 MHz SCOPE
Dual Trace with Delayed Sweep
2 Yr Warranty-Parts & Labor
Stock No. 740086 **\$655**

100 MHz SCOPE
3 Channel, 8 Traces with Delayed Sweep
2 Yr Warranty-Parts & Labor
Stock No. 740089 **\$1,295**

2 MHz FUNCTION GENERATOR
Output: SINE, TRIANGLE, SQUARE WAVE,
PULSE, RAMP SLEWED SINE WAVE
Stock No. 720098 **\$199.95**

100 MHz MULTIFUNCTION COUNTER
8 DIGIT LED DISPLAY WITH DECIMAL POINT
Stock No. 720095 **\$189.95**

150 MHz RF SIGNAL GENERATOR
100KHz to 150MHz COVERAGE
450MHz IN HARMONICS, AM MODULATION,
INTERNAL OR EXTERNAL, 0 - 100%
Stock No. 720022 **\$219**

DC POWER SUPPLY
CONTINUOUSLY VARIABLE -
TWO SEPARATE LED DISPLAYS, GREEN
READY FOR VOLTAGE & RED READY FOR
CURRENT
Stock No. 690038 ... 30V @ 3A **\$295**
Stock No. 690039 ... 60V @ 1.5A **\$295**

LOGIC PROBES
MEASURES TTL, DTL, RTL, CMOS
Stock No. Model YOUR COST

740071 LP10A - 17 MHz **\$19.95**
740087 LP25A - 25 MHz **\$39.95**
740088 LP50A - 50 MHz **\$49.95**

LOGIC PULSER
SWITCHABLE 0.5/400 PULSE RATE, 100mA
Stock No. Model YOUR COST

740073 PR41 **\$49.95**

TEST ACCESSORIES

SCOPE PROBES

60 MHz, X1 & X10
SPECIAL

700072 **\$18.95**

150 MHz, X10
700073 **\$39.95**

IC CLIPS
SOLDER TYPE
SPRING LOADED
Stock No. COLOR COST 25: Qty

990104 BLACK **\$.65 ea. \$.50 ea**

990105 RED **\$.65 ea. \$.50 ea**

DC TOY MOTORS

DC Toy Motor -
Stock No. 850647 **\$.80 ea**

\$.75 ea / 50+ Qty 6V DC High Speed

Solar Motor Stock No. 850646
\$.60 ea. 1.5V DC

\$.55 ea / 50+ Qty

Solar Cells
Stock No. 260099 **\$.5.95 ea**

\$.5.50 ea / 3+ Qty 3 3/4" L x 2 9/16" W
1000mA .45V

Established 1945
M/C & VISA \$20 Minimum Order
KELVIN CATALOG \$3
Stock No. 650412

DIGITAL TRAINER



Laptop Digital Trainer comes with 100 page instruction manual, power supply, built-in 1 digit true hexadecimal display, two independent clocks with user adjustable freq & duty cycles, 4 data bit switches and 4 LED displays. Assembly Stock No. 840460 **\$99.95**

BINARY QUARTZ CLOCK w/Alarm



ORIGINAL DESIGN - 24 Hr. Binary Quartz Accurate Clock with 2 color LED's. Built-in Alarm and Alarm Display in binary code. DESIGNED FOR LEARNING about digital circuitry & binary code. Built with individual IC components. Battery Memory Loss Prevention. Comes with rechargeable battery, DC wall transformer and detailed instruction manual. Advanced Level Kit Stock No. 840589 **\$99.95**


Electronic VOICE PAD



An electronic note pad, able to record your message & replay it later. It has a built-in photo cell & as soon as it senses your presence, it will automatically playback the message left for you. The components are PC mounted. The IC can record a message up to 20 seconds & no mechanical parts or tape - only a digital integrated circuit.

Intermediate Level Kit
Stock No. 840606 **\$49.95**

BREADBOARDS



Stock No. Post Contacts YOUR COST

680093 0 500 **\$ 4.25**

680097 0 840 **\$ 5.95**

680098 2 1380 **\$11.75**

680100 4 2390 **\$22.95**

WIRE JUMPER KIT
Pre-cut, Pre-Stripped

330289 140 Piece Set **\$ 4.95**

330290 350 Piece Set **\$ 8.95**

COMPONENTS

WHOLESALE PRICES!



(10 Pcs. Min.) YOUR COST

Stock No. TYPE

600021 555 TIMER **\$.20 ea**

600029 556 DUAL TIMER **\$.40 ea**

600039 LM566 PPL FUNCTION GENERATOR **\$.60 ea**

600018 741C OP-AMP **\$.30 ea**
INTERNALLY COMPENSATED

600026 1458 OP-AMP **\$.35 ea**
DUAL 741C OP-AMP

630041 2N2222 **\$.20 ea**

630383 PN2222 **\$.08 ea**

600023 7805 Voltage Reg **\$.36 ea**

SILICON CONTROLLED RECTIFIER
(Similar to GE C106C1) 4.0 amp, 100PIV
600014 **\$.99 ea** **\$.79 ea/10+**

PROJECT PARTS

Project Speaker
2", 8 Ohm, 1 Watt
Stock No. 350009
59¢



Project BUZZER
3 - 9 Volt DC, 80 db
Stock No. 680089
\$1.59 ea

\$1.39 ea / 10+ Qty



Soldering IRON
with STAND
LONG LIFE TIP
Stock No. 990098
\$3.95 ea



LED T1 3/4


Stock No. Color 100+ Qty 1000+ Qty

260020 RED **\$.05 ea \$0.45 ea**

260027 GREEN **\$.08 ea \$0.07 ea**

260026 YELLOW **\$.08 ea \$0.07 ea**

260078 2 COLOR RED/GREEN **\$.32 ea \$0.29 ea**



XENON STROBE TUBE

Stock No. 260050
\$2.95 ea

\$2.50 ea / 20+ Qty



TRIGGER COIL
for Xenon Strobe Tube
Stock No. 320037
\$1.25 ea

\$.89 ea / 20+ Qty



INFRARED LED IR Pair, LED Infrared transmitter and receiver
Stock No. 260061
\$1.95 ea



NEON LAMP
NE2, 2" Lead
Stock No. 260003
\$.15 ea

\$.12 ea / 100+ Qty



PHOTO CELL
Photo Cell - 450 ohm
Stock No. 260017
\$.65 ea \$0.45 ea / 20+ Qty

Photo Cell - 1.5K ohm
Stock No. 260018
\$.65 ea \$0.45 ea / 20+ Qty



PUSH-BUTTON SWITCH
PUSH-ON PUSH-OFF
Stock No. 270021
\$.55 ea

\$.49 ea / 100+ Qty



SUB-MINATURE MOMENTARY SWITCH
Stock No. 990002
\$.35 ea

\$.28 ea / 100+ Qty



MINIATURE TOGGLE SWITCH
Stock No. 270034
\$.90 ea Type - SPST

\$.79 ea / 50+ Qty



DUAL BEAM LASERS

Brand new HeNe laser tube with brand new laser power supply module, (kit requires 6VDC or 15VDC, please specify your choice.) It is a 2 milliwatt laser, approx 7" long, and we include specs for the technically curious. Lasers from both ends of the tube. Ideal for alignment, holograms, light show experiments, etc. \$69.50



ESCAP HI-TORQUE MICRO GEARHEAD MOTOR \$15.00



Ideal for robotics and mechanical devices, this little motor is approximately 2" long x 5/8" dia., shaft approx. 5mm long x 2mm dia., and features a 458:1 gear ratio, integrated optical encoder. Approx. 4 RPM at 1.5 VDC, 16 RPM at 6VDC, and 33 RPM at 12VDC. Specs included.

SO COOL IT'S HOT! 127 thermocouples III Peltier Junction

DOCUMENTATION INCLUDED!!!

Small Peltier Junction
(approx. 1.17" x 1.17" x .12") \$20.00
Large Peltier Junction
(approx. 1.56" x 1.56" x .15") \$29.50



THE FINE PRINT: PRICES SUBJECT TO CHANGE WITHOUT NOTICE * GATEWAY IS NOT RESPONSIBLE FOR PRINTING ERRORS * MASTERCARD, VISA AND DISCOVER ACCEPTED * \$10 MERCHANDISE MINIMUM ON MAIL ORDERS * SUPPLY OF SOME ITEMS IS LIMITED * PRICES DO NOT INCLUDE SHIPPING * UPS GROUND SHIPPING/HANDLING WITHIN THE CONTINENTAL U.S. (ITEMS REQUIRING ADDITIONAL AMOUNTS ARE NOTED)...\$4.25 FOR THE FIRST ITEM, \$0.50 FOR EACH ADDITIONAL ITEM.



8123 PAGE BLVD * ST. LOUIS, MO 63130
(314)427-6116
9222 CHESAPEAKE DR. * SAN DIEGO, CA 92123
(619)279-6802
2525 FEDERAL BLVD. * DENVER, CO 80211
(303)458-5444
MAIL ORDERS CALL TOLL-FREE
1-800-669-5810
FAX ORDERS (314)427-3147

ELECTRONICALLY SPEAKING,
GATEWAYS GOT IT!



SOLAR POWER...IT'S A
BRIGHT IDEA !!!

The uses are endless, so
let the sun shine in !!!

NOT-SO-BIG SOLAR PANEL \$14.95

A smaller version of the popular Big Solar Panel, this 12" X 6-1/4" X 3/16" thin film glass solar panel is ideal for experimenters, small applications, and conservative budgets! 21 V no load, 12V 125mA with load.




special
purchase!

BLUE LED 5 for \$10.00

We've got 2 sizes, 1-3/4 or 1-1. Here's an LED that's blue, and best of all, it's affordable! For unique display panels, stand-out projects, or applications that require more than just a red, green, and amber LED, this is a great way to go! Be the first on your block get them, impress all your friends, and add a little color to your next project!

CLM6000

Popular analog optoisolator found in many audio circuits and magazine articles.
\$2.75 ea. 4 for \$10.00



Passive Infra-red Talking Motion Detector !!! \$27.50

"Stay out of that refrigerator!", "Watch your step!", "I've fallen and I can't get up!!!" ... The possibilities are mind-boggling with this talking motion detector. You speak into it to record your message (upto 12 seconds long), turn the unit on, and instantly your voice (or your mother-in-law's) reminds anyone in the vicinity that you were expecting them. Message can be changed with the flip of a switch. Uses 4 AA batteries (not included), or an external power source (built-in jack). May be used independently (80 db output) or with an amplified speaker to blast your message throughout the house. Features a rotating base for accurate detection angles and shelf or table top placement, and includes all mounting hardware for permanent attachment. Approx 4" x 3-1/2" x 1-1/2".

CIRCLE 243 ON FREE INFORMATION CARD

LASERS

Helium-Neon Lasers

1mW He-Ne Laser; 12VDC input; Size: 6"x1.25"x3.5" \$55.
1.5 mW He-Ne Laser; 12VDC in.; Size: 6"x1.25"x3.5" \$69.
2-3 mW He-Ne Tube (used, tested) \$25.

Holography Kit \$67.

Kit includes film, developer, beam spreader, and instructions. Recommend 1.0 mW laser or greater.

Laser Pointer Pen \$139.

This is the brightest laser diode type pointer available! New body style. Still the highest quality optics. 1 yr. warr.

Visible Laser Diode Module \$135.

Compact, 5mW, 2.7 - 4.5 VDC input

Computer-Controlled Laser Light Show CALL

You can start doing professional laser light shows with an Amiga computer and laser of your choice.

FREE CATALOG

Midwest Laser Products

P.O. Box 2187, Bridgeview, IL 60455. Phone (708) 460-9595
FAX# (708) 430-9280. Poll fax for 10 page catalog.
Email: mlp@mcimail.com

All products come with a 10 day satisfaction guarantee and 90 day warr. against defects. Please include \$7.00 for shipping and handling. Illinois residents include 7.75% sales tax. C.O.D. orders welcome; add \$3.00

NOW! A QUALITY SATELLITE SCPC AUDIO RECEIVER

AT AN AFFORDABLE PRICE



UNIVERSAL SCPC-100 AUDIO RECEIVER

SPECIFICATIONS

STABLE, MICROPROCESSOR CONTROLLED TUNING. • 50 CHANNEL MEMORY RECALL. • COMPATIBLE WITH 950-1450 BLOCK SYSTEMS. • 3 MINUTE HOOK-UP. • LARGE L.E.D. TUNING SCALE. • RECEIVES CAND KU BAND SCPC. • DOES NOT DISABLE VIDEO WHEN IN USE.

SERVICES ON SCPC

HUNDREDS OF QUALITY SCPC CHANNELS ON SATELLITES - SPORTS - AP - UPI - RADIO NETS - HOME TOWN SPORTS & RADIO - RACING - TALK SHOWS - CLASSICAL, ROCK & JAZZ - RADIO STATIONS - FINANCIAL NEWS AND MORE.

INTRODUCTORY PRICE \$439 + S&H

TO ORDER CALL: 1 - 800 - 241-8171

UNIVERSAL ELECTRONICS, INC.

4555 GROVES RD., SUITE 13, COLUMBUS, OH 43232
(614) 866-4605 FAX (614) 866-1201

AFFORDABLE ENGINEERING HARDWARE / SOFTWARE

Engineering Software - PC/MSDOS

- * Circuit Design \$ 49
- * Schematic Drawing \$ 49
- * PCB Design/Layout \$ 169
- * FFT Analysis \$ 79

PC Bus Plug-in Cards

- * 24 bit I/O, 48 bit I/O \$ 49/59
- * 12 bit Data Acquisition \$ 89


- Many more items available -



Call or Write for
FREE Catalog

BSOFT Software, Inc.
444 Colton Road
Columbus, OH 43207
(614) 491-0832
Fax (614) 497-9971
MasterCard & Visa accepted

BAREBONZ LEADER BARGAINS



Leader Model LBO 310A
4MHz Recurrent Sweep
Oscilloscope

Reg. \$435
BAREBONZ \$349

MODEL	DESCRIPTION	REGULAR	BAREBONZ SALE
LTC 905	Semiconductor Curve Tracer	\$ 335	\$ 249
LCG 409	DC Powered NTSC Color Generator	595	479
LPM 8000	Laser Power Meter	310	249
LCR 740	LCR Bridge	435	329
LMV 186A	2 channel AC Millivoltmeter	615	489
LDM 171	Semi-automatic Distortion Meter	995	799
5860C	NTSC Wave-Form Monitor	1850	1479
5850C	NTSC Vectorscope	2095	1679
300	30MS/s Portable DSO/DMM Datalogger/Logic Analyzer	1995	1599
710	Thermal Printer for 300	495	395

ORDER TODAY!

We'll beat ANY dealer's advertised price on new B&K, Fluke, Leader, or Tektronix Equipment we stock.



BAREBONZ DISCOUNT

8103 Elizabeth St. · Niles, IL 60714 · 1-800-392-8415
FAX: 1-800-446-8366

\$449⁹⁵

Device Programmers

\$139⁹⁵

48 PIN
ZIF

Connects to standard
PC parallel printer port




9 1/2 x 5 3/4 x 1 1/8

EMP-20

- Easy to use software, on-line help, full screen editor
- **Fast Programming (EMP-20)**
27C010A, 23 seconds
28C020, 34 seconds
27C040, 95 seconds
- **Made in USA**
- 1 Year Warranty
- Technical Support by phone
- 30 day Money Back Guarantee
- FREE software upgrades available via BBS
- Demo SW via **BBS (EM20DEMO.EXE) (PB10DEMO.EXE)**
- **E(e)proms** 2716 - 8 megabit, 16 bit 27210-27240, 27C400 & 27C800,
- **Flash** 28F256-28F020, (29C256-29C010 (EMP-20 only))
- **Micros** 8741A, 42A, 42AH, 48, 49, 48H, 49H, 55, 87C51, 87C51FX, 87C751,752
- **GAL, PLD** from NS, Lattice, AMD-16V8, 20V8, 22V10 (EMP-20 only)

PB-10 Internal Card for PC



2 ft. Cable

40 PIN
ZIF

FOR MORE INFORMATION CALL

4539 Orange Grove Ave.
Sacramento, CA 95841
(Monday-Friday, 8 am-5 pm PST)

NEEDHAM'S ELECTRONICS, INC.



C.O.D.




(916) 924-8037
BBS (916) 972-8042
FAX (916) 972-9960

CIRCLE 257 ON FREE INFORMATION CARD

We Sell **QUALITY PARTS** • We Have **DISCOUNT PRICES** • We Ship **FAST**

ALL ELECTRONICS CORP.

ULTRASONIC PROXIMITY DETECTOR

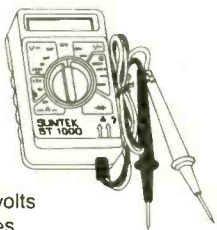


The ED-100 was designed for use as an auto/RV/truck back-up alarm. It consists of two computer controlled 40 kHz ultrasonic modules that attach to the back of a vehicle and warn the driver when the rear of the vehicle is within 14 feet of another object. A digital display that clips onto the rear-view mirror continually monitors the distance to the object. As the vehicle gets closer to the object, an audible signal beeps inside the car at increasingly closer intervals. There is also a visual indicator. The ultrasonic modules measure 5.81" long X 1.9" wide X 2.05" and have swivel mounting brackets. Operate on 12 or 24 Vdc. Includes instructions for installation. The units are all new, in original display cartons and, as far as we know, in working condition. The company that originally marketed this device is no longer in business, and no manufacturer's guarantee is in effect. **We offer these ultrasonic detectors on an experimental basis only, and in no way wish to promote their usefulness as an aid to driving a motor vehicle.**

This unit originally sold for over \$100.00.

CAT# ED-100 \$24.95 per set

LOW COST 3 1/2 DIGIT MULTIMETER



3 1/2 digit LCD multimeter. Tests DC and AC volts, DC current, resistance, diode test, battery test for 1.5 volts and 9 volts. Includes instructions. Ideal for students, hobbyists and use around the house.

CAT# ST-1000 \$19.95

TRANSISTORS SPECIAL PURCHASE LARGE QUANTITY

NPN, TO-92 transistors.
Two types available:



SAMSUNG # KSR1009 (R1009902).
Same as 2N3706, 2N3708 or 2N3711.
Crosses to ECG 85/289A or NTE 85/199.

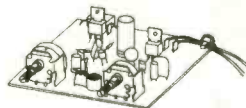
CAT # TRX-1 12 for \$ 1.00
100 for \$ 5.00 (5¢ each)
1000 for \$ 30.00 (3¢ each)

NATIONAL House numbered part #
136207C0058 Same as MPSH11.
Crosses to ECG or NTE 229.

CAT # TRX-2 12 for \$ 1.00
100 for \$ 5.00 (5¢ each)
1500 for \$ 45.00 (3¢ each)

TWO CHANNEL COLOR ORGAN

Create your own light shows. Electret mike on control board responds to music or other



sounds causing lights to brighten and dim depending on frequency and volume. 120 Vac input and output. Provisions for two light strings, up to 200 watts per channel. Separate sensitivity controls for each channel. 0.25" qc terminals for output. Lights not included. 4.25" X 3.85". Hook-up diagram included.

CAT# CORG-1 \$6.50 each

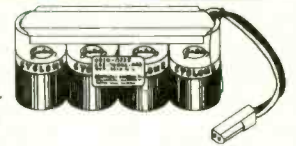
12 Vdc COOLING FAN

Elina Fan # MDA 120925LB
12 Vdc, 110 ma.
Black thermoplastic housing and 5 blade impeller.
3.63" square X 1" thick.
14" pigtail leads.



CAT# CF-128 \$ 7.50 each

RECHARGEABLE BATTERY PACK (USED)



8 volts
@ 2.5 AH.
Four-pack
of Gates

"Cyclon" 2 volt 2.5 amp-hour sealed lead cells. Each cell measures 1.33" diameter X 2.36" long. Pack measures 5.3" long X 1.35" X 2.57". Has 4.5" long pigtail leads with 2 conductor connector. Pack can be disassembled and reconfigured in packs of higher voltage or current.

CAT# LB-825U \$5.50 each

RECHARGEABLE BATTERY PACK WITH 5 1/3AA BATTERIES



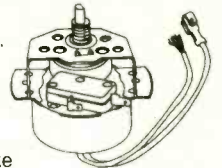
Gates nickel-cadmium rechargeable battery pack with 5 1/3AA cells in series to make 6 volts. The end battery in the pack has its own positive and negative leads so that 1.2 volts can be accessed separately if desired. Pack can be disassembled and put together in other configurations. 2.5" X 0.6" X 0.5".

CAT# NCB-135 \$2.50 each

10 MINUTE TIMER

Eaton Controls
Div. # 366-101-30.

115 vac Electro-mechanical shut-off timer. Switch rated at 5 amps. Turn knob to make connection and start timer motor; after 10 minutes knob returns to starting position and breaks connection. Can be wired to run 115vac through switch, or switch can be used for other voltage. 3/8" threaded bushing for through panel mount. Also has mounting bracket for added stability. Overall size: 2.3" x 2" x 1.5" thick behind the panel depth. Includes black pointer knob.



CAT # TMC-10 \$ 3.50 each

TOLL FREE ORDER LINES 1-800-826-5432

FAX (818) 781-2653 • INFORMATION (818) 904-0524

Minimum Order \$10.00 • All Orders Can Be Charged To Visa, Mastercard Or Discovercard • Quantities Limited • California, Add Sales Tax • Shipping And Handling \$4.00 For the 48 Continental United States - All Others Including Alaska, Hawaii, P.R. And Canada Must Pay Full Shipping • No C.O.D. • Prices Subject to change without notice.

42,398

ELECTRONIC COMPONENTS

Whether you order 1 part or all 42,398...MOUSER stocks and...ships same day!!



CALL...
(800) 992-9943
for your
FREE CATALOG

2401 Hwy 287 N.
Mansfield, TX 76063

MOUSER ELECTRONICS

Sales & Stocking Locations Nationwide

PROFESSIONAL SECURITY EQUIPMENT

Proven Quality & Reliability for Government, Industry, and the Do-It-Yourselfer

Voice Record/Playback Board

Just add Speaker and 6-12 VDC Power to Record and Playback 16 seconds of audio. On Board Mike, DRAM, 1 watt amp, Volume Control, Record & Playback Buttons. The easy way to add voice to your projects! Play 1 time, or repeat with continuous trigger. 15mA @ 12VDC.

18106 \$29.95

How do the Pro's run wires?

... Super-Long Flexible Drills
These Super-Long Twist Drills are used by the Pro's to drill through walls, and up into attics, or down into basement.

96287	1/4" x 58" Flex Bit	\$29.50
96388	1/4" x 72" Flex Bit	\$39.00
96590	3/8" x 58" Flex Bit	\$37.50
96691	3/8" x 72" Flex Bit	\$45.00
96893	1/2" x 58" Flex Bit	\$39.50
96994	1/2" x 72" Flex Bit	\$49.00

ENFORCER[®] Alarm Pager System

Add to Vehicle Alarm, or use for remote signalling. Up to 2 mile range. Contains 4 Watt Vehicle Transmitter for use with existing car antenna. Output to raise automatic antennas, both (+) and (-) Trigger inputs. 12VDC, 500mA. Pager beeps and flashes LED until reset.

94974 \$99.95

Talking Siren Driver - 127db!

Painfully Loud Siren Driver Board Blasts Siren and Talks in English, Spanish, or French. Separate Burglar ("You have violated an area protected by a Security System, Leave Immediately!") and Fire ("Fire, Leave Immediately!") Channels. Add 8 ohm 10 Watt Speaker. 12VDC, 1.3 Amps

18308 \$49.95

32 Page Catalog of Professional Security Systems, Motion Detectors, Switches, Glass Protection, Fire Detectors, Sirens, Radio Links, CCTV, Access Control Systems, Special Tools, and more!

FREE with your order... or send \$2.00 handling fee refundable on first order.

Vantage Point Technologies
1318 East Mission Rd, Ste 376
San Marcos, CA 92069

FREE shipping to continental USA, California Residents add Sales Tax. All items carry 1 Year warranty against defects.

ORDERS ONLY
1-800-272-1357

FREE Technical Help (619) 565-1863

GATEWAY PRODUCTS CORPORATION

Tel: (305) 974-6864 Fax: (305) 974-6818

P. O. Box: 636397
Margate, FL 33063

T1 3/4 (5mm) Diffused LEDs
RED 7¢
GREEN 8¢
YELLOW 9¢
20 pcs min per item

5mm RED BLINKER
60¢ ea/5pcs - 50¢ ea/50+

VOLTAGE REGULATORS
7805 35¢
7812 35¢
7824 35¢
5 pcs min per item

PN2222A 7¢
PN2907A 7¢
2N3904 6¢
2N3906 6¢
2N4401 7¢
2N4403 7¢
50 pcs min / item

2N2222A 22¢
78L05 40¢
78L12 40¢
10 pcs min / item

2N3055 80¢
5 pcs min

Min. Order \$20.00. Add \$4.50 for S&H (\$9.00 Foreign). FL residents add 6% tax.

SOLDER ROLL
SN60/40 .031DIA
\$7.00 ea
1 Lb roll

DIODES
1N914A 3¢
1N4148 3¢
1N4001 ... (1A/100V) 4¢
1N4004 ... (1A/400V) 5¢
1N4007 ... (1A/1KV) 6¢
20 pcs min per item

1N5401 ... (3A/100V) 12¢
1N5408 ... (3A/1KV) 14¢
6A10 ... (6A/100V) 20¢
6A100 ... (6A/1KV) 22¢
10 pcs min per item

GERMANIUM DIODES
1N34 10¢
1N60 10¢
1N270 20¢
10 pcs min per item

MONO CAP
6¢ each
0.1uF/50V
20 pcs min

CABLE TIES
4" \$2 (100pcs)
8" \$4 (100pcs)
Pad \$5 (50pcs)

'LYTIC RADIAL CAPS
1uF/25V 6¢
2.2/25 6¢
4.7/25 7¢
10/25 8¢
22/25 8¢
33uF/25V 8¢
47/25 8¢
100/25 9¢
220/25 10¢
470/25 10¢
20 pcs min per item

POPULAR I.C.'s
CD4001B 40¢
CD4011B 45¢
CD4013B 45¢
CD4017B 45¢
CD4028B 45¢
CD4066B 45¢
CD4069B 45¢
LM324 45¢
LM339 45¢
LM358 45¢
LM386 45¢
NE555 45¢
NE556 50¢
LM741 50¢
10 pcs min per item

GRAB-BAGS
BAG 1: Cer. Disc Caps (100 pcs) \$7.00
(10 of each: 10pF, 22pF, 33pF, 47pF, 100pF, 220pF, 470pF, 1kP, 10kP and 100kP)
BAG 2: Transistors (120 pcs) \$7.00
(20 of each: PN2222A, PN2907A, 2N3904, 2N3906, 2N4401 and 2N4403)
BAG 3: Diodes (80 pcs) \$7.00
(10 of each: 1N4148, 1N4001, 1N4004, 1N4007, 1N5401, 1N5408, 6A10 and 6A100)

TANTALUM CAPS
15¢ each
10pcs min
no mixing
1uF/35V 2.2uF/35V

CERAMIC DISC CAPS
8¢ each
20pcs min
no mixing
(all caps rated 50V)
10pF 33pF 220pF 1kP
22pF 47pF 330pF 10kP
27pF 100pF 470pF 100kP

PUSH-BUTTON MINI - N.O.
30¢ ea / 5pcs
1/4" panel hole 25¢ ea / 100+

MINI TOGGLE
5pcs 100±
on-on SPDT 85¢ 70¢
on-on DPDT 95¢ 80¢
on-off-on DPDT 1.15 1.00

DIP BRIDGE 400V/1A
35¢ ea / 5pcs
30¢ ea / 50+

1N47XX 1Watt ZENER
1N4728A to 1N4764A
10¢ ea / 20pcs min (no mix)

ALFA ELECTRONICS

HIGH QUALITY TEST EQUIPMENT
BEST PRICE



DMM 2360
\$129.95

DMM + LCR Meter
Most Versatile DMM

Inductance: 1 μ H-40H
Capacitance: 1pF-40 μ F
Frequency 1Hz - 4MHz
Temperature: -40 - 302 °F
TTL Logic Test: 20MHz
Diode, Continuity
Volt, Amp, Ohm
3999 count display
Peak Hold
Auto power off
Ruggedized case.
Rubber Holster \$8.00



DMM 175A \$67.95

DMM with 20 MHz
Frequency Counter
Most Popular DMM

Freq. Counter 1Hz-20MHz
DCV 0.1mV-1000V
ACV 0.1 mV-750V
ACA/DCA 0.1 μ A-10A
Resistance 0.1 Ω -2000M Ω
Capacitance 1pF-20 μ F
TTL Logic test 20MHz
Transistor HFE test
Diode test
LED test
3 1/2 digit display
10 M Ω impedance



Fluke Multimeter


Fluke 12	\$79.95
Holster C-10	\$10
Fluke 70 II	\$65
Fluke 73 II	\$90
Fluke 75 II	\$127
Holster C-70	\$15
Fluke 77 II	\$147
Fluke 79 II	\$167
Fluke 29 II	\$167
Fluke 83	\$225
Fluke 85	\$259
Fluke 87 True RMS	\$285
Fluke 86 Automotive	\$359



LCR Meter 814
\$199.95

The Best Handheld
LCR

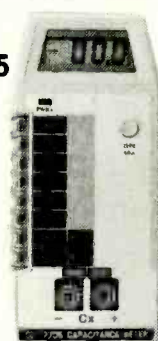
Inductance: 0.1 μ H-200H
Capacitance: 0.1pF-20,000 μ F
Resistance: 1m Ω -20M Ω
1% basic accuracy
Dissipation factor indicates leakage in capacitor and Q factor in inductor
Zero adjustment to reduce parasitics from test fixture
Best for high frequency RF and surface mount components.
SMD and chip component test probe \$25.00



LCR Meter 195
\$119.95

Very Popular LCR


Inductance: 1 μ H-200H
Capacitance: 0.1pF-200 μ F
Resistance: 0.01 Ω -20M Ω
Basic accuracy: R:1%, C:2%, L:3%
Test frequency 1 kHz



Capacitance Meter
7705 \$57.95

0.1 pF-20,000 μ F in 9 ranges
0.5% basic accuracy
Zero adjustment \pm 20pF to compensate parasitics from test fixture

Also Available:
Heavy duty DMM, AC/DC clamp meter, Thermometer, Light meter pH meter, High voltage probe Digital caliper, Anemometer Electronic scale, Force gauge Tachometer, Humidity & EMF adapter, Sound level meter Frequency counter, SWR/field strength/power meter, Dip meter




20 MHz Oscilloscope with Delay Sweep PS-205
\$429.95

Dual Trace, Component test, 6" CRT, X-Y Operation, TV Sync, Z Modulation, CH2 Output, Graticule Illum, 2 probes each has x1, x10 switch. Best price with delay sweep.
PS-200 20 MHz DUAL TRACE \$339.95
PS-400 40 MHz DUAL TRACE \$494.95
PS-405 40 MHz DELAY \$569.95
PS-605 60 MHz DELAY \$769.95


20 MHz Digital Storage Oscilloscope DS-203
\$729.95

Switchable between digital and analog modes
2 K word per channel storage
Sampling rate: 10 M sample/sec
8 bit vertical resolution (25 Level/div)
Expanded Timebase 10ms/div - 0.5 s/div
Refresh, Roll, Save all, Save CH2, Pre-Trig
Plotter Control




DC Power Supply
PS-303 \$159.00

0-30 VDC, 0-3A output
0.02% + 2mV line regulation
0.02% + 3mV load regulation
1mVrms noise and ripple
Short circuit and overload protected
PS-8200 with digital voltmeter \$179.00
Also available: 30V/5A, 60V/3A, 60V/5A
16V/10A, 30V/10A



DC Power Supply Triple Output
PS-8202 \$499.95

Two 0-30 VDC, 0-3A outputs
One fixed 5VDC, 3A output
Capable of independent or tracking operation
Constant voltage and constant current mode
Four digital meters for volt and current display
Excellent regulation and low ripple
Short circuit and overload protected
Also available: 30V/5A triple output
60V/5A dual tracking



RF SIGNAL GENERATOR
SG-4160B \$119.00

100 kHz-150MHz sinewave in 6 ranges
RF Output 100mVrms to 35 MHz
Internal 1kHz, External 50Hz-20kHz
AM modulation
Audio output 1 kHz, 1 Vrms

AUDIO GENERATOR
AG-2601A \$119.00

10Hz - 1MHz in 5 ranges
Output: 0-8Vrms sinewave
0-10Vp-p squarewave
Synchronization: \pm 3% of oscillation frequency per Vrms
Output distortion:
0.05% 500Hz - 50kHz
0.5% 50Hz - 500kHz
Output impedance: 600 ohm

FUNCTION GENERATOR
FG-2100A \$169.95

0.2 Hz - 2 MHz in 7 ranges
Sine, square, triangle, pulse and ramp
Output: 5mV-20Vp-p
1% distortion, DC offset \pm 10V
VCF: 0-10V control frequency to 1000:1



RF SIGNAL GEN./COUNTER
SG-4162 AD \$229.95

Generates RF signal same as SG-4160B
Frequency counter 1Hz - 150 MHz for internal and external source
Sensitivity <50mV

AUDIO GEN./COUNTER
AG-2603AD \$229.95

Generates audio signal same as AG-2601A
Frequency counter 1Hz-150MHz for internal and external sources
Sensitivity <50mV

FUNCTION GEN./COUNTER
FG-2102AD \$229.95

Generates signal same as FG-2100A
Frequency counter 4 digits
Feature TTL and CMOS output
SWEEP FUNCTION
GEN./COUNTER \$329.95
0.5Hz to 5 MHz in 7 ranges
Sweep: Linear 10:1/Log 10:1 20ms to 2s
AM Modulation
Gated Burst, Voltage Control Generator
Generator Control Voltage & 6 digit counter
1Hz-10MHz for internal & external sources

ALFA ELECTRONICS

P.O. BOX 8089 Princeton, NJ 08543

(800) 526-2532/(609) 275-0220

FAX:(609) 275-9536

Visa, Master Card, American Express COD. Purchase Order Welcome

15 DAY MONEY BACK GUARANTEE 1 YEAR WARRANTY

CALL OR WRITE FOR FREE CATALOG AND BEST OFFER

CIRCLE 213 ON FREE INFORMATION CARD

September 1993, Electronics Now

50A49

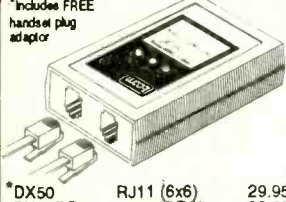
40% of circuit problems are cable problems

L-com has a solution to the need for a simplistic portable cable tester by field installers, service technicians and also by novices to locate their cabling problems. These testers are not only economical but are sturdily built for field use. Not only tests continuity but also identifies straight or cross wiring of modular cables. All testers are equipped with a 9V Energizer battery already installed and ready for immediate use.

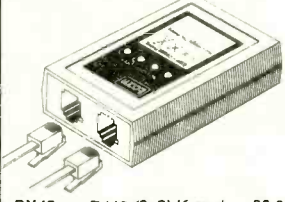
Diagnose Modular and Coax Cable Problems

Three portable testers that are economical and sturdily built for field use. Not only test continuity but also identify whether cables are wired "straight-thru" for data or "crossed" for voice wiring. Supplied with replaceable 9V Energizer battery. These testers quickly locate miswirings of twisted pair connections, indicating number of pairs connected and polarity with the two color LEDs. Leatherette carry case is not included with the modular series, but is available at \$6.95 additional (Model DXCC).

*Includes FREE hands-off plug adaptor



DX50 RJ11 (6x6) 29.95
DX50DEC MMJ (DEC) 32.95



DX45 RJ45 (8x8) Keyed 36.95

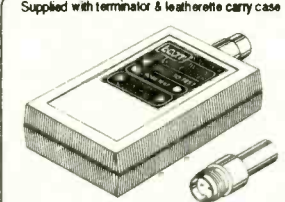
Supplied with terminator & leatherette carry case



DX35A BNC/TNC 59.95

Quickly identifies good or bad coaxial cables with BNC, TNC connectors or a combination of both as used in Wang interfaces. A short circuit between the center conductors and shield is indicated by a red illumination and good usable cable is identified by green LEDs. A pushbutton switch changes the test mode from short to open, or continuity. Supplied with terminators for testing of coaxial cables that are already installed.

Supplied with terminator & leatherette carry case



DX100B Twinx (IBM) 79.95

Identify trouble sources in systems using IBM Twinxial Coaxial Cables. The termination device allows testing of cables that are portable or installed. Continuity test of each inner conductor and short between conductors and shield. Tests for shorts between two center conductors, and has separate test for crossed wires in newly assembled cables. Modified threadless receptacle allows easy slip-on of twinx cable.

TERMS: Cash, cashiers check or money order. CODs add \$5.00/order. All major credit cards accepted. Government, institutional and corporate purchase orders welcomed. Shipping and handling: \$4.50, or 2nd day delivery, \$9.50, for 1 to 3 units. MA residents add 5% sales tax.

DISTRIBUTORS WANTED



1755 Osgood St., N. Andover, MA 01845
Tel: 508-682-6936 Fax: 508-689-9484
ORDER TOLL FREE: 1-800-343-1455

RE14

225-400 MHZ RF AMP




AM-6155/GRT UHF POWER AMPLIFIER, conservative 50 watt output from 10 W input using 8930 or DX393 tube (no choice) in silver-plated cavity drawer with 175-turn dial. Mainframe has metered solid-state power supply; requires 120/240 VAC 60 Hz

and +20 V reg 60 ma. 7x19.5x18.5, 80 lbs sh (UPS in 2 pkgs.)
USED-not tested w/schematics \$235

ME-165 SWR POWER METER

ME-165 SWR POWER METER for HF transmitter tests. Provides 52 ohm 600 watt load with SWR of 1.1:1 or less up to 30 MHz using 12/600 ohm non-inductive 50 W resistors. Has 0-600 W meter, function switch, and N connections. 13.5x9.8x9.8, 20 lbs sh. USED \$45
GOV'T-RECONDITIONED \$125
Manual \$8.50



PORTABLE STROBELIGHT



Strobe uses exciter which operates from 3 to 18 VDC 500 MA and has mount base that will fit on broomstick. Change plug to a car lighter plug and strobe makes great emergency light for car or boat! Bulb size: 1.5"H x 1.3" dia; cord 60". 3 lbs.
#SDU-30/E, unused \$24.95
LIGHTER DC CORD & PLUG, 15 ft. \$4.00

H-P 500 MHZ COUNTER

HEWLETT-PACKARD 5328AF/096 FREQUENCY COUNTER with opt 030 for 5-512 MHz freq-range 15 MV sensitivity and opt 011 for HP-1B computer interface. Has 9-digit LED display and resolution 0.1 Hz-1 MHz in 8 decade steps. Channels A & B 100 MHz module have 1-10-100 ATTN and Marker output. Requires 120/240 V 48-66 Hz. 3.5x18.5x19, 28 lbs sh. USED-Repairable \$350
Checked, except for HP-1 Computer Interface \$495



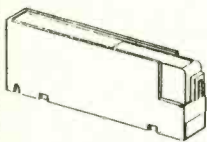
Prices F.O.B. Lima, O. • VISA, MASTERCARD Accepted.
Allow for Shipping • Write for latest Catalog
Address Dept. ES • Phone 419/227-6573 • Fax 419/227-1313

FAIR RADIO SALES

1016 E. EUREKA • Box 1105 • LIMA, OHIO • 45802

Summer LASERS Specials

Complete Helium Neon Laser



SPECIFICATIONS:
Input Voltage: 10-14 VDC
Power Consumption: 7 watts
Duty Cycle: Continuous
Dimensions: 6.3x2.2 x 1.4 inches
Wavelength: 633 nm
Mode: TEM₀₀
Polarization: Random

These self contained Modules house a He Ne Tube and high voltage power supply. Complies with C.D.R.H. regulations. Comes with a one year warranty. 1 mW typical output

SUMMER SPECIAL! \$3900
BFD-1

110 VAC to 12 VDC @ 800 mA Adaptor for above He Ne Laser. # APT-12 \$10.00

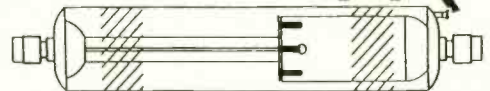
Miniature Laser Module



This miniature Module contains a Laser Diode, Drive Circuit, and Collimating Optics, enclosed in a rugged, anodized aluminum housing. Operates on 3 to 6 VDC. Output 2.5 mW @ 670nm. Specification Sheet included. Complies with C.D.R.H. regulations. Comes with a one year Factory Warranty.



He Ne Laser Tube



Tested 1 mW typical output used tubes. Operates on 1300 VDC @ 4.5 mA.
Dimensions: 5.8" x 1.0" diameter. \$1000
Specification Sheet included. # BT-12

Laser Diode & Heat Sink


New Mitsubishi, 3 mW 780 nm Laser Diodes mounted in a heat sink. Specification Sheet included. # LD-42 \$500

For Fast Service: Call to ship C.O.D. Add \$10 for S & H. AZ residents add 6.5% tax.
Call or write for a **FREE CATALOG** on Lasers & Optics.
5035 N. 55th AVE., #5 / P.O. BOX 1724 / GLENDALE, AZ 85301
Phone: 602-934-9387 Fax: 602-934-9482



Unbeatable Discount Prices

1 YEAR WARRANTY
15 DAY MONEY BACK GUARANTEE



MT-100

Reg. \$595.

\$399.00

Four Instruments in One Instrument

- 1 Function Generator**
 - Sine, Square, Triangle, Pulse, Skewed Sine, Ramp, TTL
 - 0.02 Hz ~ 2MHz
- 2 Frequency Counter**
 - 8 Digit LED
 - 1 Hz ~ 100MHz
 - ± (1 Hz + 1 dgt. + Time Base Error)
- 3 Power Supply**
 - 3-1/2 Digit LCD
 - Triple output: #1. 0-50V, 0.5A MAX #2, 15V, 1A #3. 5V, 2A
- 4 Digital Multimeter**
 - 3-1/2 Digit LCD
 - DCV, ACV, Ω, DCA, ACA
 - ± (0.5% + 2 dgts)

BEST BUY! O'SCOPES

2 Yr. Parts/Labor Warranty



25 MHz Dual

Reg. \$525.

\$299.00

25 MHz Dual w/Component Test

Reg. \$595.

\$379.00

40 MHz Dual/Delay

Reg. \$695.

\$499.00

OS-3304/3324, 25 MHz

- DC to 25 MHz. Dual Channel
- 6" Rectangular CRT with Internal Graticule 10x8cm (Phillips P31)
- Uncalibration LED.
- High Sensitivity 1 mV/div to 20V/div X-Y modes, Z Axis (intensity modulation)
- Rise time 14n Sec. or less.
- Full TV Trigger for TV-V & TV-H
- Acceleration Potential 2kV

OS-3315, 40 MHz Sweep Delay


- DC to 40 MHz. Dual Channel
- Delayed Sweep 100nS to 1 Sec.
- 6" Rectangular CRT with Internal Graticule 10x8cm (Phillips P31)
- Uncalibration LED.
- High Sensitivity 1 mV/div to 20V/div X-Y modes, Z Axis (intensity modulation)
- Rise time 8.5nS or less.
- Full TV Trigger for TV-V & TV-H
- Acceleration Potential 12kV

GoldStar Oscilloscopes

- OS-7020A. 20MHz Dual Reg. \$525. **\$395.00**
 - OS-902RB. 20MHz Dual/Read Out Reg. \$795. **\$595.00**
 - OS-9040D. 40MHz Delay Reg. \$695. **\$575.00**
 - OS-904RD. 40MHz Dual/Read Out Reg. \$895. **\$695.00**
 - OS-8100. 100MHz 8 Trace Reg. \$1,395. **\$1,145.00**
- Other Models Call for Price

FG-150

Reg. \$395. **\$229.00**



2MHz Sweep / Function Generator w/Built-in Frequency Counter

- 4 Digit LED Display
- 0.2 Hz ~ 2.0 MHz
- Sine, Square, Triangle, Pulse, Skewed Sine, Ramp, TTL
- Linear or Logarithmic Sweep
- Variable DC Offset Control
- 10 MHz Frequency Counter

Best Buy!

1.0 GHz Counter FC-200

Reg. \$395. **\$199.00**



High Resolution Frequency Counter

- 1.0 Hz ~ 1.0 GHz
- 8 Digit LED Display
- Auto & Manual Range
- Measured Value Hold
- 4 Selectable Gate Times
- Below 20mV Input Sensitivity
- 1mΩ & 50Ω Input Impedance
- 10:1 Input Switchable Attenuator

Reg. \$199. **\$119.00**



RF Signal Generator, SG-310 100KHz - 150MHz

- 100KHz ~ 150MHz, 6 Ranges.
- Accuracy: ± 5%
- RF Output: 100 m Vrms (Up to 35MHz Unloaded)
- Modulation Int. 1KHz (AM) 30% Ext. 50Hz ~ 20KHz
- Audio Output: 1KHz Min 2 Vrms


Reg. \$199. **\$119.00**



Audio Generator, AG-350 10Hz ~ 1MHz

- 10Hz ~ 1MHz, 5 Ranges.
- Accuracy: 5% ± 2
- Output Impedance: 600Ω
- Sine Wave Output
 - Range: 10Hz ~ 1MHz
 - Output Voltage: 8 Vrms
- Square Wave Output
 - Range: 10Hz ~ 100KHz
 - Output Voltage: 15Vp-p


Reg. \$249. **\$159.00**



DC Power Supply, PS-500 0-30VDC, 0-3A

- 0 ~ 30VDC Continuously Variable
- Regulation: ≤ 0.01% + 3mV
- Ripple Voltage: p-p ≤ 2m Vrms; ≤ 1mV
- 0.1A ~ 3A Constant Current
 - Regulation: ≤ 0.2% + 3mA
 - Ripple Current: ≤ 3m Arms
- Short Circuit Overload Protection w/Indicating Lamp

Reg. \$399. **\$289.00**



DC Power Supply, PS-500 0-16VDC, 0-10A

- 0 ~ 16VDC Continuously Variable
- Regulation: ≤ 0.01% + 3mV
- Ripple Voltage: p-p ≤ 2m Vrms; ≤ 1mV
- 0.1A ~ 10A Constant Current
 - Regulation: ≤ 0.2% + 3mA
 - Ripple Current: ≤ 3m Arms
- Short Circuit Overload Protection w/Indicating Lamp

Oscilloscope Probes Switch Selectable X1 / X10



HP-9060, 60MHz

Reg. \$29. **\$15.00**

HP-9150, 150MHz

Reg. \$49. **\$22.00**

HP-9250, 250MHz

Reg. \$59. **\$29.00**

Auto Bargraph w/Holster



DM3200

Reg. \$99.

\$59.00

- Auto & Manual
- 3-1/2 Digit
- 32 Seg. Bargraph
- Diode Test
- Continuity Beeper
- Data Hold
- Auto Power Off
- Low Battery Mark
- Over Range Mark
- Holster



DM3000

Reg. \$69.

\$44.00

DM3050

Reg. \$99.

\$54.00

DM3100

Reg. \$99.

\$54.00

Multimeter Multi-Function w/Holster

- 3-1/2 Digit
- 1.5" Big LCD
- Heavy Duty, 20A
- Capacitance
- TR-hFE
- Diode
- Low Battery Mark
- Over Range Mark
- Protective Holster
- Tilt Stand

- DM3050 Only
 - Frequency
 - Continuity
 - Beeper
 - DM3100 Only
 - Temperature w/Optional Probe
- Reg. \$15 **\$8.00**
- Continuity
 - Beeper

BMC Your Best Source for High Standard Electronics

13700 Alton Pkwy., Ste. 154-282
Irvine, CA 92718

Order & Free Catalog

800-532-3221

(714) 586-2310 Fax (714) 586-3399



Motorless Robots!



Just 14 cm long!

Create direct linear action with Muscle Wires®—they actually contract up to 5% when powered! Use them in robots, planes, railroads—anywhere you need small, strong all-electric motion.

What are Muscle Wires?

Muscle Wires are highly processed strands of a nickel-titanium alloy called *nitinol*. At room temperature they are easily stretched by up to 5% of their length. When conducting an electric current they return to their original "unstretched" shape with a force thousands of times their weight.

How strong are Muscle Wires?

The force a wire pulls with varies with size, from 35 to 930 grams. For more strength, use several wires in parallel.

How fast can Muscle Wires activate?

They contract as fast as they are heated— as quickly as 1/1000 of a second. To relax, the wire must cool again. Rates of many cycles per second are possible with active cooling.

Flexinol Muscle Wire Specifications

Wire Diameter (µm)	50	100	150	250
Resistance (Ω/m)	510	150	50	20
Contract Force (grams)	35	150	330	930
Typical Current (mA)	50	180	400	1000

How much power do Muscle Wires need?

Power varies with wire diameter, length, and surrounding conditions. Once the wire has fully shortened, power should be reduced to prevent overheating.

What are the advantages of Muscle Wires?

Small size, light weight, low power, very high strength-to-weight ratio, precise control, AC or DC activation, long life and direct linear action and much more!

Get our all new 128 page Book and Deluxe Sample Kit with full plans for Boris and 14 other motorless motion projects. Includes one meter each of 50, 100 and 150 µm diameter Muscle Wire—everything you need to get moving today!

Ask for our FREE Muscle Wires Technical Brochure

TOLL FREE 24 Hour Order Line
800-374-5764

VISA MasterCard

Mondo-tronics

524 San Anselmo Ave. #107-24
San Anselmo, CA 94960

Questions: 415-455-9330
Fax: 415-455-9333
Internet: mondo@holonet.net

New Book & Deluxe Kit
only
\$59.95

Plus \$5.00 P&H
CA orders add tax

International Orders Welcome! First Class P&H: \$11.00



LOW WAREHOUSE PRICES!

1MB SIMM 80ns \$32
4MB SIMM 80ns \$139

TYPE	PKG.	100ns	80ns	60ns
256K x 4	DIP	\$3.95	\$4.25	\$4.35
1M x 1	DIP	\$3.59	\$3.69	\$3.76
256K x 9	SIMM	\$6.99	\$9.64	\$10.92
80ns				
1M x 9 3 chip	SIMM	\$32.00	\$34.00	\$36.00
1M x 9 9 chip	SIMM	\$34.50	\$34.75	\$36.50
4M x 9 9 chip	SIMM	\$139.00	\$146.00	\$159.00
1M x 36 72 pin	SIMM	\$139.00		
70ns				
1M x 9 3 chip	SIMM	\$32.00	\$34.00	\$36.00
1M x 9 9 chip	SIMM	\$34.50	\$34.75	\$36.50
4M x 9 9 chip	SIMM	\$139.00	\$146.00	\$159.00
1M x 36 72 pin	SIMM	\$139.00		

MATH CO-PROCESSORS/CPU's

80387-SX	16-25	INTEL	\$76.47
80387-DX	16-33	INTEL	\$82.35
83SX87	16-25	CYRIX	\$56.47
83DX87	16-33	CYRIX	\$63.52
83D87-40		CYRIX	\$73.00
ODP486-DX2	66MHZ	INTEL	\$592.00
ODP486-DX2	50MHZ	INTEL	\$456.00

CACHE MEMORY ALSO IN STOCK!

408-559-0603

FAX 408-559-0301

2059 Camden Ave., #330 San Jose, CA 95124

All merchandise 100% guaranteed. We accept VISA, MC, Discover and company P.O.'s with prior approval. Price, delivery and manufacturer subject to change. Minimum order \$100. Returns require RMA; non defective returns subject to a 15% restocking fee.

Earn \$1000

A Week While You Learn High Paying VCR Repair.

Earn While You Learn . . .
Secrets Revealed . . .



Train at Home

If you are able to work with small hand tools and possess average mechanical ability, you could earn top dollar part time or full

time. Our learn by doing method teaches you how to work on VCR's without boring unnecessary electronic basics.

For Free Information Package Send Coupon to:
Foley-Belsaw Institute, 6301 Equitable Road,
Kansas City, MO 64120


Check VCR (Check One Box Only)
or another VCR Repair, Dept. 62065
High Paying Computer Repair, Dept. 64001
Career Advance VCR Repair, Dept. 65001
Field Camcorder Repair, Dept. 66001
 Fax Repair, Dept. 67001
 Printer Repair, Dept. 68001
 Digital Electronics, Dept. 69001

FOLEY BELSAW
Since 1926

Name _____
Address _____
City _____
State _____ Zip _____

CIRCLE 305 ON FREE INFORMATION CARD

SPY ON THE EARTH



See live on your PC
what satellites in orbit see

Learn how you can benefit greatly from this exciting new technology. Send \$39 check or M.O. (\$45 air, \$50 overseas) for our fantastic 12 diskette set of professional quality copyrighted programs (IBM type) that does satellite tracking, data acquisition, image processing, 3-D projections and more. Diskette and information package includes fully enabled programs (some with C language source code), satellite views, hardware schematics, catalog and discount certificate.

Reception guaranteed Worldwide
Absolutely legal
No satellite dish needed

For FREE information log on to our bulletin board with your MODEM at (718) 740-3911 or call (718) 468-2720, to place an order. Buy with confidence. We've been in business since 1956.

VANGUARD Electronic Labs
Dept. EN, 196-23 Jamaica Ave.
Hollis, NY 11423

Give Us A Look.



Thousands of unusual items for the electronically minded. Power supplies, batteries, lamps, switches, solenoids, electrical components, electronic instruments, tools, motors, pumps, fans, fiber optics, lenses, lab supplies, tape, magnets, containers, office supplies, science books, and toys. Amazing secret source of surplus items 50% to 90% off original prices. Send the information card for a free catalog.



EST. ABOUT 1937

AMERICAN SCIENCE
& SURPLUS

3605 HOWARD ST • SKOKIE, IL 60076

CIRCLE 282 ON FREE INFORMATION CARD

**WALL WART**

240V in, 26.8V AC out, or 120V in, 13.4 V AC out.
Rated 1 Amp. (93E012) **\$4.95 each**

**STEREO EARPHONES**


Unit impedance 32Ω ±1.5%; 27mm mylar speakers with washable ear sponge; max. power 0.05W; 4-foot cord; compatible with all personal stereo products.
(93V002) **\$3.95**

**ELECTRET CONDENSER LAPEL MIKE**

Operating voltage 3 - 9 V. Current 50 - 100 mA. Impedance out approx. 10 KΩ. (93V003)

\$4.95 each**SILICON VALLEY GOLD**


Over 50 pounds of printed circuit boards from computers, monitors, modems, test, RF and microwave equipment, all stuffed with goodies such as toroids, IC's, switches, sockets, connectors, oscillators, crystals, transistors, diodes, varactors, etc. A gold mine of usable parts.
(92Z037) **50 Lbs. for \$49.95**

**TVRO MOTHERBOARD**

These defective units contain many useful parts including a 950-1450 MHz tuner, two NEC5150 gain blocks, filters, etc. These are from different manufacturers and may differ from photo. (92A068)

\$24.95 each**DUAL RCA CABLE**

Shielded cable, 4' long, can be separated into two cables. (92W024) **3 for \$1.00**

**DB-9 MALE CABLE**

High-quality, black shielded single-ended cable, approx. 3 ft. long. (93W006) **99¢ each**

P.C.B. MOUNT TRANSFORMER

12 VCT @ 0.5 A. 120/240V PRI. 1.875"L x 1.5"W x 0.875"H. (93N008) **\$2.49 each or 4 for \$7.95**

**LIGHTED METER**

Scale 0-10. Movement: 500 μA. Lamp: 12V @ 20 mA. Mounts in 1 7/8" x 9/16" hole. (93Z009)

\$2.49 each**75Ω, 0.5W BNC TERMINATOR**(93J007) **\$1.95 each****SWITCH BONANZA**

Assorted switches. May include rotary, toggle, slide, "micro," breaker and weird. (92B012)

50 for \$4.95**BIG FEET**

Sturdy plastic feet, approx. 3.25" dia. by 0.625" high, support your computer, hi-fi equipment, etc. (93Z010)

Four for \$3.79**DOS 6.0**(93C014) **\$39.95****JUMPER CABLE**

3.5mm to 3.5mm, 2-conductor, 4 feet long. Use for copying, Porta-Peter, etc. (93W007) **99¢**

ILQ-74 QUAD CHANNEL OPTO-ISOLATOR IC



7400 series, TTL compatible. Eiso=6000 V. Capacitance=0.5 pF. With data. (92I017)

\$1.95 each 10 for \$17.50**"DUKE'S DELIGHT"**

Five pounds of assorted electronic hardware: fasteners, nuts, bolts, screws, brackets, springs, standoffs, arms, gears, pulleys and indescribable metal stuff scrounged from Silicon Valley's surplus to complement your hardware hoard. (92Z009) **5 lbs. for \$4.95**

CALL OUR BBS TO LEARN WHAT'S SHAKIN' IN CALIFORNIA!**(408) 943-0622****9600 Baud • N-8-1 • 24 Hours****PETSTER GODZILLA**

This hi-tech robotic toy dinosaur (approx. 15" tall) has current sensors in its drive motors which allow it to detect and back away from obstacles. Commands in the form of handclaps cause the robot to furr, go forward, back, roar like the "real thing," etc. In the random mode your robotic dinosaur will explore your home. An automatic battery conservation mode assures long life of the 4 "C" cells required to power it.

(93T001) **\$39.95 each****DB-25 FEMALE TO 20-PIN EDGE CONNECTOR**

12" long ribbon cable.
(93W004) **99¢**

**SEAGATE ST325X**

3.5" 20MB, 8-bit IDE hard drive. New, with 90-day warranty.
(93C006) **\$79.00**

• Seagate 8-Bit IDE Controller for above. (93C007) **\$9.00**

AT DESKTOP CASE 200W Power Supply Installed

Full-size, brand new! (93C013) **\$49.95**

DIP TANTALUM CAPACITOR ASSORTMENT


100 popular values. (92P045)

Only \$12.95


We have a complete line of tantalum caps. Call or Fax your want list today.

TO-3 HEAT SINK

Approx. 1.75" x 1.75" x 1.25". Large quantities available. (93U010)

25¢ each**100 for \$19.95****SUPER POWERFUL MAGNET ASSEMBLY**

Two magnets, approx. 1.75" x 2.25", mounted in a metal frame. Strength is approx. 1300 Gauss each. (92N001) **\$15.95 pair**



Retail Store Hours:
M-F 9-6 • Sat. 10-3

Also Visit:
ASCII ELECTRONICS
1020 Marietta Way
Reno, NV 89431
(702) 355-8822


**ALLTRONICS****2300 Zanker Road • San Jose, CA 95131**

VISA - MC - AMEX cards accepted. Minimum order \$15.00.

California residents add 8.25% sales tax. Shipping additional on all orders.

Phone (408) 943-9773 • Fax (408) 943-9776

CIRCLE 215 ON FREE INFORMATION CARD



Knight Patrol® II Talking Security System


A high-end alarm at an affordable price!

- Stops burglars before they break-in by verbally warning them away.
- High quality female voice with 220 word vocabulary.
- RS-232 port connects to any IBM PC compatible for complete customizing and status (software included).
- 24 zones monitor sensors inside and outside plus an auxiliary alarm and supervised fire zone.
- Automatically switches intercom speakers to alarm.
- Two 12 Amp. relays for sirens and control functions.
- Complete alarm status from keypad, PC, or verbally.
- Speakers announce location of prowlers.
- Alert/Sleep monitoring modes.
- Alpha-numeric LCD keypad.
- Multiple user alarm codes.
- Continuous power monitoring.
- Expandable and MORE!

Paladin Electronics

19425-B Soledad Cyn. Rd.
Suite 333 RES
Canyon Country, CA 91351
(805) 251-8725

Dealer enquiries invited.



Universal Microprocessor Simulator/Debugger V2.0

- * Simulates Z8, Z80, 64180, 8048, 8051, 8085, 6800, 6801, 6805, 6809, 6811, 6303, 6502 & 65C02.
- * Assembler and Disassembler.
- * Windowed Symbolic Simulator/Debugger. Accepts Binary, Intel, and Motorola hex formats.
- * \$90 each CPU (\$7 S&H).

Romy-16 EPROM Emulator

- * Emulates ROMs 2716-27010 or RAMs 6116-628128 of 8- and 16-bit systems. Monitors address bus.
- * Downloads 8 Kbyte per second.
- * Introductory offer \$155 (2716-27256) and \$205 (2716 - 27010).
- * Option: 8 hardware breakpoints assembler, disassembler, debugger and communication protocol for 8-bit system add \$100.
- * 90-day warranty (\$7 S&H).

80C31 Microcontroller

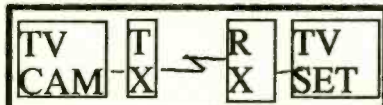
- * 40x4 LCD display.
- * 8K ROM, 1K SRAM.
- * \$50 each (\$7 S&H).

J&M Microtek, Inc.

83 Seaman Road, W Orange, NJ 07052

Tel: (201)-325-1892 Fax: (201)-736-4567

MICRO VIDEO SYSTEMS



Micro TV Cameras, Micro TV Transmitters, Small Compact Receivers & Downconverters. Amateur TV, Industrial RF links We have them all 2 1/4" x 1 3/8" B/W video cameras, Color cameras, **Night Vision** video systems. **ECC certified** RF devices. All video cameras are NTSC format @ 1v p-p. R/C Models, Robotics, Security, Model Rockets, Hazardious Materials handling, Product control. Fuzzy Logic input device, Computer Image Capture. Pool monitoring

MICRO VIDEO PRODUCTS

INFO. LINE: 714 646-8266

FAX LINE: 714 545-8041

ORDER LINE: Canada, USA, Mexico


800-473-0538

1334 SO. SHAWNEE DR.

SANTA ANA, CA. 92704

MO. VISA MasterCard AmEx.

The Real Logic Analyzer



- 5 Input Capture channels via printer port
- High Speed 64K input capture buffer
- Captures up to 6.5 sec. of real time data
- Glitch capture and display
- Full triggering on any input pattern
- Pre and post trigger viewing adjustable
- Automatic time base calibration
- 4 Cursors measure time and frequency
- Save, print or export waveforms (PCX)

New Version 2.0
Our popular Logic Analyzer Software has been improved! Join the hundreds of satisfied customers who have turned their IBM AT or compatible computer into a fully functional digital Logic Analyzer. Stop the guess work when troubleshooting your next project and see the full picture! Just connect the optional test cable (or make your own) to the existing printer port of your computer and you are ready to go.

Requires 286, or higher with EGA or VGA display.

Software only:

\$79.95 US

Optional test cable:

\$17.95 US +\$5us SH

Call/Fax/Send for

FREE info.


Tel: (613)599-7088

Fax: (613)599-7089

LOGIXELL
ELECTRONICS

61 Piper Cr.
Kanata, Ont.
K2K 2S9 Canada
VISA / MC

Prototype it..... FAST!



- with ProtoQuick 8051 or Z8
- Complete single board computers
- Up to 32K EPROM and 8K RAM
- 12 sq. in. drilled through proto area
- RS232 C serial port w/ DB25 cone.
- Op. sys. in EPROM w/ source code
- Assembled, ready to run - So. only
- MS-DOS on-board assembler included

ProtoQuick Z8 and 8051

\$99.00 each

Software Science
3750 Richardson Road
Cleveland, OH 44124 USA
Software Science (513) 561-2060

Run prototype applications or experimental hardware from the serial port - WITHOUT PROGRAMMING!

CAUTION: HAZARDOUS WAIST.




Excess fat increases your chances of high blood pressure and diabetes. Which increase your risk of heart disease. Good reasons to start a waist disposal program today.

You can help prevent heart disease and stroke. We can tell you how. Call 1-800-AHA-USA1.



This space provided as a public service.
©1993, American Heart Association



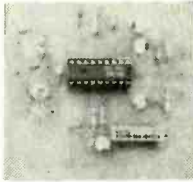
TOLL FREE ORDER
HOT LINE
1-800-423-0070

KIT CORNER

WIRELESS FM STEREO BROADCASTER KIT


CAT. NO. SFM-II \$19.95

DC'S all new FM Stereo Transmitter Kit is based upon the unique BA1404 Stereo Broadcaster Integrated Circuit that includes all the complex circuitry to generate the stereo signal. The kit includes the new special IC, a 38 KHz crystal, circuit board, and all the small components. This fascinating project will provide many hours of enjoyment as you re-broadcast your CD/VCR/Cassette or stereo broadcasts from your satellite system thru your high-quality FM home or auto stereo system.



FUNCTION GENERATOR KIT ORDER FG2 KIT

\$19.95



A great project to enhance your bench. This handy little function generator has a built-in buffer amplifier, a 3-decade range selector switch that covers 15 Hz to 25 kHz, output level control and function switch to select sine, square, or triangle.

ICL7106 EV KIT LCD DIGITAL PANEL METER NOW \$24.95


The ICL7106 EV Kit is based upon a 3-1/2 digit A/D converter that includes all the circuitry to build a digital panel meter. Operates from a 9-v battery. Includes LCD, 7106 IC, circuit board and small parts. Builder must add resistors to expand to multi-meter

POWER SUPPLY KIT PS-1 \$16.99

Output of this power supply is continuously adjustable from 1.2 to 25V DC. The LM317T voltage regulator provides excellent regulation and ripple rejection. Includes a 1 A transformer, PC board, LM317T, 2 binding posts, and all small parts.

70-WATT STEREO POWER AMP 35 WATTS PER CHANNEL

Now you can boost your low power car stereo with the new PM-35 module kit. Each module can provide up to 35 watts per channel while operating from the vehicle's battery into a 4 ohm speaker system. New hi-tech power op-amps are used in a unique circuit to increase voltage swings, thus more power. Additional modules can be used to increase power to 100 or 200 watts/channel.
ORDER PM-35 KIT \$19.95



PC BOARD HACKERS CORNER

PC BOARD SUPPLIES
Copper clad boards for use with TEC-200

22-250	3 x 6	\$1.62
P1-36	3 X 6	2.03
22-260	4 X 6	2.27
22-261	6 X 6	2.88
22-263	6 X 9	4.08

MAKE CIRCUIT BOARDS THE NEW, EASY WAY



WITH TEC-200 FILM
JUST 3 EASY STEPS

1. Copy circuit pattern on TEC-200 film using any plain paper copier.
 2. Iron film onto copper clad board.
 3. Peel off film and etch.
- ORDER TEC-200-10 FOR TEN

POSITIVE PRESENTIZED PC BOARDS

22-330	2 X 4	\$3.83
22-332	3 X 4	4.40
22-334	4 X 6	5.78
22-336	6 X 6	7.60
22-338	6 X 9	9.63

DC'S PARTS WAREHOUSE

UNIVERSAL DECODER (RE MAY 1990) ICs

CD22402E	7.95	CA3126E	1.95	NE564	2.29
LM733	.99	74C00N	.29	CD4053	.50
LM7805	.50	LM7812	.50	LM7905	.50
18 Uh CHOKE	.39	3.58 MHz	1.00		

ORDER ABOVE ITEMS DIRECT FROM THIS PAGE

MORE KITS

3 DIGIT LED DVM ONLY 3" X 3" READS 0 TO 100 V DC ORDER DVM3 \$19.95
FM WIRELESS BROADCASTER FMI \$ 9.95
8038 FUNCTION GEN. KIT FGI \$ 9.50
SEQUENCER PROJECT SEQKIT \$ 9.50
CHRISTMAS TREE PROJECT
Build this unique seasonal project and have an unusual conversion piece. Powered by two D cells, 17 LEDs flash in a seemingly random fashion. Kit includes everything except batteries. ORDER XMASKIT \$16.95

UNIQUE IC's

NE602	\$2.00
UGN3013	.98
ULN2429	1.75
ZN414	2.00
XR2206CP	4.75
XR2212CP	4.75
MAX232	5.40
ULN3330	1.50
ICL8038	3.85
ICM7226BIPL	23.50

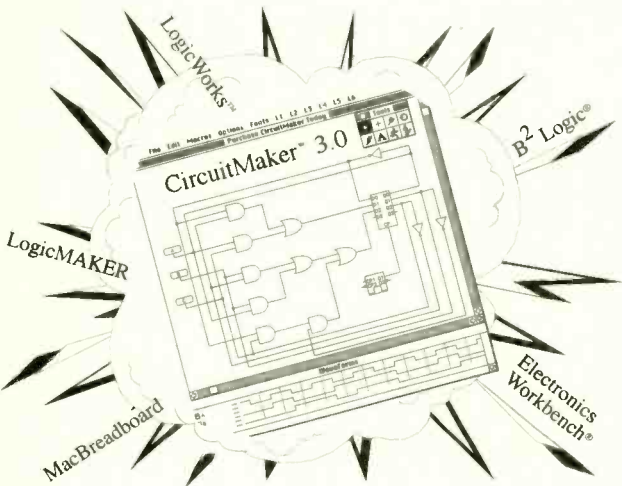
DC ELECTRONICS

TO ORDER FROM THIS PAGE CALL: 1-800-423-0070
SEND MAIL ORDERS TO:
PO BOX 3203 SCOTTSDALE, AZ 85271

CircuitMaker™ 3.0

Schematic Capture and Digital Simulation

It Blows the Competition Away!



There is no more competition, CircuitMaker...

- is the easiest to use
- is the most expandable
- has the best simulation tools
- is the best choice for schematic & digital simulation

You be the judge, call today to find out why students, educators, hobbyists, and professionals around the world are making the move to CircuitMaker.

(801)226-4470

Available for Windows and Macintosh – Only \$199

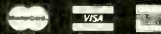
Demo Disk \$10 Competitive Upgrade \$99

All trademarks are the property of their respective owners

MicroCode Engineering

1943 N. 205 W.
Orem, UT 84057

FAX orders to:
(801)226-6532




Take Stock in America **U.S. SAVINGS BONDS**



A public service of this magazine

PCB ARTWORK MADE EASY!



"Are you tired of laying down tape or wire wrapping to make printed circuit art? End the nightmare with the PCB Boards Circuit Layout Program for just \$99.00! Easily create single or double-sided circuit boards with professional results."

- EGA, VGA, & SuperVGA
- Gerber and Excellon output
- Built-in help screens
- Component libraries
- Build custom parts easily
- Copper flood for building ground planes
- Block move, copy, rotate, save, etc.
- Comes with dot-matrix & laser output
- Make pcb's with heat transfer film
- Mirror imaging for laser output

Requirements: DOS 3.0 or later, 1 disk drive, 384k of RAM, IBM-PC or compatible

Download Demos from our 24hr BBS at (205) 933-2954

PCBoards Software Prices: Add on Software:

PCBoards Layout	99.00	PCRoute Autorouter	99.00
Gerber and Excellon Drivers	49.00	PCRoute+ Autorouter	149.00
Plotter Drivers	49.00	SuperCAD Schematic	99.00
Demo Package (all software)	10.00	SuperCAD+ Schematic	199.00

Use PCBoards, PCRoute, and SuperCAD as a "system" to create pcb art from a schematic!
PCBoards - 2110 14th Avenue South, Birmingham, AL 35205 / Ph. (800)473-PCBS Fax (205)933-2954

base unit \$179 Digit Decoder

Telephone/Scanner/Tape
Options include: Time Stamp, Caller I.D. and RS-232 Serial Port



Shirt-pocket sized
Battery operated
Built-in Microphone
DTMF & Rotary-dial phones
Stores 2,000 digits, non volatile
MF (internal TELCO) option

DS4000-MCST
Caller ID, Touch-Tone, Price FOB dest (US) \$350
Rotary, and Time-Stamp: Immediate delivery

Caller I.D.-Computer Interface

Caller I.D. Converter **\$59**

See who is calling before answering phone!

Prevent unauthorized access to modem/BBS.

Grabs signals from phone lines.
Cheap TSR software saves calls.

CID Converter \$59
CID Converter Kit 42
TSR Software 7.50
CID Book 14.50 (w/purchase)



Caller Identifiers



International MicroPower Corp., 65 Palm Dr., Camarillo, CA 93010
CA Residents MUST add sales tax. All orders add \$6 shipping (\$10 if COD)

1-800-992-3511 Orders
1-805-482-2670 Inquiries

MC/VISA

PRICES YOU CAN'T BEAT!

IMMEDIATE SHIPMENT FROM STOCK • SATISFACTION GUARANTEED

SOUTHPAW ELECTRONICS

Serving The Electronics Industry For Over 50 Years

PLUS
FREQUENT
BUYER
BONUS
PLAN!

CAPACITORS

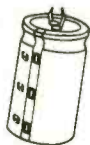
Dipped Solid Tantalum

MFD	VOLT	Price
.22	35	.12 ea.
.47	35	.12 ea.
1.0	35	.18 ea.
2.2	35	.17 ea.
3.3	20	.17 ea.
4.7	35	.24 ea.
6.8	35	.38 ea.
10	16	.28 ea.
10	25	.35 ea.
10	35	.45 ea.
15	16	.25 ea.
22	10	.20 ea.
22	16	.32 ea.
22	25	.45 ea.
33	16	.30 ea.
47	10	.38 ea.
68	6.3	.50 ea.
82	6.3	.50 ea.
100	6.3/10	.75 ea.
150	6.3	1.50 ea.

Minimum 10 Pieces Per Type

Nichicon - Snap-In Lytic

220MFD 160VDC
(22x30mm)\$.60ea
220MFD 400VDC
(25x50mm)\$1.60ea
470MFD 200VDC
(35x30mm)\$1.75ea
10,000MFD 25VDC
(30x31mm)\$2.25ea



I.C. SOCKETS

Gold Machine Pin



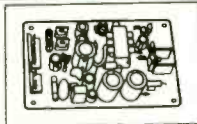
	Each	10/Lot
8 Pin	\$.24	\$2.00
14 Pin	\$.42	\$3.50
16 Pin	\$.48	\$4.00
18 Pin	\$.54	\$4.50
20 Pin	\$.60	\$5.00
22 Pin	\$.66	\$5.50
24 Pin	\$.72	\$6.00
28 Pin	\$.84	\$7.20
40 Pin	\$1.00	\$8.50
48 Pin	\$1.35	\$11.00

115VAC/3 SPEED FAN MOTOR

Mfg: FASCO/USA
RPM 1350/1150/1050
1.25 A, Dual Shaft UL/CSA
Size (w/o shaft) L3"xD3.3"
Shaft size: D .3"x1"L
\$4.95ea. 10/\$40.00



50 W Zenith Switching POWER SUPPLY



Input: 115/230 VAC 50-60 Hz
Output: 5 VDC @ 3A, +12 VDC @ 2A
 -12 VDC .5A
UL/CSA, L 6 1/4" x W 4" x H 2"
Factory New \$14.95 Ea. 10/\$125.

G.E. VOLT-PAC VARIAC (Variable Transformer)



Input: 120 VAC/60 HZ
Output 0-120 VAC @ 4.0 Amp
Model # 9T92Y, Dial Plate Not Included \$24.95 Ea.

LED's

Standard Jumbo 5MM or 3MM
Red \$.06 ea. 20 piece
Yellow \$.07 ea. minimum
Green \$.07 ea. per item

LED Kit - "Super Value"

All Colors - All Sizes

Kit #100 100 asstd. \$ 4.99/Kit
Kit #500 500 asstd. \$18.00/Kit

Bourns 3/8" Sq Multi-Turn Cermet Sealed Trimpot

25 Turn
#3299P-1-102 1KΩ
#3299P-1-104 100KΩ
\$1.60 each



1/4" Sq. S. Turn Cermet Sealed Trimpot

Equal To Bourns #3362-Side Adj.

500Ω 10 Pcs.
100K \$2.50
1MEGΩ No Mixing

COAX CABLE 50Ω TEFLON DIELECTRIC

Type RG178B/U100-\$20/1000-\$145

"HOBBYIST SPECIAL!"



LED

Display Assortment

Contains

Half Digit - Single Digit - Dual Digit Units
Common Cathode & Common Anode
Reds & Greens

A Must For Every Hobbyist - Supply Limited!

25 Piece Assortment

\$9.95

PLUG-IN WALL TRANSFORMERS

	Each	10/Lot
5.6 VAC @ 200 MA	T.I. \$.95	\$ 8.00
9.0 VDC @ 450 MA	G.E. \$3.25	\$30.00
12 VDC @ 100 MA	Pana. \$1.25	\$10.00
14 VDC @ 450 MA	G.E. \$2.50	\$22.00
14 VDC @ 700 MA	G.E. \$3.25	\$30.00
*18 VAC @ 1.35 A	T.I. \$4.50	\$40.00
28.5 VAC @ 150 MA	Import \$4.50	\$40.00
18 VAC @ 2.2 AMP	Import \$2.75	\$25.00
20 VAC @ 700 MA		

* Table Top Model/2 Secondaries

NI-CAD RECHARGABLE BATTERY PACK

3.6 V 280 Ma/H
Mfg. VARTA
#3V/28OR
\$2.75 Ea., 10/\$25.00



SOLDER

Kester 60/40
Rosin Core Solder
1 lb. Rolls
\$5.99 each



COOLING FANS



	Each	10/Lot
115 VAC 4.7"	\$5.75	\$55.00
12 VDC 4.7"	\$4.75	\$45.00
24 VDC 4.7"	\$3.75	\$35.00
12 VDC 3.5"	\$4.25	\$40.00
24 VDC 3.5"	\$3.75	\$32.00
12 VDC 2.25"	\$4.25	\$40.00
24VDC 2.25"	\$3.75	\$32.00
12 VDC 1 5/8"	\$4.25	\$40.00

AC LINE PROTECTOR



AC Line Protector/Transient Voltage Surge Suppressor
Max. Clamp Voltage: 350V
Mfg. by General Semiconductor
UL, 120 VAC @ 5 AMP
Limited quantity available
\$5.75 each

ELECTRICAL TAPE

Black Electrical Tape
3/4" x 60'
PVC, Made In USA
\$.75 per roll



Standard G.P. Rectifier

IN4004 1A 400V \$3.00/100
IN4006 1A 800V \$4.00/100
IN4007 1A 1000V \$6.00/100

QUARTZ CRYSTALS HC-18

3.579545 MHz
4.000 MHz
4.434 MHz
10.738635 MHz
17.000 MHz
18.000 MHz
24.000 MHz
36.000 MHz
48.000 MHz



\$.75 Ea.
10/\$6.00

ORDER TOLL-FREE 1-800-851-8870

FREE CATALOG & INFORMATION (516) 352-7070 • FAX (516) 775-5091

Minimum Order \$25.00 • VISA - MasterCard • Checks & Money Orders On Mail Orders • Open Account Available To Qualified Firms
No COD • NY, NJ, CT Orders Add Sales Tax • Shipping & Handling \$4.75 For Continental U.S. - All Others Pay Full Shipping Charges
Prices Subject To Change Without Notice • Quantities Limited On Some Items • Call/Write For FULL-LINE CATALOG & Quantity Pricing



Mail Orders To: SOUTHPAW ELECTRONICS, PO Box 886, New Hyde Park, NY 11040-0311

CALL TOLL FREE
1-800-292-7711
1-800-445-3201 (Can.)

TEST EQUIPMENT AT DISCOUNT PRICES

**48 HOUR
 SHIPPING**

DIGITAL METERS



**Dual-Display
 LCR Meter
 w/ Stat Functions
 B+K Model 878
 \$239.95**
 Auto / Manual Range
 Many Features
 with Q Factor
 High Accuracy



**Digital Multimeter
 w/ Inductance
 & Capacitance
 \$75.00**
 LCM-1850
 Ten Functions
by Elenco



**Digital Capacitance Meter
 CM-1550B
 \$58.95**
 9 Ranges
 .1pf-20,000ufd
 .5% basic accy.
 Zero control w/ Case
 Big 1" Display
by Elenco



**The Survivor
 Model 2860
 \$89**
 B+Ks Best DMM
 Large 3-1/2 Digit
 Rugged
 Construction
 Full Featured

Fluke Multimeters
 Model 12 \$79.95
 Model 70II \$65.00
 Model 77II \$145.00
 Model 79II \$169.00
 Model 87 \$289.00
 Model 93 \$1,095.00
 Model 97 \$1,695.00
All Models Available - Call

QUALITY AMERICAN MADE POWER SUPPLIES

**Digital Triple Power Supply
 XP-765
 \$289**
 0-20V @ 1A
 0-20V @ 1A
 5V @ 5A
 Fully regulated, Short circuit protected
 with 2 limit control, 3 separate supplies
XP-660 with Analog Meters \$195



**12A DC Power Supply
 B+K 1686
 \$169.95**
 3-14V @ 12A
 Fully regulated & protected
 Separate Volt & Current Meters
 Current Limiting, Low Ripple



**Quad Power Supply XP-580
 \$69.95**
 2-20V @ 2A
 12V @ 1A
 5V @ 3A
 -5V @ .5A
 Fully regulated and short circuit protected



**Triple Power Supply XP-620
 Assembled \$75
 Kit \$49.95**
 2 to 15V @ 1A,
 -2 to -15V @ 1A
 (or 4 to 30V @ 1A)
 and 5V @ 3A
 All the desired features for doing experiments.
 Features short circuit protection, all supplies.



GENERATORS & VIDEO PRODUCTS

**Function Generator
 Blox
 #9600
 \$28.95**
 Kit \$26.95
 Provides sine, triangle, square wave
 from 1Hz to 1MHz
 AM or FM capability



**Color Convergence Generator
 SG-250
 \$89.95**
 Kit \$69.95
 Finest in the industry
 10 rock steady patterns
 RF & Video output



**Wide Band Signal
 Generators
 SG-9000
 \$129**
 RF Freq 100K-450MHz AM Modulation
 of 1KHz Variable RF output
**SG-9500 w/ Digital Display &
 150MHz built-in counter \$249**




**Sweep/Function Generator
 with Freq. Counter
 \$259**
 Model GF-8026
 Int/Ext Operation,
 Sine, Square, Triangle, Pulse,
 Ramp, .2 to 2MHz, Freq Counter .1-10MHz



EDUCATIONAL KITS - FUN & EASY TO BUILD

**Robotic Arm Kit
 Model Y-01 \$48.95**
 Teaches basics of robotics. Arm
 grabs & releases, lifts & lowers, &
 pivots from side to side



**AM/FM Transistor
 Radio Kit
 with Training Course
 Model AM/FM 108
 \$27.95**
 14 Transistors ♦ 5 Diodes
 Easy to build because
 schematic is
 printed right on the PCB
Makes a great school project
 Model AM 550 AM Only \$17.95

**Learn to Build and Program
 Computers with this kit**
 Includes: All Parts,
 Assembled and
 Lesson Manual
 Model
 MM-8000
\$129.00
 Starting from scratch you build a complete system.
 Our Micro-Master trainer teaches you to write into
 RAMs, ROMs and run a 8085 microprocessor, which
 uses similar machine language as IBM PC.



**Digital Multimeter Kit
 with Training Course
 Elenco Model
 M-2665K
 \$49.95**
 Fun & Easy
 to Build
 Ideal School
 Project
 Full Function 34 Ranges, Includes
 Capacitance, Transistor/Diode Testing
 20Amp AC/DC, Extra Large Display



**Multi-Function Counter
 Elenco
 F-1200
 1.2GHz
 \$229**
 Measures Frequency, Period, Totalizer
 8 LED digits, Crystals Oven Oscillator
 .5ppm Accuracy



XK-500 Digital / Analog Trainer
 A complete mini-lab for building, testing, prototyping analog and digital circuits
 Elenco's Digital/Analog Trainer is specially designed for school projects, with 5 built-in power
 supplies. Includes a function generator with continuously variable, sine, triangular, square wave
 forms. All power supplies are regulated and protected against shorts.
\$159.95 Assembled \$129.95 Kit

Power Supplies
 ■ Variable Power Supply
 ■ +1.25 to 20VDC @ .5 Amp
 ■ (+1.25 to 15VDC @ 1 Amp)
 ■ -1.25 to -20VDC @ .5 Amp
 ■ (-1.25 to -15VDC @ 1 Amp)
 ■ +12VDC @ 1 Amp
 ■ -12VDC @ 1 Amp
 ■ +5VDC @ 1 Amp
 ■ 30VAC Center tapped
 @ 15VAC at 1 Amp

Analog - Section
 ■ Function Generator Sine,
 Triangular, Square wave forms
 ■ Frequency adjustable in five
 ranges from 1 to 100KHz
 ■ Fine frequency adjust
 ■ Amplitude adjust
 ■ DC offset
 ■ Modulation FM-AM

Digital - Section
 ■ Eight data switches
 ■ Two no bounce logic switches
 ■ 8 LED readouts TTL buffered
 ■ Clock frequency 1 to 100KHz
 ■ Clock amplitude 5VPP square wave

Breadboards
 ■ 2 breadboards, each contain:
 840 tie points (total 1,680)



WE WILL NOT BE UNDERSOLD
 UPS SHIPPING: 48 STATES 5%
 IL RES 7.5% TAX (\$3 min \$10 max)
 OTHERS CALL

C&S SALES INC.
 1245 ROSEWOOD, DEERFIELD, IL 60015
 FAX: 708-520-0085 • (708) 541-0710



15 DAY MONEY BACK GUARANTEE
FULL FACTORY WARRANTY
WRITE FOR FREE CATALOG

PRICES SUBJECT TO CHANGE

**LOWEST
PRICES
GUARANTEED**

ELENCO & HITACHI & B+K SCOPES AT DISCOUNT PRICES


**48 HOUR
SHIPPING**

ELENCO S-1325



25MHz
2 Channel **\$349**


S-1340 40MHz Dual Trace Oscilloscope



\$495

- High Luminance 6" CRT
- 1mV Sensitivity
- 10KV Acceleration Voltage
- 9ns Rise Time
- X-Y Operation

S-1360 60MHz Dual Trace - Delayed Sweep



\$775


- Automatic Beam Finder
- Built-in Component Tester
- 1mV Sensitivity
- Dual Time Base
- Illuminated Internal Gradicule

DS-203 20MHz, 10MS/s Digital Storage Oscilloscope

\$775

- 2K Word Per Channel
- Plotter Output
- 8 Bit Vert. Resolution
- 2048 Pts Hor. Resolution
- Much More

B+K 2120



20MHz \$395 Model 2125 \$539.95
2 Channel Delayed Sweep

40MHz DUAL-TRACE Model 1541B

749.95

- 1mV/div sensitivity
- Video sync separators
- Z axis input
- Single sweep
- V mode-displays two signals unrelated in frequency

60MHz DUAL-TRACE Model 2160

949.95

- 1mV/div sensitivity
- Sweep to 5 ns/div
- Dual time base
- Signal delay line
- V mode-displays two signals unrelated in frequency
- Component tester

100MHz THREE-TRACE Model 2190

1,395.95

- 1mV/division sensitivity
- Sweeps to 2ns/division
- Dual time base
- Calibrated delay time multiplier
- Signal delay line
- 19kV accelerating voltage

20MHz ANALOG WITH DIGITAL STORAGE

869.95

Model 2522

- 20MHz analog bandwidth
- 10MS/s sampling rate
- 2k memory per channel
- 20MHz equivalent time sampling
- Pre-trigger capture

1.0GHz PORTABLE SPECTRUM ANALYZER

2,595.95

Model 2610

- AC/DC operation (battery included)
- 70dB dynamic range
- Resolution bandwidth of 10kHz
- 50Ω and 75Ω input impedance (switch selectable)
- Fixed bandwidth setting for viewing TV signals
- Field calibratable with internally generated 100MHz, 80dB signal

SPECIAL BUY HITACHI V-212



20MHz
2 Channel **\$409**

Hitachi Popular Series

V-525 - 50MHz, Cursors _____ \$975
V-523 - 50MHz, Delayed Sweep _____ \$949
V-522 - 50MHz, DC Offset _____ \$849
V-422 - 40MHz, DC Offset _____ \$749
V-222 - 20MHz, DC Offset _____ \$625

Hitachi Compact Series Scopes


V-660 - 60MHz, Dual Trace _____ \$1,095
V-665A - 60MHz,DT, w/cursor _____ \$1,325
V-1060 - 100MHz, Dual Trace _____ \$1,375
V-1065A - 100MHz, DT, w/cursor _____ \$1,649
V-1085 - 100MHz, QT, w/cursor _____ \$1,995
V-1100A - 100MHz, Quad Trace _____ \$2,195
V-1150 - 150MHz, Quad Trace _____ \$2,695

Hitachi RSO Series

RSO's feature; roll mode, averaging, save memory, smoothing, interpolation, pretriggering, cursor measurements.

VC-6023 - 20MHz, 20MS/s _____ \$1,650
VC-6024 - 50MHz, 20MS/s _____ \$1,950
VC-6025A - 50MHz, 20MS/s _____ \$2,350
VC-6045A - 100MHz, 40MS/s _____ Call
VC-6145 - 100MHz, 100MS/s _____ Call

Logic Analysers



- 32 channels (VC-3120) or 48 channels (VC-3130)
- 25MHz synchronous operation on all channels
- 100MHz asynchronous operation (8 or 12 channels)
- 5ns glitch capture capability
- Multi-level trigger sequencing
- Non-volatile data and set-up memories
- Disassembler options for popular uPs
- Very low cost - Call
- 9 inch LCD screen

C&S SALES INC.
1245 ROSEWOOD, DEERFIELD, IL 60015
FAX: 708-520-0085 • (708) 541-0710



CALL TOLL FREE 1-800-292-7711
1-800-445-3201 (Can)
PROBES INCLUDED IN ALL SCOPES & METERS

15 DAY MONEY BACK GUARANTEE
FULL FACTORY WARRANTY
WRITE FOR FREE CATALOG

CIRCLE 286 ON FREE INFORMATION CARD

Introducing Australia's Leading Electronics Magazine...



SILICON CHIP®

Packaged in a specially prepared format guaranteed to excite the electronics hobbyist with new ideas, novel projects, extraordinary features and down-right good reading.

Inside **Silicon Chip** you will discover how the other side of our world—down under—approaches the same hobby interests as you do, with ramifications that will amaze you.

Detailed construction projects to appear in upcoming issues of Silicon Chip include:

- 4-Channel Guitar Mixer**
- Adjustable 0-45V, 8A Power Supply**
- Interphone Digital Telephone Exchange**
- 1.5V to 9V DC Converter**
- Multi-Sector Home Burglar Alarm**
- 1-Megabyte Printer Buffer**



Exciting and Imaginative Features like:

- Understanding Computer Memory**
- How to Interlink Musical Instruments**
- What's New in Oscilloscopes**

SPECIAL OFFER

A sample copy may be ordered for only **\$2.50!**
 In Canada: \$3.50!
 Use coupon below and write across top "SAMPLE ISSUE." Fill out coupon except for subscription information and mail. Sorry—no credit cards. Send only check or money order in U.S. funds.

If you are fascinated by electronics, especially the hobby aspects related to construction projects, theory, applications in home and shop, and latest developments, if you are compelled to experiment and "fix-it," then **Silicon Chip** is your kind of magazine.

Silicon Chip is available exclusively by subscription. So take advantage of this great opportunity and start your Charter Subscription today.

SILICON CHIP, 500-B Bi-County Boulevard, Farmingdale, New York 11735

I'm convinced! Enroll me as a Charter Subscriber. Enter my subscription as designated below.

EN993

United States of America

- 12 issues for \$29.95
- 24 issues for \$49.95

Canada

- 12 issues for \$40.61
 - 24 issues for \$70.57
- (Includes postage & G.S.T.)

- Payment enclosed
- Please charge my
- VISA
- Mastercard

For your convenience, if paying by credit card: To avoid any interruption in service, your subscription will be renewed automatically at 12-issue intervals, at the then prevailing introductory rate, until you advise us to cancel it.

Signature _____

Account No. _____ Expiration Date _____

Offer valid in the U.S.A. and Canada only. No foreign Orders.

Name _____

Address _____

City _____

State _____

Zip _____

All orders payable in U.S.A. funds only. Allow 6-8 weeks for delivery.

RAINBOW KITS



SUPER SNOOPER BIG EAR

Listen through walls, hear conversations across the room. Add a parabolic reflector & hear blocks away. The BIG EAR can be hidden about anywhere. Makes an ultra-sensitive intercom. Can be used as a 1.5W AMP. We supply a mini-electret mike in the kit. 1"x1.75" 6 to 12vDC

AA-1 **\$10.95**



PHONE TRANSMITTER

Small but mighty, it fits anywhere. Phone line powered, never needs batteries. Transmits both sides of a phone

conversation loud and clear, wireless, to any FM radio at great distances. Variable tunes from 70MHz TO 130MHz FM. You can also use it as a speaker phone. Size .5"x1"

TEL-B1 **\$12.95**



PHONE RECORDING SWITCH

This phone line powered switch is small enough to be installed anywhere. Every time the phone is picked up the recorder will record both sides of the conversation automatically. Use it in your office to record all phone calls so you don't lose important information. 1"x.6"

TEL-SW1 **\$12.95**

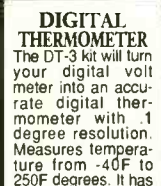


STROBE LIGHT

Do you need an attention getter, warning light, or flashing light for model airplanes, then this kit is for you. Use it as an emergency light

for your auto, radio tower, even use it on your bicycle. Has a variable flash rate. Size 3.5"x1.8" operates on 6 or 12v DC only.

ST-1 **\$9.95**



DIGITAL THERMOMETER

The DT-3 kit will turn your digital volt meter into an accurate digital thermometer with .1 degree resolution. Measures temperature from -40F to 250F degrees. It has a remote sensor 25' SQ. and can be mounted many feet away from the meter. Size 1.5x1.2" 9vDC

DT-3 **\$8.95**

CAPACITANCE METER

This kit will turn your digital volt meter into a capacitance meter. Turn that junk box of unmarked capacitors into a fortune of usable parts. Measures capacitors from $0.2\mu\text{F}$ to 2.2uF. 1.75"x2" 9vDC

CA-1 **\$12.95**



VOLTAGE MONITOR

This kit has 7 multi-colored leds to monitor your 12, 8, or 5v DC systems. Build it to work in 1v, 1/2v, or 1/4v steps. Great for nicad packs, autos, boats, mobile homes, or battery chargers. P.C.B. 1.3"x2.7"

VM-1 **\$7.95**

BLINKY LIGHT

This kit is perfect for decorating hats, name badges, & model trains. Add a box, set it on the dash of your car, use it as an auto burglar alarm. Comes with 2 alternate flashing leds. Size .5"x.5" 9 to 12vDC

RB-2 **\$3.95**



WIRELESS FM MICROPHONE

Small but mighty, this little jewel will out perform most units many times its price. It really stomps out a signal. The WM-1 kit

is a buffered wireless mike that operates from 80-MHz to 120MHz FM, the frequency of any broadcast FM radio. Includes a mini-electret mike. 8"x1" 6 to 12vDC

WM-1 **\$14.95**

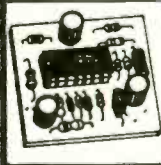


WIDE BAND PREAMP

Ideal for preamp for scanners, hand held radios, frequency counters. Amplifies low level (weak) signals. If the signal

is extremely low 2 amps can be used in series. 1MHz TO 2.5MHz @ 2.8dB nf 1dB compression = +0 dBm gain: 1MHz-20dB to 2.5GHz-6dB Requires 12vDC @ 16Ma

WBA-6 **\$19.95**

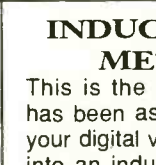


VOICE ACTIVATED SWITCH

This VOX circuit can be used to operate a tape recorder, ham radio, CB radio, or turn on an alarm.

The VOX-1 kit has 100MA of output. That operates a relay, light, motor, or ? What could you do with a sound activated switch? Size 1.5"x1.3" 7.5 TO 18vDC

VOX-1 **\$6.95**




INDUCTANCE METER

This is the kit every one has been asking for. Turn your digital volt ohm meter into an inductance meter. It will read inductors 3uH to 7MH. Size 1.5"x1.6"

9vDC

IA-1 **\$14.95**
CABINET **\$ 8.95**



THE ZAPPER activates any radar detector within 3/4 of a mile. Check the brake lights of that sports car that just went by 90 miles an hour. Back off those 18 wheelers trying to eat your back bumper. Put the fun back in driving. THE ZAPPER is a 10GHz amateur transmitter the size of a cigarette pack, operates on a 9v battery, when the button is pushed, brake lights and radar detector light the skies. Complete with the rules of the new ROAD WARRIOR GAME... TROLLING FOR TAILGATES, America's fastest growing highway participatory sport.

Built **\$49.95**
Kit **\$39.95**

TV NOTCH FILTERS

Our TV filters eliminate unwanted TV channels or interference that alters both sound & video with a beep-beep-beep. Works on cable channels 2 thru 22. and the 'SNOOPER & BULLET.

Note: All TV Filter Kits are sold for educational purposes only. You must obtain permission from your local cable company before using these filters on your cable system.

DF-222 Kit **\$14.95**



This Manual contains all schematics, parts & P.C. board layouts for all of the Rainbow Kits. Use your own parts to construct any of our kits.

KIT BOOK **\$14.95**
\$5.00 off if you buy any kit

Please add sufficient postage
First LB. \$4.00

We will accept telephone orders for Visa & Mastercard



To Order Call
317-291-7262



ELECTRONIC RAINBOW

6254 LaPas Trail • Indianapolis, IN 46268



Grill Guides

Ball and socket type grill guides for attaching speaker grill to cabinet. To use, simply drill the appropriate size holes in cabinet and grill frame. 12 pair per package.



#RJ-260-367

\$180 Per Pkg

Triplet DMM

The Triplet model 2202 digital multimeter is a full function DMM with built-in transistor and battery testers. Large, easy to read LCD display. Rotary switch for easy one hand function selection. The test leads conveniently attach to meter so they are always in reach. Test leads, manual, and carrying case included.



Specifications:
DC Voltage: 200mV, 2V, 20V, 200V, 1000V
Resistance: 0.1kΩ, 1kΩ, 10kΩ, 100kΩ, 1MΩ
Accuracy: 0.5% for 200kΩ, 0.4% for all other ranges
AC Voltage: 200mV, 2V, 20V, 200V, 100V
Resistance: Same as DC voltage
Accuracy: 0.5% for all ranges
TDC Current: 10mA, 100mA, 1000mA, 10A
Capacity: 0.1µF, 1µF, 10µF, 100µF, 1000µF
Accuracy: 0.5% for 100µF, 0.4% for all other ranges

AC Current:
Range: 200mA, 200mA, 2000mA, 10A
Accuracy: Same as DC current
Accuracy: 2% for 10A, 1.2% for all other ranges
Range: 200, 200, 2000, 10, 2000, 10000
Accuracy: 0.1% for 100, 100, 100, 1000, 10000
Resolution: 1µA
Capacity: 1.5V, 1V
Resistance: 10MΩ, 10MΩ

#RJ-390-140

\$4700 Each

Pyle 15" Poly Woofer

15" poly woofer with a 60 oz. magnet and 2" voice coil. Mineral filled poly cone with poly foam surround. Poly cone provides proper internal damping to help control cone motion at high power excursion. Power handling: 100 watts RMS, 145 watts max. VAS= 10.9 cu ft., QTS= 53, fs= 30 Hz. Frequency response: 20-3,000 Hz. SPL= 98 dB1W/1M. Impedance: 4 ohm. Net weight: 9-1/2 lbs.



#RJ-292-070

\$6480 Each

Pickering Headphones

We made a special buyout directly from the manufacturer on these super quality personal headphones. 1" dynamic high velocity element with strontium ferrite magnet. Adjustable headband with foam ear cushions. 5 ft. cord to 3.5 mm and 1/4" adaptor included.



#RJ-249-100

\$249 Each

10", Thruster Car Woofer

Heavy duty car woofer capable of handling 175 watts max (125 RMS). 4 ohm impedance. Polymerized paper cone with red poly foam surround. Resonant frequency: 26 Hz. VAS= 5.89, QMS= 4.6, QES= .27, QTS= .26. Frequency response: 30-2,000 Hz. Magnet weight: 38 oz, 2" voice coil. SPL= 92 dB 1W/1M. Net weight: 6 lbs.



#RJ-293-090

\$2995 Each

Pyle 10" Poly Woofer

Long throw poly woofer with poly foam surround for superb low bass. Mineral filled poly cone assures low frequency sound that is smooth, tight, and low in distortion. 2" voice coil, power handling: 85 watts RMS, 130 watts max. fs= 43 Hz. Frequency response: 25-3,000 Hz. SPL= 95 dB 1W/1M. Impedance: 4 ohm. 40 oz. magnet. VAS= 1.8 cu ft., QTS= .34, QMS= 10.92, QES= .35. Net weight: 8 lbs.



#RJ-292-030

\$4580 Each

The Loudspeaker Design Cookbook IV

This book describes the "science" of loudspeaker design, however applying it is an "art". Using the information in this book will yield hundreds of possible variations in speaker design, with some subtle and not-so-subtle differences. 1991 copyright, fourth edition. Author: Vance Dickason. 154 pages paperback.

#RJ-500-035

\$2995 Each

Deluxe In-Wall Speakers

Perfect surround speakers. Customize your media room with these super quality, in-wall speaker pairs. Full size 6-1/2" woofer. Heavy duty 1" soft dome tweeter. Built-in crossover. Fits any standard 2 x 4 or larger wall. Retrofit design allows easy installation in new or existing walls. Response: 50-20,000 Hz. 8 ohm impedance. 40 watts RMS, 60 watts maximum. Includes provision for easy 70V/25V transformer mounting. Overall dimensions: 8-1/2" x 12".



#RJ-300-036

List \$2995

\$10950 Pair

Right Angle 1/4" Phone Plug (Mono)



#RJ-099-020

65¢ Each

Honeycomb Tweeter

Unique tweeter with a square diaphragm of honeycomb material. Diaphragm is 1" square. Excellent dispersion. 13/16" voice coil. Frequency response: 2,000-20,000 Hz. Impedance: 8 ohm. Power handling: 25 watts RMS, 40 watts maximum. 4" x 3-1/4". Limited availability. Net weight: 1 lb.



#RJ-279-110

\$290 Each

High Voltage Cap Kit



This 85 piece kit contains a selection of 250, 350, and 450 volt electrolytic capacitors, 5 pieces each of 1, 2.2, 3.3, 4.7, 6.8, 10, 22uF and 2 pieces each of 33, and 47uF, 250V radial caps. 5 pieces each of 1, 2.2, 3.3, 4.7, 10uF and 2 pieces each of 22, 33uF, 350V radial caps. 5 pieces each of 1, 2.2, 4.7uF and 2 pieces of 10uF, 450V radial caps. Over \$62.00 wholesale cost if purchased individually. Net weight: 1 lb.

#RJ-020-950

\$4995 Each

3" x 5" Speaker

Standard radio and TV speaker. 16 ohm impedance. 3 watts maximum power handling. Limited availability.



#RJ-299-115

\$195 Each

Large Input Terminal

Large input cup with push spring terminals and 4 lug terminal strip on rear. Flush mounted housing measures: 4" x 5-1/2" outside diameter. 4-5/8" x 3-1/16" mounting hole required. Limited availability.



#RJ-269-220

95¢ Each

Fluorescent Work Light



Handy light operates on 120VAC or 12VDC. Puts light where you need it. Extra bright 15 watt tube. 15 foot oil resistant power cord with wall adaptor and cigarette lighter plug. Two hooks provided for hanging. Net weight: 2 lbs.

#RJ-360-490

\$1895 Each

5-1/4", 2-Way Pioneer

5-1/4" paper cone woofer with a 1" post mounted polymer tweeter. 4 ohm impedance. Response: 100-20,000 Hz. Power handling: 35 watts RMS, 50 watts maximum. 2-3/4" mounting depth. Limited availability. Net weight: 2-1/2 lbs.



#RJ-269-065

\$1280 Each

Mini Super Tweeter

Super paper cone tweeter with silver mylar dust cap. Impedance: 8 ohm. Power handling capability: 2 watts RMS. 9-1/16" voice coil. 1-1/2" diameter cone with mounting tabs. Mounting holes: 1-7/8" on center. Limited availability.



#RJ-279-120

50¢ Each

Duracell "J" Battery

Popular TV/stereo remote control battery. Size "J", 6 volt alkaline. Duracell #7K67.



#RJ-140-090

\$340 Each

15" Thruster

Super duty, 15" car audio bass driver. Low 25 Hz resonant frequency. Weather resistant polymerized paper cone with red poly foam surround and two color printed dust cap. Power handling capability is 250 watts (170 watts RMS). 2" high temp voice coil with rear vented pole piece. 4 ohm impedance, 50 oz. magnet. Frequency response: 23-2,000 Hz, VAS= 19.04, QMS= 3.96, QES= .21, QTS= .20, SPL= 97.85 dB 1W/1M. Net weight: 11 lbs.




#RJ-293-150

\$5995 Each

Cabinet Carpet

This high quality carpet conforms easily to sharp corners because it has no stiff backing. You can also stretch it to cover irregular shapes. This is the covering of choice for car, stages, and amplifier cabinets. Carpet is strong yet easy to cut with knife or scissors. Adhere with spray adhesive or latex contact cements. Provides protection and good looks. Sold by the linear yard. 54" wide.



#RJ-260-765 (Dark Charcoal)

#RJ-260-767 (Medium Grey)

#RJ-260-768 (Jet Black)

\$395

Per Linear Yard 36" x 54"

PARTS EXPRESS

340 EAST FIRST ST.
DAYTON, OHIO 45402
LOCAL: 513-222-0173
FAX: 513-222-4644

• 30 day money back guarantee • \$20.00 minimum order • We accept Mastercard, Visa, Discover, and company C. O. D. orders. • 24 hour shipping • Shipping charge = UPS chart rate + \$1.00 (\$3.50 minimum charge) • Hours 8:30 am - 7:00 pm EST, Monday - Friday • 9:00 am - 5:00 pm Saturday. Mail order customers, please call for shipping estimate on orders exceeding 5 lbs. • Foreign destination customers please send \$5.00 U.S. funds for catalog postage •



Power Cord

Super duty power cord. 14 ga., 3 conductor. 4 ft. length. Limited availability. Black color.

#RJ-119-010 **\$150** Each

12VDC, 800mA Adaptor

Fisher Price battery charger. 120VAC input. 12VDC, 9.6W (800mA) output. 6 ft. cord with special connector. Limited availability.

#RJ-120-361 **\$395** Each

VCR Parts Assortment

Convenient assortment of clips, washers, springs, and screws. 10 pieces each of 4 sizes of "E" clips, 10 pieces of 2 sizes of retaining rings, 10 pieces of 14 sizes of washers, 2 each of 8 sizes of tension and compression springs and 24 assorted screws. Total of 246 pieces.

#RJ-430-315 **\$650** Each

Speaker Sealing Caulk

Special rubber compound quickly and easily seals speakers into cabinets. Eliminates vibration and air leaks. Sold in 1/4" x 36" strips. Strips are self-adhesive so they stick easily to speaker frame. Limited quantity.

#RJ-269-300 **75¢** Each

Replacement Antenna

Hinged 7 section antenna. 19" extended, 5-1/4" collapsed. 3/16" threaded base. Excellent antenna for portable radios, TVs, and more.

#RJ-210-200 **50¢** Each

Quality 30 Watt Iron

Economical 30 watt iron with replaceable tip. Blue plastic handle. 120VAC. A quality iron at a reasonable price. Display packaged.

#RJ-370-010 **\$490** Each

Soldering Stand

Convenient weighted soldering iron stand with cleaning sponge. Display boxed.

#RJ-370-020 **\$495** Each

Kester Pocket Pack

Perfect tool box solder supply. The wire feeds conveniently from the handy dispenser tube. Pocket clip attached. .031" diameter solder. .5 ounce (approximately 15 feet).

#RJ-370-050 **\$100** Each

Isotip Butane Soldering Iron

The ideal soldering iron for field repairs where no AC power is present. Operates for up to 100 minutes of continuous soldering per refill. Uses standard butane (not included) available at most stores. Tip temperature is adjustable up to 1067° F. Iron also comes with a torch attachment which easily screws on in place of the soldering tip. As a torch, one refill will provide up to 1 hour of continuous flame. Temperature is adjustable up to 2372° F. A protective cap with a built-in striker is included. Limited one year warranty.

#RJ-370-235 **\$2495** Each

Cable Tie Mounts

Package of 10 adhesive back cable tie mounts for securing bundles of wire.

#RJ-080-515 **\$120** Pkg

Monitor Power Jack

Standard computer type monitor jack. Limited quantity.

#RJ-090-446 **85¢** Each

Spray Handle

Fits most paint and cleaner cans. Limited availability.

#RJ-340-371 **75¢** Each

Pull-Out Radio Carry Case

Super quality nylon bag for storing pull-out radios. Padded construction with adjustable carry strap. Storage pocket will hold up to 5 CD cases. Inside dimensions: 7-1/2" x 2-1/2" x 8".

#RJ-265-950 **\$1080** Each

F-59 Deluxe Connector

Popular connector for cable TV systems. Full attached ferrule for hex crimp. Securely holds RG-59 cable.

#RJ-090-355 **17¢** (50-up)

Matching Transformer

Adapts 75 ohm coax to 300 ohm twin lead (or vice-versa) at antenna or television. 5-90 MHz UHF/VHF. 3 capacitor, PC board type.

#RJ-180-010 **49¢** Each

Belt Camcorder Battery Pack

Very high current power pack. Will run most camcorders up to 10 times longer than clip-on batteries. 12V, 6.5AH sealed lead acid type battery. Fuse protected with cigarette lighter output. Comes in padded case with quick release belt and UL approved charger. Net weight: 6 lbs.

#RJ-140-603 **\$4880** Each

TNC Male Crimp-On

(For RG-59 and RG-62).

#RJ-090-1000 **\$145** Each

Technician's Turntable

Turntable to speed repair of VCRs, TVs and more. Lets technician easily turn unit for convenient repair. 20" diameter. White color. Net weight: 5 lbs.

#RJ-360-425 **\$1995** Each

Outdoor Phone Jack

Heavy duty, diecast aluminum housing withstands the harsh conditions associated with outdoor use. Form gasket under snap shut lid prevents water leakage. Complete with mounting screws. Limited availability.

#RJ-150-030 **\$250** Each

Universal Video Cable

6 ft. RG-59 cable with a push-on "F" connector to a combination 75 and 300 ohm balun (switchable between 75 and 300 ohm).

#RJ-180-126 **\$275** Each

AGC Fuses

San-O brand fuses. Sold in boxes of 100 pieces. Special buyout price. Limited availability and values.

#RJ-070-421 (.5A) **\$395**
#RJ-070-429 (2.5A) **\$395** Per 100

Mini Headphone Extension

Add 6 feet to your mini headphones. Gives the user added mobility when listening to personal cassette players.

#RJ-240-090 **\$165** Each

Unfinished 6" x 9" Cabinets

You can paint or finish to your liking. Deep enough for extra large magnet speakers. Flush mount design for rear deck baffle applications. Dimensions: 11-3/4" x 8-1/2" x 6-3/4" x 5" (tapered back). Sold in pairs. Net weight: 9 lbs. per pair.

#RJ-260-450 **\$1250** Pair

8 Position Dip Switch

Switch type (IE: rocker, slide, toggle) may vary, call.

#RJ-060-134 **60¢** Each

12V, 2.3AH Camcorder Battery

Popular battery for use with Canon, Chinon, Curtis Mathes, G.E., Magnavox, Minolta, Olympus, Panasonic, J.C. Penny, Pentax, Philco, Quasar, Sears, Sylvania, Teknika and other miscellaneous manufacturers. Dimensions: 7.17" (L) x .94" (W) x 2.42" (H). Weight: 1-1/2 lb.

#RJ-140-541 **\$4195** Each

Velcro Type Fasteners

2, 1" x 2" hook and loop fasteners for attaching almost anything. Great for securing radar detectors to your dash. Each piece has a self adhesive back. Thousands of uses.

#RJ-265-900 **\$100** Pkg

Pressfit Speaker Terminal

Spring loaded, pushbutton speaker terminal in a round housing. No screws required to fasten; simply drill a hole, apply glue, and press into place.

#RJ-260-295 **95¢** Each

3.5 Amp DC Power Supply

A quality, compact 12VDC power supply. Perfect for testing car stereos, CB equipment, radar detectors and other 12VDC items. Regulated 13.8VDC. 3.5 amp continuous, 5 amp surge. LED power indicator. Binding post outputs. Net weight: 4 lbs.

#RJ-120-500 **\$2380** Each

PARTS EXPRESS
340 EAST FIRST ST.
DAYTON, OHIO 45402
LOCAL: 513-222-0173
FAX: 513-222-4644

CALL TOLL FREE
1-800-338-0531



FREE CATALOG

CIRCLE 262 ON FREE INFORMATION CARD

www.americanradiohistory.com

September 1993, Electronics Now

50A63



TIMELINE INC.

Order desk only: USA: (800) 872-8878 CA: (800) 223-9977 L.A. & Technical Info: (310) 784-5488

Liquid Crystal Displays

16 x 1, 3 for \$25. ⁰⁰	16 x 2 \$8.00
20 x 2 \$12.00	24 x 2 \$12.00
32 x 4 \$20.00	40 x 2, 2 for \$25.00
40 x 4 \$25.00	4 x 2 \$5.00

5V power required • Built in C-MOS LCD driver & controller • Easy "Microprocessor" interface • 98 ASCII character generator • *Certain models are backlit, call for more info.*

Portable Micro Terminal

Wow!



• Flip up LCD display (9-16 VDC) • Can communicate with any computer having RS 232 port • Can communicate with another Microterminal • Use by itself as electronic notebook • Onboard microprocessor, data RAM (32K) and Video RAM (64K) • Complex built in diagnostics and set up capabilities. • Original intention for POS applications. • display size 40x16 (256 x 128 pixels.) Dim: 6.3" W, 11"L, 2"H. (With LCD up height is 7.1")

\$99.⁰⁰

or 2 for \$149.⁰⁰

5" COLOR MONITOR \$79.00

Flat Faceplate • 640 x 200 Dot Resolution • CGA & Hercules Compatible • 12 VDC Operation • 15.75 KHz Horiz. Freq. • 60 Hz Vert. Sync. Freq. • Open Frame Construction • Standard Interface Connector • Degaussing Coil Included • Mfg.: Samtron

MAGNETIC CARD READER \$25.⁰⁰

Includes: • 20 character dot matrix display with full alpha-numeric capability • keypad with full alpha-numeric entry • separate 7.5 VDC/0.5 Amp power supply • standard telephone interface extension cord • lithium battery and flat-cone speaker.

Test Bench System \$99.00

286 - 12 Computer. Ideal for the handyman, great for the testbench.

Includes: 286-12 motherboard (Intel Chip) • built in IDE, floppy and VGA controller • 1 Mb RAM on board (expandable to 5 Mb) • Phoenix Bios • 1 serial, 1 parallel, 1 mouse port • keyboard • DOS 4.01 • real time clock • (2) 16 bit slots, (1) 8 bit slot • (Note: Does not include power supply or upper part of the case. The motherboard and case are not standard IBM footprint size. Call for more details.)

IBM 4686 Retail Point of Sale Scanner \$299.⁰⁰

Horizontal or vertical mounting. As seen in supermarket checkout counters.

ADAPTEC 4070A (RLL) or 4000A (MFM) SCSI Controller, your choice \$60.⁰⁰

LASER DIODE: Sharp part#: LT022MC \$10.⁰⁰

5mW at 780 nm, single transverse mode

IRMA BOARD 8 bit \$99.⁰⁰

Links 3270 mainframe systems to IBM PC

IBM 3270 board 8 bit \$99.⁰⁰

Magnavox EGA Color Monitor \$150.00

.39 dot pitch. Model #9CM053. EGA card available.

FLOPPY DRIVES

360 K	\$35. ⁰⁰
720 K	\$35. ⁰⁰
1.2 Mb	\$55. ⁰⁰
1.44 Mb	\$55. ⁰⁰

5.25" bracket for 720K or 1.44Mb drives \$7 extra

ELECTROHOME MONITORS

For Very High Quality Medical and Industrial Applications

9" Green BNC composite 115V/230V \$109.⁰⁰
12" White BNC composite 24V \$129.⁰⁰

HeNe Laser Tube (10 Mw max. output) TEMOO, 15.5" long MFG:NEC \$99.⁰⁰

Laser Power Supply (for HeNe tube) \$100.⁰⁰

Proteon ProNet-4 Model PI347 Token Ring Board \$79.⁰⁰

16 bit • 4 Mbps • IEEE 802.2 and 802.5 compatible • twisted pair • interoperable with IBM Token Ring network

OVER 6 YEARS AND 22,000 CUSTOMERS LATER, We're still growing! THANK YOU!!!

NON-ENCLOSED TTL MONITORS

Comes with pinout. 12V at 1.4 Amp Input. Horizontal frequency 15 KHz. Ability to do 40 and 80 column.

5" Black & White.....\$35.00

9 inch (Amber)\$29.95

640 x 200 LCD \$29.⁰⁰

The unit is the display for the Toshiba T1100+ laptop computer. Driver board to generate text and graphics not included. This is a serial interface LCD. You should be very familiar with wiring when attempting to use this unit.

BACKLIT 640 x 400 LCD \$50.⁰⁰

Graphic & Alphanumeric Liquid Crystal Display

480 Dot x 128 Dot, (80 x 16 line) 15.⁰⁰ each, or 2 for 20.⁰⁰
Driver board available: \$75.00

LIQUID CRYSTAL DISPLAYS

160 x 128 Dot.....\$20.00

240 x 128 Dot.....\$20.00

640 x 480 Dot.....\$75.00

Serial interface.

THE SPY IN THE SKY



1728 element CCD \$15.00

2048 element CCD \$15.00

4096 element CCD \$29.00

LASER SCANNER ASSEMBLY \$39.⁰⁰

Assembly intended for a laser printer. Includes laser diode, polygon motor (6 sided) and misc. optics and lenses.

HeNe Laser Tube • 10Mw (max. output) \$99.⁰⁰

Laser diode with collimator.....\$25.00

101 key XT keyboard.....\$24.00

AT Hard drive controller (up to 12 Mhz only) \$19.00

POWER SUPPLYS

73 WATT SWITCHING \$19.00 or 2 @ \$30.00, (2) 4 pin power connectors attached • 115/230 Volt, Dim: 8.5" L x 4.5" W x 2" H • Output: +5V @ 2-9.75 A, +12V @ 0-1.5 A, -5V @ 0-0.4 A, -12V @ 0-0.5 A
68 WATT SWITCHING \$15.00 or 2 for \$24.00, 115/230 Volt, Dim: 5.5" L x 3.2" W x 1.7" H • Output: 5V @ 4 A, 12V @ 4 A

NEC N9630-P 9600 bps External Modem \$129.⁰⁰

Hayes compatible • Full duplex asynchronous or synchronous operation • Dial up (voice) or lease line operation • Follows the V.32 standard • Automatic fallback to 4800 bps • Built in error correction (can be enabled or disabled) • Seven (7) mode of operation LED indicators • Seven (7) interface LED indicators • Two (2) signal quality LEDs • Eight (8) Character message display

9" composite enclosed green monitor \$39.00

HP bar code wand (HBCS 2300) \$50.00

IBM 370 option XT and AT emulation boards \$50.00

9" amber non enclosed composite monitor \$24.00

23605 TELO Ave, Torrance, CA 90505

Order desk only: USA: (800) 872-8878 CA: (800) 223-9977

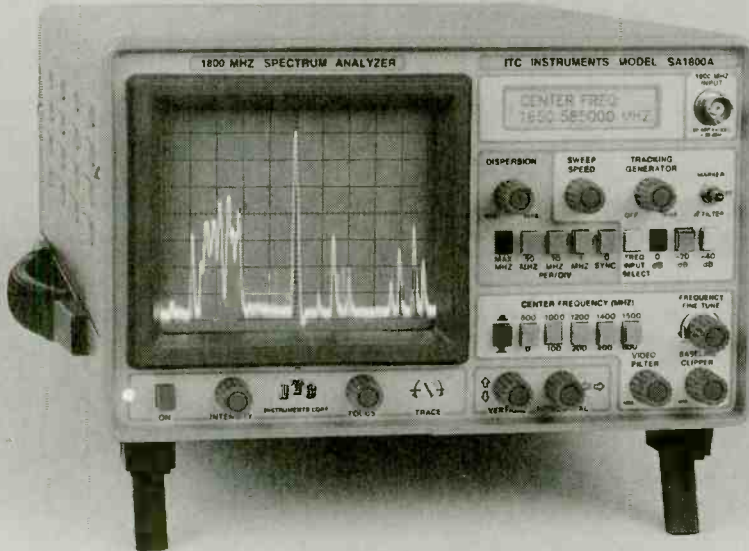
L.A. & Technical Info: (310) 784-5488 Fax: (310) 784-7590

OEM INQUIRIES WELCOME

Minimum Order: \$20.00. Minimum shipping and handling charge \$5.00. We accept cashiers checks, MC or VISA. No personal checks or COD's. CA residents add 8.25% sales tax. We are not responsible for typographical errors. All merchandise subject to prior sale. Phone orders welcome. Foreign orders require special handling. Prices subject to change without notice. 20% restocking fee for returned orders..

CIRCLE 275 ON FREE INFORMATION CARD

"ITC" The Only Affordable Full Function Spectrum Analyzer



PRICES START AT
\$1295.00

SA600 MODEL 2mHz - 600mHz

A MUST FOR:

- ◆ COUNTERSURVEILLANCE
- ◆ SATELLITE TELEVISION
- ◆ RF ALARM SYSTEMS
- ◆ TWO-WAY & HAM RADIO
- ◆ ALL RF BASED SYSTEMS

You Do Not Have To
Spend \$10K To Get a Full

SA SERIES PRICES:

SA600A \$1295.00
2mHz to 600mHz

SA1000A \$1595.00
2mHz to 1000mHz

SA1800A \$1895.00
2mHz to 1800mHz

Opt. 1 50 mHz marker Generator
\$200.00

Opt. 3 +/- 5 kHz Narrow Band Filter
provides 5 kHz resolution BW
\$350.00

Opt. 5 Tracking Generator Internal
\$250.00

Opt. 6 Center Frequency Readout
\$250.00

TERMS: M/C, VISA, DISC., AE, CHECK, MO, COD
PRICES & SPECIFICATIONS SUBJECT TO
CHANGE WITHOUT NOTICE OR OBLIGATION

ITC INSTRUMENTS CORP.

9222 Chesapeake DR, Suite A
San Diego Ca. 92123

619-277-4619 Fax 619-277-6736

Function Spectrum Analyzer (HP, TEK ect.) **And Don't Spend \$3K to \$4K For So Called Low Cost Limited Function Analyzers.** (Avcom, B&K, ProTek) ITC delivers full function Analyzers for less. Let's look at the features ITC Spectrum Analyzers provide.

80 dB DYNAMIC RANGE

ON SCREEN. ITC Exclusive EFPLA Log Amp. (pat. pending) Other low priced units only have 60 dB or 70 dB on screen.

-110 dB SENSITIVITY AT ALL SPAN WIDTHS.

Only ITC provides -110 dBm .7 uv. sensitivity at wide & narrow span widths. Other low cost units provide 80 - 95 dB only at narrow Spans.

HIGH STABILITY Only ITC Analyzers provide high stability and low drift at any span. (I < then 1kHz per Hr. after warm-up)

EASY OF OPERATION:

The SA Series controls are simple to understand and use, even if you never used a Spectrum Analyzer before you will be on line in no time.

FEATURES: Baseline Clipper, Video Filter, 5" CRT, 10 push-button Frequency select switches plus a 10 Turn Frequency control for 100:1 tuning ratio. Providing easy frequency selection. The Dispersion is variable from 0 mHz to 50mHz per/div.

DIMENSIONS: 6"H x 12"W x 17"D

CALL 1-800-232-3501

**FOR SPECIAL INTRODUCTORY OFFER ON ALL MODELS
SAVE UP TO \$1000 ON SA1800 WITH Opts 1,3,5 & 6**

CIRCLE 314 ON FREE INFORMATION CARD

Surface Mount Chip Component Prototyping Kits—
Only \$49.95
INDIVIDUAL VALUES AVAILABLE



CC-1 Capacitor Kit contains 365 pieces. 5 ea. of every 10% value from 1pf to .33µf. CR-1 Resistor Kit contains 1540 pieces; 10 ea. of every 5% value from 10Ω to 10 megΩ. Sizes are 0805 and 1206. Each kit is ONLY \$49.95 and available for immediate One Day Delivery!

Order by toll-free phone, FAX, or mail. We accept VISA, MC, COD, or Pre-paid orders. Company PO's accepted with approved credit. Call for free detailed brochure.

COMMUNICATIONS SPECIALISTS, INC.
 426 West Taft Ave. • Orange, CA 92665-4296
 Local (714) 998-3021 • FAX (714) 974-3420


Entire USA 1-800-854-0547

BUGGED??

SAVESDROPPING is unbelievably widespread! Electronic Devices with amazing capabilities can be monitoring your telephone and room conversations **RIGHT NOW!** Are you sure you're safe? **FREE CATALOG** tells you fast! Includes Free Bonus details on fantastic opportunities now open in Counter-Surveillance field. Exciting, immensely interesting and **EXTREMELY** profitable (up to \$250 hr full/part-time income. Call Now! **1-800-732-5000**

I.C. PIN-OUT LABELS
 Engineers, Technicians, Hobbyists

- Never count pins on large devices again
- Save **TIME** and **MONEY**
- Reduce circuit debugging time
- Windowed: lets you see device's numbers



★NEW

'Just peel off and stick on'

Available In:
 24, 28, 40, 48 pins
 Duct in the package
AND MORE
 \$10.00 per 100

PSOMI
 163 Jeanne D'arc St
 Hull, Quebec
 Canada J8Y 2J1

THE POCKET PROGRAMMER

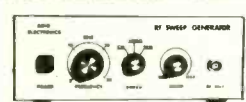
The Pocket Programmer

The portable Eprom programmer that uses the printer port of your PC instead of an internal card. The software has 24 easy to use functions and programs 27/25/28/68764 & Cmos from 16K (2K × 8)—2M (256K × 8) Eproms (32 pin socket, UpGradeable to 8Meg). Adapters available for MCU's, 40-Pin Eproms, 5-Gang and Eprom Emulator to 32K × 8.

INTRONICS, INC.
 Box 13723
 Edwardsville, KS 66113
 (913) 422-2094

\$129.95
 Add \$3.00 for shipping.
 Add \$3.75 for COD.
 Visa/Master Charge

RF SWEEP GENERATOR KIT



Model RSG-30

Use to check & tune low pass, high pass, bandpass & crystal filters

Output Sine Wave
 Frequency 2-30 MHz
 Amplitude 100mV RMS
 Sweep Width 5KHz-30 MHz

Modes: Cw [continuous wave]
 Video [full sweep]
 Sym [symmetrical sweep]

Parts & Instruction Kit ... \$ 59.95
 [cab., knobs & hdwr. not incl.]
 Write or call for free Brochure

BOYD ELECTRONICS 503-476-9583
 1998 Southgate Way
 Grants Pass, OR 97527

ELECTRONIC SHOPPER CLASSIFIED

MISCELLANEOUS ELECTRONICS FOR SALE

DESCRAMBLING SECRETS REVEALED. FREE 24 hour hotline reveals secret satellite and cable descrambling information. (718) 390-7130.

DESCRAMBLERS for cable and satellite. Kits and assembled units. All types. Guaranteed. From \$19.95. Free catalog. (212) 330-8035.

PLANS-KITS-SCHEMATICS

ALL-IN-ONE CATALOG. AM/FM/HAM/SPY, transmitters/amplifiers, voice disguisers, descramblers, audio/TV/science projects. Start your own licensed/unlicensed radio station, books/plans/kits for import and export. 60 mouth-watering pages for \$1.00. **PAN-COM INTERNATIONAL,** PO Box 130-F9, Paradise, CA 95967.

BUILD YOUR OWN neighborhood FM stereo or television station. Send SASE for complete catalog. **Sunset Electronics,** 16776 Bernardo Center Drive, Suite 110B, San Diego, CA 92128.

FM STEREO TRANSMITTER kit broadcasts any audio signal to FM stereo radios throughout your home. Uses unique BA1404 IC. Complete kit: PC board/components — \$24.00. Visa/MC. **TENTRONIX,** 3605 Broken Arrow, Coeur d'Alene, ID 83814. (208) 664-2312.

ETCH PCB's yourself, new technique, no chemicals, easy, cheap, full instructions, shareware, \$1.00, SASE, Nicknap Prods., Suite 297, CN 1907, Wall, NJ 07719.

DESCRAMBLER BUILT right into your TV. Complete plans and instructions. Send \$15.00 to Berger Enterprises, Route 6, Box 209T, Murphy, NC 28906.

NOW KITS TO MAKE YOUR OWN PCB — AT A PRICE YOU CAN AFFORD! Everything you'll need including easy to follow instructions to make your own PCB's. The new **DFL-250 Dry Film Lab Kit** from **Kepru Circuit Systems, Inc.** Only \$64.95 plus \$12.50 shipping and handling. MC, Visa, Amer. EX accepted. Call 1 (800) 325-3878 or (314) 343-1630 in St. Louis, MO.

ANTIQUE RADIO solid state conversion. Info \$2.00: Radio, 5172 So. Holland, Littleton, CO 80123.

COMPUTER SOFTWARE

PC BOARD and schematic design software for the IBM PC/compatible. Create professional PCB layouts (with autorouting — requires EGA) and electronics schematics (CGA) with these inexpensive shareware programs. Both for \$7.00. **SUNCOAST TECHNOLOGIES,** PO Box 5835RE, Spring Hill, FL 34606.

PROGRAM THE 8051 microcontroller in Basic with this PC/compatible shareware collection. Disk contains Editor, Basic Compiler, Assembler, Disassembler, Proccom plus 3 surprise programs. Only \$7.00 from **SUNCOAST TECHNOLOGIES,** PO Box 5835RE, Spring Hill, FL 34606.

NEVER BEFORE! 20,000 shareware programs on three CD-ROM discs. \$69.00 plus \$5.00 shipping. Astounding value! Dealers wanted! Crosley, Box 276H, Alburg, VT 05440. (514) 739-9328.

CABLE TV

TRI-BI PROBLEMS? TVT problems? Flashing? Intermittent scrambling? Black lines? Don't buy the same model with a new chip! Upgrade the TVT you already own with a new PLD chip from **VIDEOTRON** for only \$29.95. Test chips for Tocom 5503/7 VIP, Starcom 6 & 7 also \$29.95 each. Scientific Atlanta 8580-338's \$229.00 each. Upgrades for all Starbase and Tri-Bi models \$25.00 each. **VIDEOTRON,** (219) 989-9789.

CBTV DOCTOR Stop the Bullet and ID signal in cable lines. Send \$17.50 and \$2.50 S&H to R.R. Enterprises, PO Box 3532, Easton, PA 18043.

BUSINESS OPPORTUNITIES

EASY WORK! Excellent pay! Assemble products at home. Call toll free 1 (800) 467-5566 ext. 11068.

CASH FOR your old Radio or TV! Collectors paying hundreds, even thousands for many makes and models. Hundreds listed in new Price Guide, plus how and where to sell. \$9.95. Lexikon, 3241 Boulder Creek, Sacramento, CA 95842.

EDUCATION

"ELECTRICAL/COMPUTER Engineering For Technicians" \$21.95. "Nuclear physics The Practical Way" \$19.95. Farah Publications, 289 Indian, Sarnia, Ontario N7T 3W6.

BUY BONDS

MARYMAC®
The New Realistic®
PRO-43 Scanner

Radio Shack®
PHONES

Our 17th year of DISCOUNTS
Toll Free 800-231-3680
 PRO-43 List \$349.95
Our Delivered Price \$290.00
We discount everything in the RS catalog

22511 Katy Fwy.
 Katy (Houston), TX 77450
 1-713-392-0747 FAX 713-574-4567

Electronics Now, September 1993



Electronics & Computers Surplus City

\$ Cash Register System for IBM Compatible PC's
Complete package includes cash drawer, controller board,
and free POS software **\$249.00**

720K Mitsubishi Floppy Disk Drive
5-1/4" **\$14.95**

XT Motherboard 8 Slots, 8 MHz,
with space for 1MB RAM **\$16.95**

FLOPPY DRIVE CONTROLLER
1.44MB/1.2MB/720KB/360KB FDC (for 8088, 286, 386).
These will fit in XT as well as faster machines. They control 2 drives. ... **\$21.49**

MICROCONTROLLERS		EPROMS	
804875	276499
8748	\$3.50	27C128	\$2.50
8749	\$4.00	27256	\$3.00
		27C100	\$4.00

IBM VGA COLOR MONITOR
19" **\$389.00**

TAPE BACK-UP
Cipher Model 540 60meg **\$48.95**
Cipher Model 520 20meg PC XT **\$29.95**

ITERATED SYSTEMS
Color Box Ver. 2.0 (Fractal compression program
capable of compressing video 200:1) **\$99.00**

LASERS
Lasers 3-4 Mw HeNe **\$24.95**
Lasers 4-5 Mw HeNe **\$35.95**

★ **Laser Deck 10 Mw HeNe Laser**
Power supply, 2 beam splitters, 5 front surface mirrors, AO modulator, AO driver, polygon scanner, photo detectors, 3 special lenses, polarizer, over \$5,000 worth of optical components plus documentation. Sold many of these to Fortune 500 companies, universities, and research labs. Applications include reserach, design and engineering.

An experimenter's dream. **\$199.00**
Visible Laser Diodes (visible red light)
1Mw **\$15.00** 2Mw **\$23.95**
Mirrors, precision front surface
13-7/8" x 1-3/16" ... **\$3.00** 19-1/2" x 1-5/8" **\$5.00**
Solder 63/37 1lb. roll **\$4.50**

MOS Fet N-Channel
Part #SGSP222 50V 10A **4/\$1.00**

Controllers
MFM, WD1002-WA2 **\$19.95**
SEFCO Monochrome Controller **\$14.95**
1/4" Streaming Tape Controller by Adaptec
SCSI to QIC-36 Mdel #ACB-350A (Manual add \$5) **\$33.95**
Floppy Disc Cotroller Board
Dual, 360K or 720K switch selectable **\$9.95**
Async Cluster Adapter by AST
Multichannel board providing 4 individually addressable RS-232 serial ports on IBM PC/XT/AT. (Async Cluster Adapter Cable add \$5) ... **\$34.95**
Triac: Hitachi FSM16F4 400V 16A **\$1.50**
Diodes: 6A 200V Motorola Part #MR752 **30/\$10.00**
IC Sockets, 16-pin, 30 pieces **\$1.50**

Gold Wire Wrap Sockets
14-pin, 10 pieces **\$4** 16-pin, 10 pieces **\$6**
Solid State Relay
Cryon D1240, input 3-32 VDC, output 120 VAC 40A **\$8.95**
Bipolar Leds **10/\$4.00**
VGA Rt. Angle PC Board Mount Connector
High Density DB 15 **10/\$5.00**

CCD DOCUMENT SCANNER
Uses a 4096-element line imaging chip. Can use for robotics, astronomy, machine vision, high resolution slow scan TV, etc.
Supplied with documentation. **\$24.95**

Monitor Board with Power Supply
High voltage, video, brightness, focus, vertical and horizontal
with flyback transformer. Model 99-0493-001 rev D. **\$7.95**

ORDERS:

COD, Cashier's Check or Money Order to
ECSC
1490 W. Artesia Blvd. • Gardena, CA 90248
COD Phone orders (800) 543-0540
or FAX orders to (310) 217-0950
\$20 minimum order, CA residents add 8.25% sales tax.
We pay shipping on prepaid orders, you pay on COD.

Come into Our Huge L.A. Store

CIRCLE 312 ON FREE INFORMATION CARD

Tunable Notch Filters and Telephone Recording Equipment

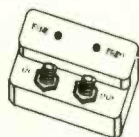
Eliminates...

- Beeping and Buzzing
- Severe Interference

Micro Thinc.

P.O. Box 63-6025

Margate, FL 33063



Assembled and Tested Filters

as low as \$16 each
in quantities of 10 or more

Kit Filters

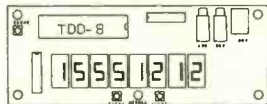
as low as \$8 each
in quantities of 21 or more

Brochure \$1

(305)-752-9202

HEAR THE TONES...SEE THE NUMBERS!

TOUCH-TONE DECODER/DISPLAY AND ASCII CONVERSION BOARD



- ✓ EIGHT DIGIT DISPLAY
- ✓ 32 CHARACTER BUFFER
- ✓ ASCII SERIAL OUTPUT

The model TDD-8 is a stand-alone printed circuit board that decodes and displays all 16 DTMF digits. An ASCII serial output is provided for optional connection to your computer. Digits are displayed on eight 7-segment LED's and the 32 character buffer can be scrolled right or left. The TDD-8 will accept almost any audio source such as a tape recorder, telephone answering machine, scanner, etc. Perfect for remote computer data entry using a telephone keypad. IBM compatible software included for displaying, storing and printing the date, time and number for automatic logging. Ideal for automatically logging your auto-patch traffic!

TDD-8	DTMF Decoder/Display/ASCII w/32 Character Buffer	\$109.00
TDD-8X	Expanded Memory Version w/96 Character Buffer	129.00
CAB-1	Cable Kit (1 Audio & 1 Custom Computer Cable)	20.00
PS-12	110VAC to 12VDC AC Adaptor	10.00
PMK-1	Plexiglass Mounting Kit with Red LED Filter	15.00

S/H \$5 USA/Canada, \$15 Foreign. Visa, MasterCard & American Express Accepted.

MoTron Electronics • 310 Garfield Street Suite 4 • Eugene OR 97402

Orders: (800) 338-9058 • Info: (503) 687-2118 • Fax: (503) 687-2492

EPROM+ PROGRAMMING SYSTEM NEEDS NO INTERNAL CARD

EPROMS (24, 28 and 32 pins)
2708, 2758, TMS2716*, 2716
27C16, 2516/32*/64*, 68764/66*
2732/32A/C32, 2764/64A/C64
27128/128A/C128, 27256/C256
27512/C512, 27513*/C011*
27C010, 27C1001 (1 MEG)
27C020, 27C2001 (2 MEG)
27C040, 27C4001 (4 MEG)
40 PIN EPROMS* 1, 2 & 4 MEG
27C1024, 27C2048, 27C4096
27C210, 27C220, 27C240
FLASH EPROMS
28FXXX, 29FXXX



EPROMS (24 & 28 PIN)
2804, 2816A, 28C16, 2817A
2864A, 28C64, 28256, 28C256
SERIAL EPROMS* (8 PIN)
2401/02/04/16, 2444, 8572/82/92
9306/46/56/66, ER1400, M58657
MICRO CONTROLLERS*
8741A, 8742, 8748(H), 8749(H)
8751/C51, 8752/C52, 87C5XX
68705(28 & 40pin), 68HC705
BIPOLAR PROMS*
82SXXX, 74SXXX (16-24 PIN)
*ADAPTER REQUIRED
Diagrams included with manual
Assembled adapters are available

CONNECTS TO YOUR IBM OR COMPATIBLE DESKTOP, LAPTOP OR NOTEBOOK VIA THE PARALLEL PRINTER PORT

- SMALL, RUGGED PROGRAMMING UNIT (8" X7" X3") WITH COVER AND CARRY HANDLE
- EXPANDABLE DESIGN SUPPORTS OVER 500 CHIPS PLUS ADAPTS TO NEW DEVICES
- AUTOMATICALLY SETS PROGRAMMING VOLTAGE - NO PERSONALITY MODULES
- READS AND CONVERTS INTEL HEX, MOTOROLA S-RECORD AND BINARY FILES
- HARDWARE PROTECTED AGAINST DEFECTIVE AND INCORRECTLY INSERTED DEVICES
- APPROVED PROGRAMMING ALGORITHMS - MOST DEVICES PROGRAM IN UNDER 60 SEC.

EASY-TO-USE SYSTEM SOFTWARE

- READ
- PROGRAM
- COPY
- BLANK CHECK
- PROGRAM DEVICE FROM DISK
- SAVE BUFFER TO DISK
- LOAD BUFFER FROM DISK
- BYTE SPLIT/SHUFFLE
- COMPARE DEVICE
- DEVICE CHECKSUM
- BUFFER EDITOR
- SELECT DEVICE TYPE

PLUS AN INTEGRATED BUFFER EDITOR WITH 20 BYTE LEVEL COMMANDS

SYSTEM INCLUDES: PROGRAMMING UNIT, POWER PACK CONNECTING CABLE, OPERATION MANUAL & SOFTWARE **\$289**

SOFTWARE AVAILABLE ON 3 1/2" OR 5 1/4" DISK (PLEASE SPECIFY)
CALL ABOUT OPTIONAL ADAPTERS - A SOFT TRAVEL CASE IS AVAILABLE FOR \$19.00

TO ORDER SEND CHECK, MONEY ORDER, WRITE OR CALL:

VISA

ANDROMEDA RESEARCH
P.O. BOX 222
MILFORD, OHIO 45150
(513) 831-9708
FAX (513) 831-7562

MASTER CARD

ADD \$5.00 FOR SHIPPING

ADD \$5.00 FOR C.O.D.

MADE IN THE U.S.A. - WRITE OR CALL FOR MORE INFORMATION OR A DATA SHEET


"YOUR FREE CATALOG KNOCKED MY SOCKS OFF"

We get that sort of comment all the time. People are impressed that our free Consumer Information Catalog lists so many free and low-cost government booklets. There are more than 200 in all, containing a wealth of valuable information.

They tell you how to make money, how to save money and how to invest it wisely. They tell you about federal benefits, housing, jobs, and learning activities for children. They fill you in on nutrition, health and much, much more.

Our free Catalog will very likely impress you, too. But first you have to get it. Just send your name and address to:


Consumer Information Center
Department KO
Pueblo, Colorado 81009



Precious Life

This nurse was once a patient at St. Jude Children's Research Hospital. She fought a tough battle with childhood cancer. And won.

Until every child can be saved, our scientists and doctors must continue their research in a race against time. To find out more, write St. Jude Hospital, P.O. Box 3704, Memphis, TN 38103, or call 1-800-877-5833.



**CABLE TV
DESCRAMBLERS
NOBODY
BEATS OUR
PRICE!
SAVE MONEY-
DON'T RENT**

OAK SCIENTIFIC ATLANTA HAMLIN
QUANTITY DISCOUNTS!
24 HOUR SHIPPING
CALL VIDEO CONNECTIONS, INC.

JERROLD 1-800 PIONEER
677-0321

Anyone implying theft of service will be denied assistance.

MEMBER NAB
NO FLORIDA SALES

NEW 30KHz - 2.5 MHz
\$279 EMI TOOL

Technical Tips cover radiation, current, conduction .60 dB log spectrum analyzer any scope. VISA/MC/AE Compliments 1-100 MHz 107 probe.

SMITH DESIGN
207 Prospect, N. Wales, PA 19454, Ph.: (215) 661-9107

Quality Microwave TV Antennas

WIRELESS CABLE - IFTS - MMDS - Amateur TV
Ultra High Gain 50db(+) • Tuneable 1.9 to 2.7 Ghz.

- 55-Channel Dish System \$199.95
- 36-Channel Dish System \$149.95
- 20-Channel Dish System \$124.95
- Optional Commercial Grid Antenna (not shown) Add \$50.00
- Yagi Antennas, Components, Custom Tuning Available
- Call or write (SASE) for "FREE" Catalog

PHILLIPS-TECH ELECTRONICS
P.O. Box 8533 • Scottsdale, AZ 85252
(602) 947-7700 (\$3.00 Credit all phone orders)

Dish System LIFETIME WARRANTY
MasterCard • Visa • American Express • COD's • Quantity Pricing

SURVEILLANCE

COUNTER SURVEILLANCE Electronic Devices
Mini Transmitter Kits.. \$39.95 ppd., Voice Changers, Vehicle Tracking, Touch Tone Decoders, Phone Scramblers, Caller ID's, Scanners, Bug & Phone Tap Detectors & More!

TELEPHONE RECORDING SYSTEM • 10 hour extended play (5 hours per side), complete \$149.95 ppd.

FOR CATALOG SEND \$5.00 TO...
P.O. Box 337, Buffalo, NY 14226 (716) 891-3478

FINALLY!

UP TO 115 KBAUD SERIAL INTERFACE TO CONTROL YOUR PROJECT FROM AN RS-232 COMPUTER PORT

- Uses ASCII mnemonics from user's program or Procomm, MAC240, etc
- Bin, Hex or Dec formats
- 24 bit programmable I/O lines
- 10 X 8 bits Analog/Digital channels
- 10-10,000 Hz Pulse Width Modulation
- High & Low interrupts
- 3 EASY to use logic interfaces for stepper motors
- Measures relative resistance/capacitance and much, much more!

- I/O 232 KIT*: ONLY \$65
 - ASSEMBLED*: ONLY \$75
- Some connectors not incl - ASSEMBLED* (all conn. incl.): ONLY \$87
- Manuals(ref): ONLY \$10

ITC MICROCOMPONENTS INC.
Tel. 1 (403) 486 2377.
USA: 4009 Carmel Brooks Way, San Diego 92130 CA.
Canada & Overseas: 18440-57 Ave Edmonton, Alberta T6M 1Y2.

Tax not incl. All prices in US\$. *Add \$5 for S&H.

Is your Cable Company Alienating You?

Say **NO** to unearthly rental fees!

Owning your cable equipment saves you the high cost of monthly equipment rental charges, and gives you control of your TV.

We have the *Best* in **CONVERTERS and DESCRAMBLERS!**

Everquest • Panasonic • Jerrold • Zenith • Pioneer
Scientific Atlanta • Oak • Eagle • Hamlin • Tocom

1 800 624-1150

AMERICAN EXPRESS VISA MasterCard

FREE Catalog! **MP Electronics** **CALL TODAY!**

P.O. Box 241296 • Omaha, NE 68124-5296

September 1993, Electronics Now

USE ELECTRONIC SHOPPER CLASSIFIEDS READ BY MORE THAN 100,000 ELECTRONICS BUYERS AND SELLERS AND TRADERS

INSTRUCTION FOR PLACING YOUR AD!

HOW TO WRITE YOUR AD

TYPE or **PRINT** your classified ad copy **CLEARLY** (not in all capitals) using the form below. If you wish to place more than one ad, use a separate sheet for the additional ads (a photocopy of this form works well). Choose a category from the list below and write that category number into the space at the top of the order form. If you do not specify a category, we will place your ad under Miscellaneous or whatever section we deem most appropriate.

We cannot bill for classified ads. Payment in full must accompany your order. We do permit repeat ad or multiple ads in the same issue, but in all cases, full payment must accompany your order.

WHAT WE DO

The first two words of each ad are set in bold caps at no extra charge. No special positioning, centering, dots, extra space, etc. can be accommodated.

RATES

Our classified ad rate is \$1.25 per word. Minimum charge is

\$18.75 per ad per insertion (15 words). Any words that you want set in bold or caps are 20¢ each extra. Bold caps are 40¢ each extra. Indicate bold words by underlining. Words normally written in all caps and accepted abbreviations are not charged as all-caps words. State abbreviations must be Post Office 2-letter abbreviations. A phone number is one word.

CONTENT

All classified advertising in the **Electronic Shopper** is limited to electronics items only. All ads are subject to the publisher's approval. We reserve the right to reject or edit all ads.

DEADLINES

Ads received by our closing date will run in the next issue. For example, ads received by April 1 will appear in the July, 1993 issue that is on sale in June 3. Shopper ads will appear Jan., Mar., May etc. No cancellations permitted after the closing date. No copy changes can be made after we have typeset your ad. **NO REFUNDS**, advertising credit only. No phone orders.

AD RATES: \$1.25 per word, Minimum \$18.75.

Send your ads with payment to:

Electronic SHOPPER, 500-B Bi-County Blvd. Farmingdale, NY 11735

CATEGORIES

100 — Antique Electronics	270 — Computer Equipment Wanted	450 — Ham Gear Wanted	630 — Repairs-Services
130 — Audio-Video-Lasers	300 — Computer Hardware	480 — Miscellaneous Electronics For Sale	660 — Satellite Equipment
160 — Business Opportunities	330 — Computer Software	510 — Miscellaneous Electronics Wanted	690 — Security
190 — Cable TV	360 — Education	540 — Music & Accessories	710 — Telephone
210 — CB-Scanners	390 — FAX	570 — Plans-Kits-Schematics	720 — Test Equipment
240 — Components	420 — Ham Gear For Sale	600 — Publications	

CLASSIFIED AD COPY ORDER FORM

Ad No. 1—Place this ad in Category # _____

1 - \$18.75	2 - \$18.75	3 - \$18.75	4 - \$18.75
5 - \$18.75	6 - \$18.75	7 - \$18.75	8 - \$18.75
9 - \$18.75	10 - \$18.75	11 - \$18.75	12 - \$18.75
13 - \$18.75	14 - \$18.75	15 - \$18.75	16 - \$20.00
17 - \$21.25	18 - \$22.50	19 - \$23.75	20 - \$25.00
21 - \$26.25	22 - \$27.50	23 - \$28.75	24 - \$30.00
25 - \$31.25	26 - \$32.50	27 - \$33.75	28 - \$35.00

29 - \$36.25	30 - \$37.50	31 - \$38.75	32 - \$40.00
33 - \$41.25	34 - \$42.50	35 - \$43.75	36 - \$45.00
37 - \$46.25	38 - \$47.50	39 - \$48.75	40 - \$50.00

Ad No 1—Total words _____ × \$1.25 per word = \$ _____
 All Caps words _____ × .20 per word = \$ _____
 Bold words _____ × .20 per word = \$ _____
 Bold Cap words _____ × .40 per word = \$ _____
TOTAL COST OF AD No. 1 \$ _____

Card # _____
 Expiration Date _____ / _____
 Signature _____

Total classified ad Payment \$ _____ enclosed.
 Check MasterCard Visa (\$18.75 minimum credit card order)

Name _____ Phone _____
 Address _____ City State Zip _____

Save on cable rental fees!
**CABLE TV
DESCRAMBLERS**
WE'LL BEAT ANY PRICE

JERROLD-TOCOM-ZENITH-HAMLIN-OAK
PIONEER-SCIENTIFIC ATLANTA

• 24 HOUR SHIPMENTS!

• MONEY BACK GUARANTEE! • QUANTITY DISCOUNTS!
MASTER CARD / AMEX / VISA / C.O.D



Have make and model number of equipment used in your area ready.

CALL TOLL-FREE 1-800-284-8432


CABLE WAREHOUSE

10117 West Oakland Park Blvd., Suite 515, Sunrise, FL 33351
NO FLORIDA SALES

Anyone implying theft of service will be denied assistance.

**ACTIVE We Want Your
MICRO Excess Inventory**

- INTEGRATED CIRCUITS
- MEMORY (NEW OR USED)
- EPROMS (NEW OR USED)
- CIRCUIT BOARDS
- DIODES
- TRANSISTORS
- LED'S



Tel 310-494-4851 Fax 310-494-4913

1891 Oblspo Ave Signal Hill, CA 90804

NEW EASY PC

BRITISH
**DESIGN
AWARD**


SCHEMATIC and PCB C.A.D

ONLY

\$195

Includes

- CGA, EGA & VGA compatible.
- Design large multi layer boards.
- One level pull down menu and quick keys for fast layout.
- Dot matrix, laser, plotter, Gerber & N.C. drill output
- 6 Month Free update
Free Demo



7840 ANGEL RIDGE ROAD
ATHENS OHIO 45701
(614) 592 1810

Visa & MasterCard Accepted



One tree can make
3,000,000 matches.



One match can burn
3,000,000 trees.



A Public Service of This Magazine
& The Advertising Council

**AFFORDABLE
DATA ACQUISITION**



MODEL 30 \$79.00

- PLUGS INTO PC BUSS
- 24 LINES DIGITAL I/O
- 8 CHANNEL-8 BIT A/D IN
- 12 BIT COUNTER
- UP TO 14K SMP/SEC



MODEL 45 \$189

- RS-232 INTERFACE
- 8 DIGITAL I/O
- 8 ANALOG INPUTS
- 2 ANALOG OUTPUTS
- 2 COUNTERS-24 BIT



MODEL 70 \$239

- RS-232 INTERFACE
- 18 BIT A/D
- 5.5 DIGIT
- UP TO 60 SMP/SEC



MODEL 150-02 .. \$179

- RS-232 INTERFACE
- TRMS, 20 AMPS
- 12 BIT A/D
- OPTO-ISOLATED
- CHANGE RANGES, AC/DC, VIA RS-232

Prairie Digital, Inc.

846 17th Street • Industrial Park • Prairie du Sac, WI 53578
(608) 643-8599 • FAX: (608) 643-6754

DOS IN ROM!

MVDISK1 64k.....\$75
MVDISK2 360k.....\$150
MVDISK3 1.44m \$195

\$75

WORLDS SMALLEST PC !!!

ROBOTS ALARMS RECORDERS DOB

THREE EASY STEPS: **\$27** 1K QTY
1. Develop on PC
2. Download to SBC **\$95** 5GL QTY
3. Burn into EPROM

- 2 PARALLEL -LCD INTERFACE
- 3 SERIAL -KEYBOARD INPUT
- PC TYPE BUS -REAL TIME CLK
- BIOS OPTION -BATTERY DR 5V

FREE SHIPPING IN U.S.

5 YEAR LIMITED WARRANTY



Box 850
Merrimack, NH
(508) 792 9507

**8088 SINGLE
BOARD
COMPUTER**



September 1993, Electronics Now

MCM Electronics

Project Designs Just Got Easier!

TENMA®
Test
Equipment



TENMA RF Generator

Provides stable RF signals from 100KHz-450MHz. Well suited for service and educational uses.

Features: Wide Frequency range: 100KHz- 450MHz ■ Built-in 1KHz oscillator.

Specifications: ■ Frequency range (A): 100KHz-300KHz, (B): 300KHz-1000KHz, (C): 1MHz-3.2MHz, (D): 3.0MHz-10MHz, (E): 10MHz-30MHz, (F): 32MHz-150MHz (up to 450MHz on third harmonics) ■ Frequency accuracy: ± 3% RF output: 100mV RMS, approximately (up to 35MHz)
General: ■ Dimensions: 10" (W) x 6" (H) x 5 1/4" (D)

#72-585 \$139⁹⁵ (ea.)



TENMA

Digital Multimeter with Inductance Feature

Extremely versatile, feature packed meter at an affordable price

Features: ■ 3 1/2 digit LCD display ■ 10Mohm input impedance ■ Checks transistor gain ■ Continuity test ■ Diode test ■ Comes complete with test leads and owners manual

#72-680 \$59⁹⁵ (ea.)

TAB Books Electronics Best Sellers



#81-1675



#81-1680



#81-1685



#81-1665



#81-1630

TAB Encyclopedias of Electronic Circuits

A giant collection of the latest, most widely-used electronic circuits. These books are highly recommended in the library of any electronic professional or enthusiast. Each encyclopedia contains hundreds of schematics, cross references and a meticulous index on industry leaders such as Motorola, Teledyne, Texas Instruments and many others. Rudolph F. Graf, 7 1/2" x 9 1/2", soft cover.

Order #	Description	Price (ea.)
81-1675	Vol. 1, 795 pages, © 1985	\$32.95
81-1680	Vol. 2, 755 pages, © 1988	32.95
81-1685	Vol. 3, 838 pages, © 1991	32.95

TAB Basic Electronics Theory (3rd Edition)

This guide contains all the information needed for basic understanding of most any electronic device or circuit. New areas covered include fundamentals of electronics, Kirchoff's laws, reading circuit diagrams covering pictorials and more. Delton T. Horn, 532 pages, 7 1/2" x 9 1/4", soft cover, © 1989.


#81-1665 \$22⁹⁵ (ea.)

TAB Beginner's Guide To Reading Schematics (2nd Edition)
Make most any electronic task easier when you discover how to understand and use block diagrams, schematics and pictorials with this step-by-step guide. Robert J. Traister and Anna L. Lisk, 129 pages, 5" x 8 1/4", soft cover, © 1991.

#81-1630 \$10⁹⁵ (ea.)

Prices effective through October 29, 1993. Prices subject to change without notice.

MCM can get you started on most any electronic project! Everything from books and starter kits to test equipment. MCM's got it all! See our full line of the latest project accessories available in our current Catalog 31.



TENMA Universal Test System

The Tenma Universal Test System combines four of the most commonly used pieces of test equipment into one economical unit. Designed for use in service, design and education.

Features: ■ Triple output power supply ■ Full function 4 1/2 digit DMM ■ 250MHz frequency counter ■ 2MHz sweep function generator ■ Comes complete with test leads and owners manual
Power Supply Specifications: ■ Supply 1 output voltage: 0-30VDC (variable) 0-2A ■ 5VDC, 2A (fixed) ■ 13.8VDC, 3A (fixed)

#72-1005 \$419⁹⁵ (ea.) \$399⁹⁵ (2-up)

MCM Techkits

#80-765



#80-755



#80-720



#80-740



Voice Activated Switch Kit

■ Sound activated switch can be used to turn on alarm equipment, operate a tape recorder, relay, lights, motor or LEDs ■ Dimensions: 1 1/2" x 1 1/2"

#80-765 \$6⁹⁵ (kit)

Busy Phone Light Kit

■ Add this kit to any or all your telephones and an LED will light when extension is being used ■ Ideal for use on computer with modem ■ Dimensions: 1" x 1/2" ■ Uses one 9V battery not included (MCM #29-235)

#80-755 \$9⁹⁵ (kit)

Telephone Transmitter Kit

■ Allows for clear and concise telephone audibility ■ Transmits telephone conversation to FM radio ■ Can also be used for making any telephone a speaker phone ■ Telephone line powered ■ Wireless ■ Dimensions: 1/2" x 1"

#80-720 \$12⁹⁵ (kit)

Telephone Switch Kit

■ Switch automatically turns on phone recorder when telephone receiver is picked-up ■ Telephone line powered and small enough to be installed anywhere ■ Dimensions: 7/8" x 3/8"

#80-740 \$12⁹⁵ (kit)

To order, or to request a FREE Catalog...

Call **1-800-543-4330**

To Order By Fax... Call 1-513-434-6959



MCM ELECTRONICS
650 CONGRESS PARK DR.
CENTERVILLE, OH 45459-4072
A PREMIER Company



ENS-08

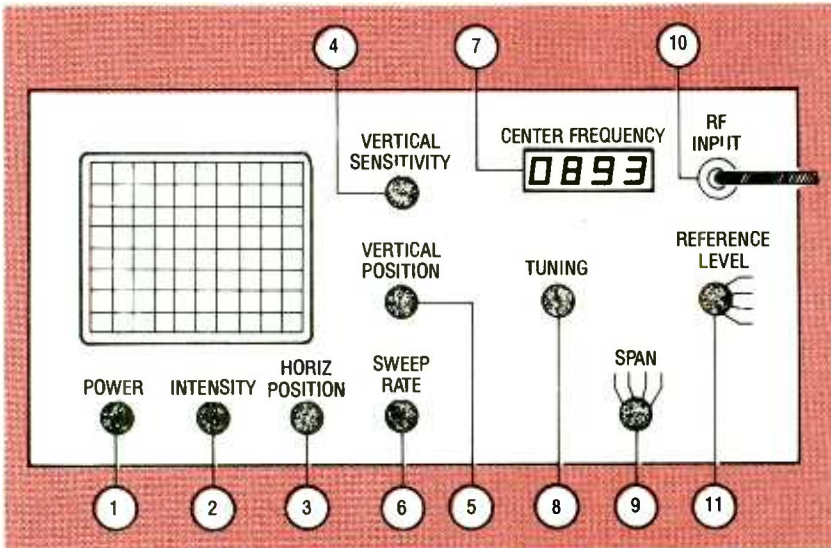



FIG. 8—SPECTRUM ANALYZER FRONT PANEL: The controls of a basic model.

1. POWER switch turns power on and off.
2. INTENSITY controls brightness of the display.
3. HORIZONTAL POSITION shifts the display on the screen.
4. VERTICAL SENSITIVITY selects an amplitude sensitivity.
5. VERTICAL POSITION moves the CRT display vertically.
6. SWEEP RATE controls the sweep speed across the CRT.
7. CENTER FREQUENCY is a readout of center frequency.
8. TUNING centers the frequency on the CRT display.
9. SPAN controls the spectrum display width.
10. RF INPUT accepts the signal to be observed.
11. REFERENCE LEVEL sets waveform to the graticule top.

More advanced models have additional function knobs, switches, and pushbuttons.



PORTABLE SPECTRUM ANALYZER from Hewlett-Packard covers the RF and microwave frequency range from 9 kHz to 22 GHz. It offers frequency-synthesized accuracy of 7.6 kHz at 1GHz. Second- and third-order dynamic ranges are 77 dB and 90 dB, respectively. Memory cards can quickly transform the unit into an application-specific instrument.

ponent in the wave contributes a pair of side frequencies to the spectrum. These side frequencies are located at equal distances on each side of the carrier, and they are spaced

away from the carrier by the modulating frequency of the wave under study.

In frequency modulation, a single modulating tone will produce a carrier with an infinite

number of side bands. Nevertheless, the spectrum will be symmetrical about the center frequency, as shown in Fig. 5.

Pulse modulation is a special case of amplitude modulation in which the carrier is on during selected intervals (pulses), and is off between these pulses. It is done to increase the ratio of peak to average power in the modulated wave as in pulsed radar or to encode a signal as in pulse code modulation (PCM).

Without going into the mathematical derivations, it is sufficient here to point out that the spectral display of a pulse-modulated carrier is that of a large magnitude lobe centered on the carrier's center frequency with side lobes of diminishing amplitude spaced equidistantly on either side of the center frequency, as shown in Fig. 6.

Graphic records

Figure 7 show a photograph of a 45.75 MHz, video-modulated, intermediate-frequency signal from a tuner, taken from an oscilloscope display. It can be seen that the modulation makes it impossible to freeze the display on this time-domain oscilloscope picture. Peak-to-peak voltage is the only measurement that can be accurately made.

Figure 7 also shows a spectrum analyzer presentation of the same waveform. It is now possible to recognize (reading from left to right) the audio subcarrier, the modulated 3.58 MHz chroma subcarrier, and the modulated video carrier with its sidebands. Because this is an IF output, the audio subcarrier is lower in frequency than the video signal.

From that waveform it is possible to measure the video carrier level, the audio carrier level below video, the frequency of the video carrier, and the frequency span from the video to the audio carriers. This is particularly important because an off-frequency audio subcarrier causes an annoying distortion on the TV screen called "beats."

With tedious adjustments and care, it might be possible to measure modulation depth, au-

dio deviation, and signal-to-noise ratio. However, none of these can be measured with a conventional oscilloscope.

Basic control functions

Figure 8 shows the front face of a spectrum analyzer with a minimum number of controls. The input connector is usually placed on the front panel. The power switch typically has a lamp nearby to indicate if the power is on or off.

The controls includes knobs for setting waveform intensity, horizontal position, vertical sensitivity, vertical position, and sweep rate. A tuning knob sets the center frequency, which is displayed on a liquid crystal display panel. SCAN WIDTHS OR SPAN (MHz/div) sets the scan width and REFERENCE LEVEL (dBm) sets reference level. Some instruments have a knob for setting for BANDWIDTH (BW—normal or wide).

The vertical axis is calibrated in amplitude. Most analyzers offer a choice of linear scale calibrated in volts or power, or a logarithmic scale calibrated in decibels. The log scale offers a much wider usable range. The top line of the graticule is normally assigned as the reference level, and scaling per division permits the assignment of values to other graticule locations. This permits the measurement of both the absolute signal value or the amplitude difference between any two signals.

The cost of spectrum analyzers has been declining over the past decade while their performance, efficiency and reliability has been improved. The availability of higher levels of integrated circuitry has permitted lower power consumption.

The battery-portable 2610 spectrum analyzer from B + K Precision, shown on the first page of this article, covers the frequency range of 1 MHz to 1 GHz. It offers a fixed 1 MHz bandwidth, regardless of scan width. This, B + K says, simplifies the observation of video, television, and cable television signals. This B + K instrument is considered to be a general purpose analyzer.

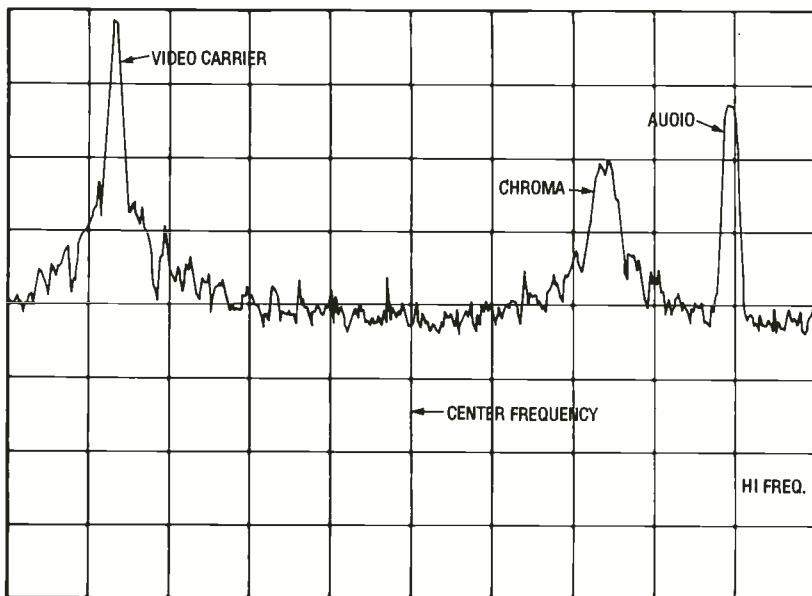


FIG. 9—THE STANDARD VIDEO CARRIER WAVEFORM (V) shown with its chroma (C), and audio (A) subcarriers at higher frequencies. Table 1 gives the basic settings.

Control	Abbrev.	Value	Units
1. Reference level	REF	9.3	dBmV
2. Attenuation		10.0	dB
3. Decibels/division		10.0	db/div.
4. Tune center freq.	CENTER	63.96	MHz
5. Residual bandwidth	RES BW	30.0	kHz
6. Visual bandwidth	VBW	30.0	kHz
7. Span	SPAN	6.0	MHz
8. Sweep rate	SWP	600	msec

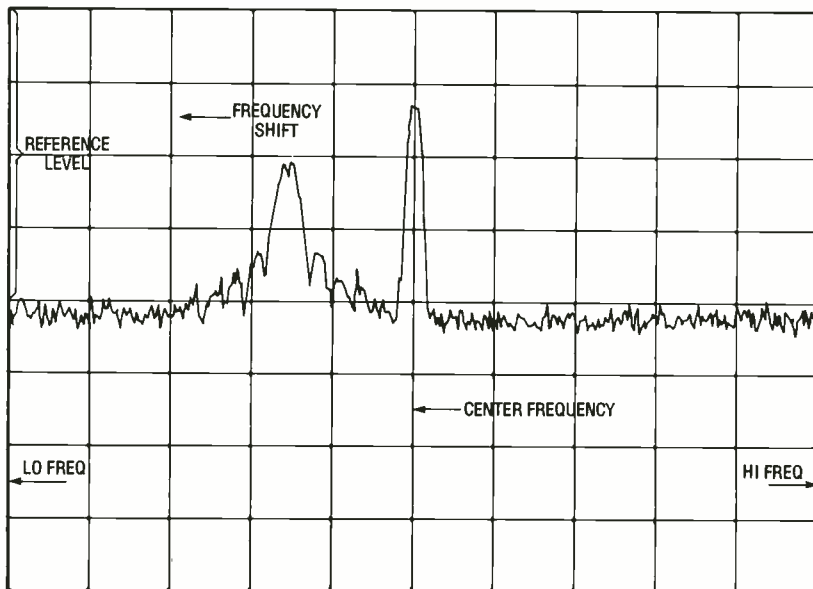


FIG. 10—RETUNING THE CENTER FREQUENCY from 63.96 to 66.33 MHz shifts the trace toward the higher frequency. All other settings remain the same.

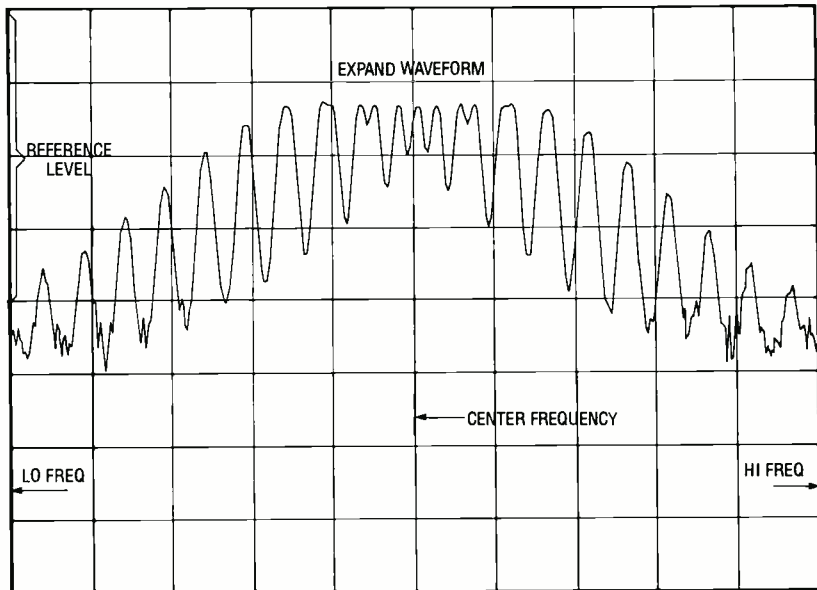


FIG. 11—DECREASING THE SPAN FROM 6.0 MHz to 200.0 kHz expands the trace. The center frequency has shifted from 66.33 to 66.31 MHz, and the sweep has decreased from 600 to 20 milliseconds. All other settings remain the same.

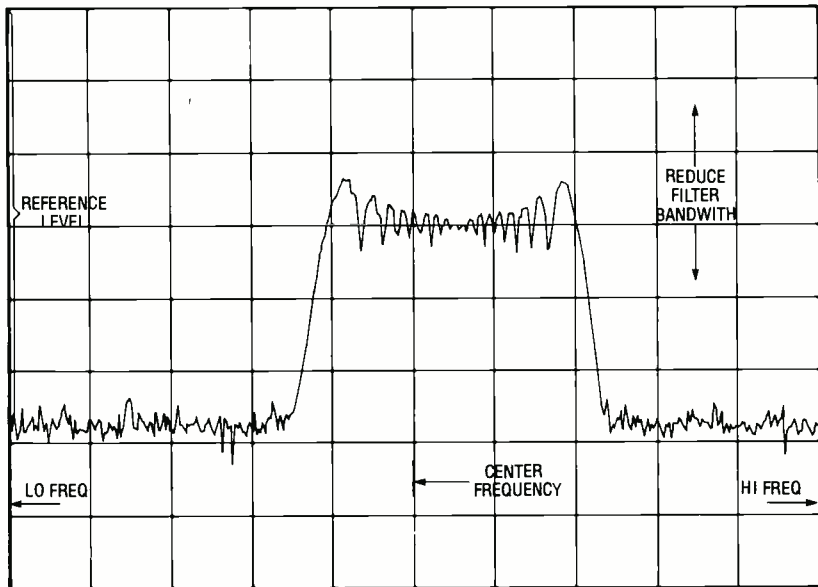


FIG. 12—DECREASING THE RESOLUTION BANDWIDTH from 30 kHz to 1 kHz shows the true amplitude of the sidebands. The sweep has increased from 20 milliseconds to 18 seconds. All other settings remain the same.

The high end of the market is represented by the 8593E from Hewlett-Packard. It is a spectrum analyzer that can make frequency measurements at 22 GHz. One of a family of HP spectrum analyzers, it is designed so that relatively unskilled operators can make routine specialized precision measurements on the factory floor just by pushing a few front-panel buttons.

Some of the high-end models include microprocessors which permit the display of alpha-

numeric legends on the CRT screen to verify settings. It also permits the selection of amplitude units on either log or linear scale.

Some models have movable cursors that can be located at any point on the displayed trace so that the frequency or amplitude values at that point will be displayed. Digital storage of the displayed waveform eliminates display flicker at the sweep rate. Pushbuttons have replaced control knobs on some models, and battery-portable analyzers are

also becoming popular.

Advanced spectrum analyzers have provision for "personality cards," which, when inserted, dedicate the instrument to specific applications and minimize the number of settings and adjustments that must be made. This feature permits relatively unskilled operators to carry out precise production-line or laboratory measurements.

Control settings

The two basic settings that must be made when operating an oscilloscope are vertical volts per division and horizontal time (seconds) per division. Of course, other settings such as trigger level, horizontal and vertical position, and certain other enhancements will give the clearest possible waveform.

By contrast, when operating a spectrum analyzer, there are more required settings. These include the vertical reference level, horizontal center frequency, horizontal sweep time, and resolution bandwidth.

Some analyzers offer a choice of vertical reference level units. These include decibels referred to a milliwatt (dBm), to a nanovolt (dBnV), to a microvolt (dBμV), and to volts and watts. A choice can also be made between a 50-ohm and a 75-ohm input impedance.

Figure 9 is a rendering of an actual spectrum analyzer waveform of a radio-frequency video carrier reproduced with an X-Y plotter. Notice that because it is a radio-frequency signal and not an intermediate-frequency video signal, the carriers are in their normal positions—the audio has a higher frequency than the video signal. Table 1 gives the initial settings.

Referring back to the spectrum analyzer front-panel diagram, Fig. 8, the following information can be gained:

- *Reference level*—The reference level is given at the top of the graticule. All other voltage or power levels are below that maximum level. The REFERENCE LEVEL knob adjusts the input attenuator and IF gain so that the top graticule corresponds to the

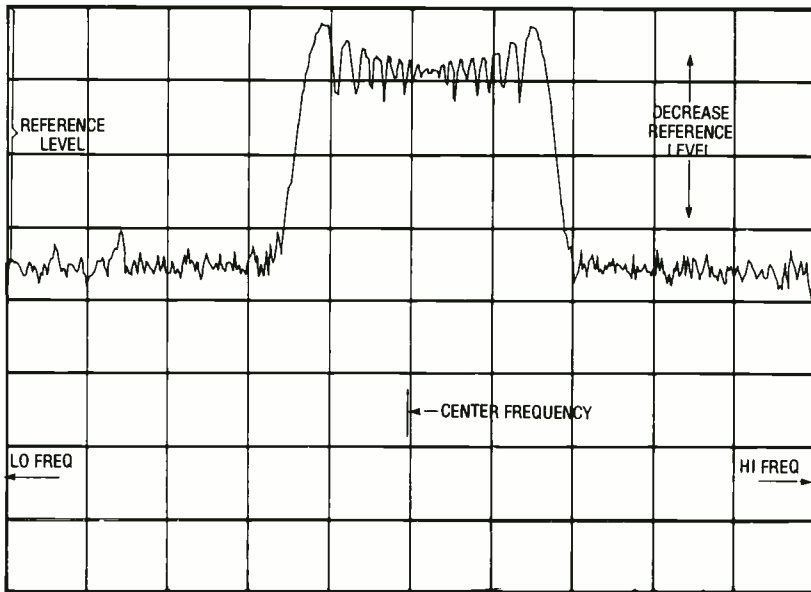


FIG. 13—DECREASING THE REFERENCE LEVEL from 9.3 dBmV to -12 dBmV elevates the waveform. All other settings remain the same.

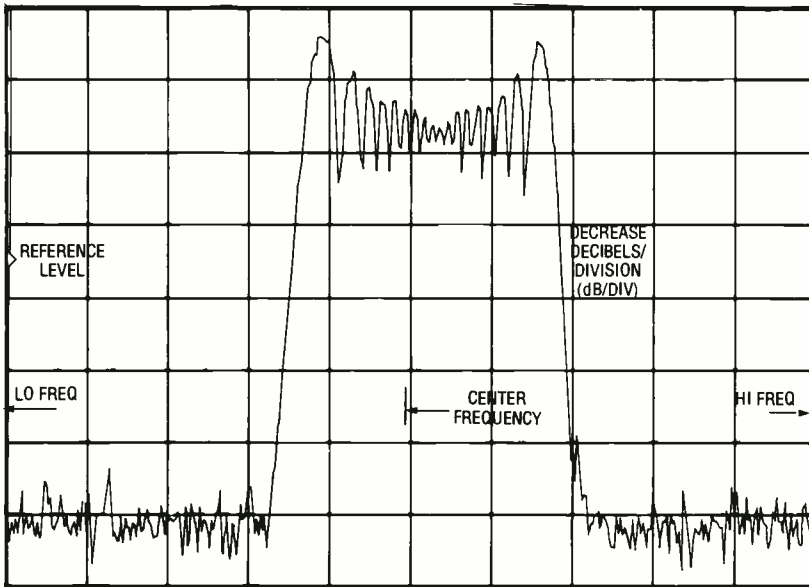


FIG. 14—DECREASING THE DECIBELS/DIVISION value from 10 to 5 dB/div amplifies the waveform. All other settings remain the same.

the speed of the sweep across the CRT, typically measured in milliseconds. For most measurements the spectrum analyzer automatically selects the proper sweep time.

With the instrument set up with the desired input signal, the first step is to center the audio subcarrier for a later setting of amplification and resolution. The easiest way to do this is to retune the center frequency upward to shift the display to the left as shown in Fig. 10.

If you want more information on the subcarrier, decrease the frequency span of the horizontal sweep without shifting the center frequency. (This can also be done by increasing the low frequency and decreasing the high frequency the same amount in the same direction.) The result is that the carrier expands as shown in Fig. 11.

The horizontal frequency per division has been decreased from 600 kHz/div to 20 kHz/div. The results of this adjustment are a decrease in SPAN from 6.0 MHz to 200.0 kHz, and a decrease of SWEEP from 600 to 20 milliseconds. Sweep time SWP is proportional to SPAN if the resolution bandwidth remains constant.

The spectrum analyzer should have as much selectivity or resolution as possible. This means that the bandpass filter should have as narrow a pass-band as practical. This calls for an engineering tradeoff: increased resolution increases sweep time (SWP) because sweep time is inversely proportional to the square of the resolution bandwidth.

Decreasing resolution bandwidth by half increases sweep time by a factor of four. There is a practical limit because sweep time would become excessive, measurable in tens of seconds rather than milliseconds. Fortunately, it is rare that there is ever a need for resolution so high that those unusual sweep times would be encountered. The rule is to keep sweep time as fast as possible.

In the example given here, there is a need for increased res-

Continued on page 86

indicated signal level. Calibrations might be in dBm or dBmV.

- **Vertical sensitivity or scale**—selects the amplitude sensitivity of the graticule. Typical selections are 10 dB/div or 2 dB/div.

- **Tuning**—sets the mean or center frequency of the display. Some models display this value separately on a liquid-crystal display.

- **Span**—controls the width of the spectrum being displayed, and automatically selects a filter for optimum resolution. It is the

difference between the low and high frequencies.

- **Low frequency**—A value that can be determined by subtracting half the value of the span from the center frequency.

- **High frequency**—A value that can be determined by adding half the value of the span to the center frequency.

- **Resolution bandwidth: RES BW**—A setting that is unrelated to signal amplification, but it affects the resolution of the waveform presentation.

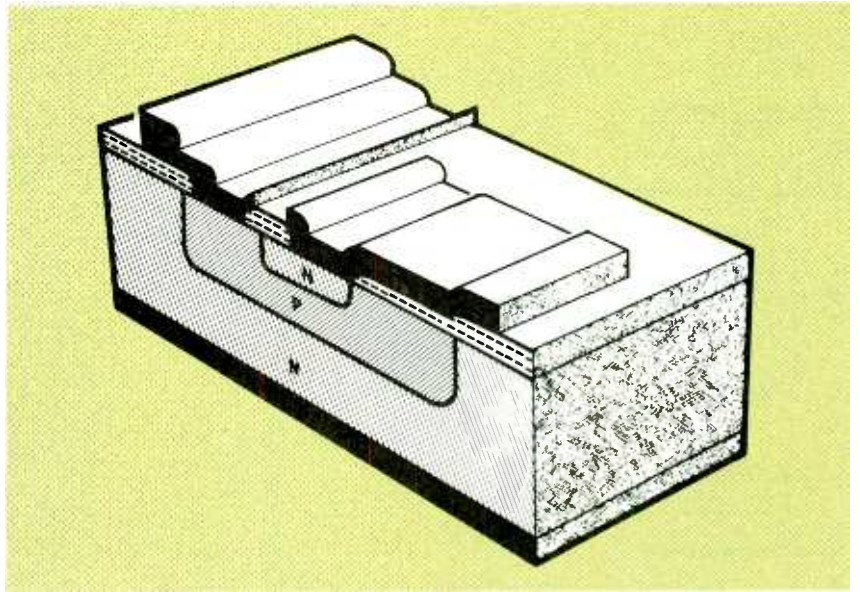
- **Sweep rate: SWP**—controls

RAY MARSTON

THE BIPOLAR JUNCTION TRANSISTOR (BJT) triggered the revolution in modern solid-state electronics in the 1960's. Although the discrete small-signal BJT has since yielded to the integrated circuit in economic importance, it lives on in the form of discrete linear and switching power transistors as well as radio-frequency transistors into the microwave region.

The principles behind the operation of the BJT are important to the understanding of many of today's most popular linear and digital integrated circuits. Moreover, the transistors in the digital logic transistor families—TTL, Shottky TTL, and emitter-coupled logic (ECL) are BJT's.

This article focuses small-signal BJT's and practical circuits that can be made with them. They function either as a linear amplifiers or digital switches.



BIPOLAR TRANSISTORS

The bipolar junction transistor is the cornerstone of modern solid-state electronics. Learn (or review) the basics of this important active device.

The term bipolar junction transistor (BJT) distinguishes it from the junction field-effect transistor or JFET.

BJT basics

A BJT is a three-terminal (*base, emitter, and collector*) device. There are two types: NPN and PNP. Today both are typically made by the double-diffusion process that involves the deposition of two additional layers of doped silicon on a doped silicon wafer.

Figure 1-a shows the cross section of an NPN BJT. Its base and emitter terminals are metal depositions on top of the silicon wafer, and its collector is the metalized lower surface of the wafer. Figure 2-a shows the cross section of a PNP BJT. It is similar to the NPN BJT, except

that the N- and P-type materials have changed places.

Figures 1-b and 2-b are the schematic symbols for the NPN and PNP transistors, respectively. Notice that they are the same except for the direction of the arrowhead within the symbol at the emitter terminal. This difference will be explained shortly.

The term *bipolar* means that the BJT's operation depends on the movement of two different carriers: *electrons and holes*. In NPN BJT's the electron is the *majority carrier* and the hole is the *minority carrier*. This situation is reversed in the PNP BJT.

By contrast, all field-effect transistors (JFET's and MOSFET's) depend upon the movement of only one carrier, either electrons or holes, de-

pending on whether they are N-channel or P-channel devices, so they are technically *unipolar* devices. (For more information on this, see **Electronics Now**, April and May 1993.)

The voltage on the collector of the NPN BJT must be positive with respect to its emitter if current I_C is to flow. That current will increase with a positive bias on the base. Figure 3-a shows how a small input current applied at the base (I_B) of the NPN BJT can control I_C . The arrowhead indicates the direction of conventional current flow—collector to emitter. Note that it is in the same direction as the arrowhead in the symbol for the NPN transistor. (Electrons flow in the direction opposing the arrowhead.)

Similarly, the PNP transistor

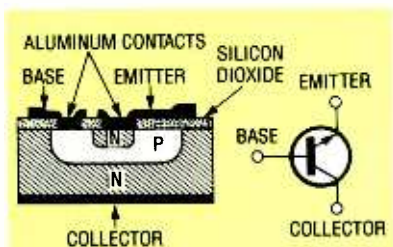


FIG. 1.—NPN BIPOLAR JUNCTION transistor section view (a), and graphic symbol (b).

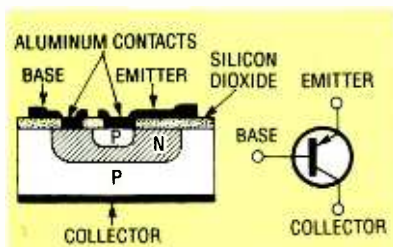


FIG. 2.—PNP BIPOLAR JUNCTION transistor section view (a), and graphic symbol (b).

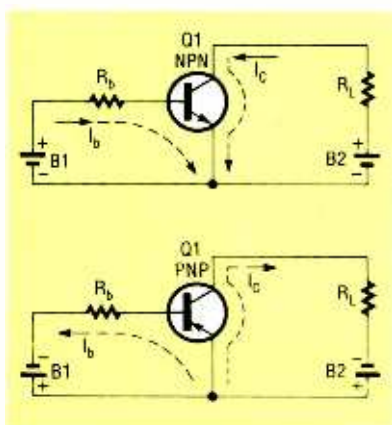


FIG. 3.—CURRENT FLOW IN transistors: NPN (a), and PNP (a).

requires a negative collector supply with respect to its emitter to operate, and a negative base bias to increase conduction. Fig. 3-b shows conventional current flow in the PNP BJT from the emitter to the collector, as shown in the symbol for the PNP transistor, but opposite to that shown in Fig. 3-a.

Most of the common commodity NPN and PNP BJT's available from electronics distributors and retail stores have been standardized and are made by many different suppliers around the world. Table 1 lists the basic characteristics of two typical general-purpose, small-signal BJT's that are in-

cluded in the projects discussed in this article: the 2N3904 NPN-type and the 2N3906 PNP-type. Both are packaged in small, three-pin plastic cylindrical TO-92 packages with flat faces.

Brief definitions for the parameters listed in Table 1 are:

- *Power dissipation* is the maximum *mean* power that the BJT can dissipate without an external heatsink, at normal room temperature, 25 °C.
- f_T is the *gain-bandwidth product*, the frequency at which the common-emitter forward current gain is unity.
- V_{CBO} is collector-base voltage (emitter open), the maximum voltage that can be impressed across collector and base when the emitter is open.
- V_{CEO} is the collector-emitter voltage (base open), the maximum voltage that can be impressed across collector and emitter when the base is open.
- $I_{C(max)}$ is the maximum *mean* current that should be allowed to flow through the collector terminal of the BJT.
- h_{FE} is the DC forward-current gain, the ratio of DC collector current to DC base current for a transistor in a common-emitter configuration

The gain-bandwidth product, the frequency at which common emitter forward current gain is unity, applies in the following way: If a transistor in a voltage-feedback circuit has a voltage gain of $\times 100$, its bandwidth will be one hundredth of gain-bandwidth value. However if the voltage gain is reduced to $\times 10$, the bandwidth will increase to that value divided by 10.

Transistor characteristics

A knowledge of the *static* and *dynamic* characteristics of BJT's will be useful in obtaining the optimum performance from the device. *Static* characteristics are values obtained when the device is in a test circuit and operated under DC conditions with the measurements made by an ohmmeter.

Figure 4-a shows the static equivalent circuit of an NPN BJT, and Fig. 4-b shows the static equivalent of a PNP BJT.

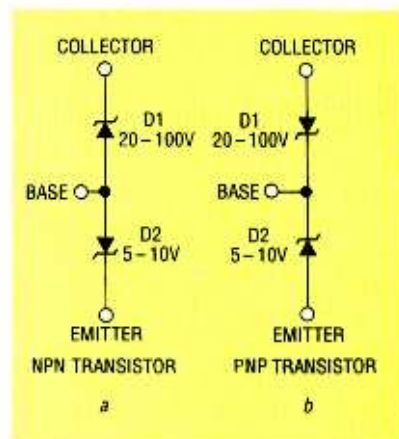


FIG. 4.—STATIC EQUIVALENT CIRCUITS for a NPN BJT (a), and a PNP BJT (b).

Each device can be considered as equivalent to a pair of reverse-biased zener diodes in series between the collector and emitter terminals, with the base terminal connected to the common point between the two zeners.

Examination of Figs. 1-a and 2-a shows that each BJT is really two diodes: the emitter and base form one PN diode with an emitter-base junction, and the base and collector form a second PN diode with a base-collector junction. When these diodes are properly biased, they reach an avalanche or zener breakdown point.

In most small-signal BJT's, the base-to-emitter junction has a typical zener value of 5 to 10 volts, while the base-to-collector junction has a typical zener value of 20 to 100 volts. Thus, if the base-to-emitter junction of the BJT is forward biased, it exhibits the characteristics of an ordinary diode. However, when reverse biased it exhibits the characteristics of a zener diode. The forward-biased junction in a silicon BJT blocks virtually all current until the bias voltage rises to about 600 millivolts.

Beyond that value the current will increase rapidly. When forward biased by a fixed current, the forward voltage of the junction has a temperature coefficient of about -2 millivolts per degree C. When the transistor is configured as an emitter open-circuited, the base-to-collector junction exhibits similar

characteristics to those just described—except for a greater zener value.

If the transistor is configured with its base open-circuited, the collector-to-emitter path acts like a zener diode in series with an ordinary diode.

Dynamic characteristics

The dynamic characteristics of a BJT can be better understood by examining the typical common-emitter collector characteristics for a small-signal silicon NPN transistor shown in Fig. 5. Direct current collector current I_C is plotted on the Y axis, and DC collector-emitter voltage V_{CE} is plotted along the X axis.

A family of curves for different values of DC base current I_B is drawn on Fig. 5. Base current is plotted because the BJT is a *current-operated* device. As mentioned earlier, the base-emitter junction is forward biased for normal transistor operation. Base current flows and is a necessary variable for establishing the BJT's operating point.

Observe the following specific points on Fig. 5:

- When base current (I_B) is zero, the transistor conducts barely measurable collector leakage current.
- When the collector to-emitter voltage exceeds a few hundred millivolts, the collector current value is almost directly proportional to the base current value. It is only slightly affected by the actual collector voltage value. Thus, the transistor can perform as a constant-current generator by feeding a fixed bias current into the base.

The transistor can also perform as a linear amplifier by superimposing the input signal on a nominal input bias current. (This will be discussed in more detail later.)

Circuit applications

Even a simple small-signal BJT has many applications related to its ability to amplify or switch. Some of the most important and practical circuit designs are described here. With few exceptions, all of the circuits are based on the 2N3904

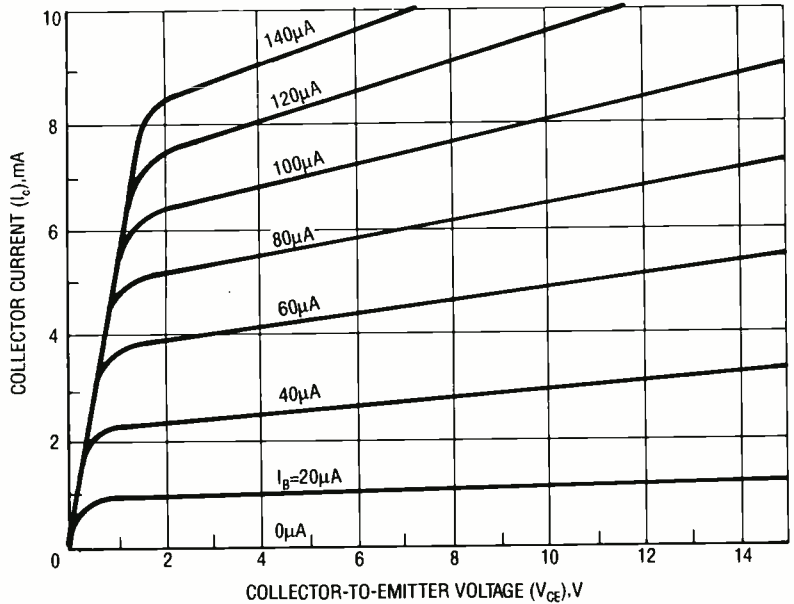


FIG. 5—TYPICAL COLLECTOR CHARACTERISTICS for an NPN bipolar transistor in a common-emitter configuration.

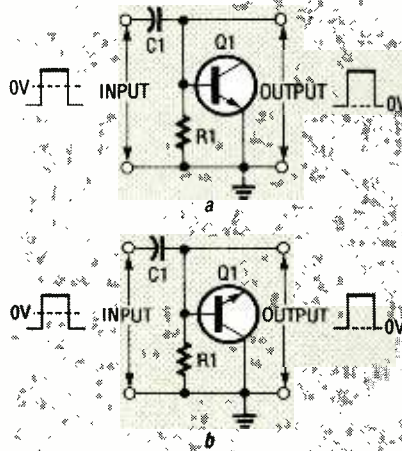


FIG. 6—A CLAMPING DIODE CIRCUIT with an NPN transistor acting as a diode.

NPN transistor. (With certain minor component value changes, other NPN transistors can be substituted.) The circuits can also be made with a PNP transistor such as the 2N3906, if the polarities are altered.

Diodes and switches.

It was explained earlier that both the base-emitter and base-collector junctions of a silicon BJT can be considered equivalent to a zener diode. As a result, either of these junctions can perform as a fast-acting rectifier diode or zener diode, depending on the bias polarity.

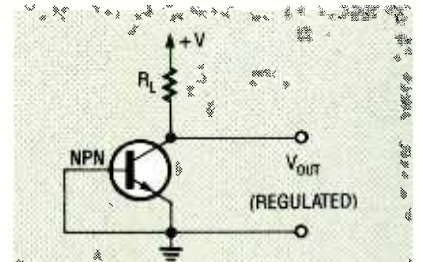


FIG. 7—A TRANSISTOR FUNCTIONING as a zener diode.

Figure 6 shows two alternative ways to make an NPN BJT perform as a diode in a *clamping* circuit that converts an AC-coupled rectangular input waveform into a DC square wave. The input AC waveform is symmetrical above and below the zero-voltage reference. However, the output signal retains the input's form and amplitude, but it is clamped to the zero-voltage reference.

If you build this circuit, use the base-collector terminals as the diode as in Fig. 6-b because they provide a larger zener voltage value than the circuit shown in Fig. 6-a.

Figure 7 shows how an NPN BJT can function as a zener diode in a circuit that converts an unregulated supply voltage into a fixed-value regulated output voltage. Typical values range from 5 to 10 volts, depending on

TABLE 1
RATINGS FOR THE 2N3904 NPN AND 2N3906 PNP TRANSISTORS

Variable	2N3904	2N3906
Material	silicon	silicon
Polarity	NPN	PNP
Power dissipation*	625 mW	350mW
Gain-bandwidth product, f_T	300 MHz	250 MHz
V_{CBO}	60 V	40 V
V_{CEO}	40 V	40 V
I_{Cma}^x	200 mA	200 mA
h_{FE}	100 - 300	60
Case style	TO-92	TO-92

* 25°C (free air)

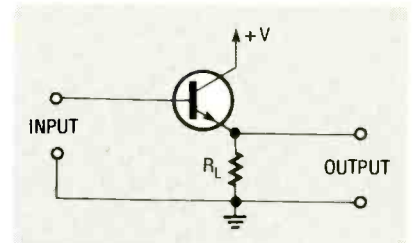


FIG. 11—A DC COMMON-COLLECTOR linear amplifier or voltage follower.

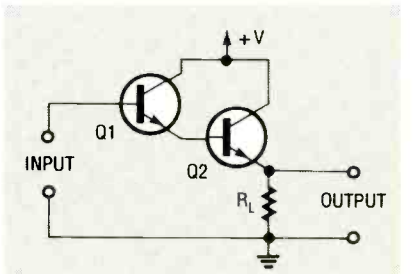


FIG. 12—DARLINGTON DC EMITTER-follower.

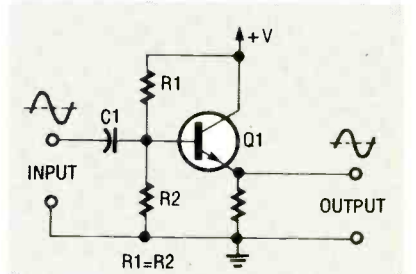


FIG. 13—AN AC COMMON-COLLECTOR amplifier.

about half the supply voltage (to provide maximum undistorted output signal swings).

The input signal in the form of a sine wave is applied between the base and the emitter through C1. The circuit inverts the phase of the input signal, which appears as an output between the collector and emitter. This circuit is characterized by a medium-value input impedance and a high overall voltage gain.

The input impedance of this amplifier is between 500 and 2000 ohms, and the load impedance equals R_L . Voltage gain is the change in collector voltage divided by the change in base voltage (from 100 to about 1000). Current gain is the change in collector current divided by the change in base current or h_{FE} .

In the common-base linear

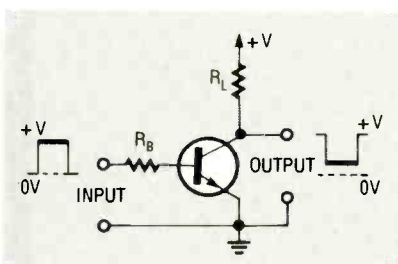


FIG. 8—A TRANSISTOR SWITCH or digital inverter.

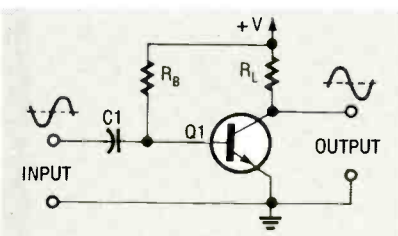


FIG. 9—A COMMON-EMITTER LINEAR amplifier.

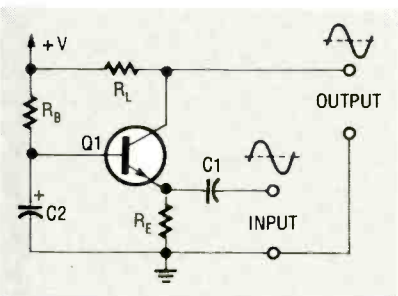


FIG. 10—A COMMON-BASE LINEAR amplifier circuit.

the characteristics of the selected transistor. The base-emitter junction is the only one suitable for this application.

Figure 8 shows a BJT functioning as a simple electronic switch or digital inverter. Here the base is driven through re-

sistor R_B by a digital input step voltage that has a positive value. The load resistor R_L can be a simple resistor, a tungsten lamp filament, or a relay coil. Connect the load between the collector and the positive supply.

When the input voltage is zero, the transistor switch is cut off. Thus no current flows through the load, and the full supply voltage is available between the collector and emitter terminals. When the input voltage is high, the transistor switch is driven fully on. Maximum current flows in the load, and only a few hundred millivolts is developed between the collector and emitter terminals. Thus the output voltage signal is the inverted form of the input signal.

Linear amplifiers.

A BJT can function as a linear current or voltage amplifier if a suitable bias current is fed into its base, and the input signal is applied between a suitable pair of terminals. A transistor amplifier can be configured for any of three operating modes: *common-base* (Fig. 10), and *common-collector* (Fig. 11). Each of these modes offers a unique set of characteristics.

In the common-emitter circuit of Fig. 9, load resistor R_L is connected between the collector and the positive supply, and a bias current is fed into the base through R_B . The value of R_B was selected so that the collector takes on a quiescent value of

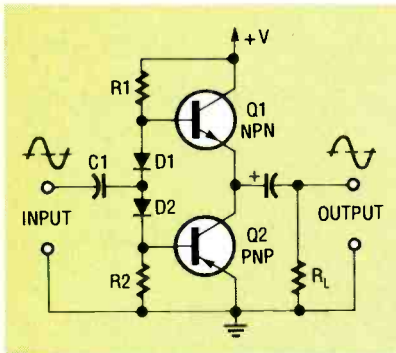


FIG. 14—COMPLEMENTARY OR bilateral AC emitter-follower circuit.

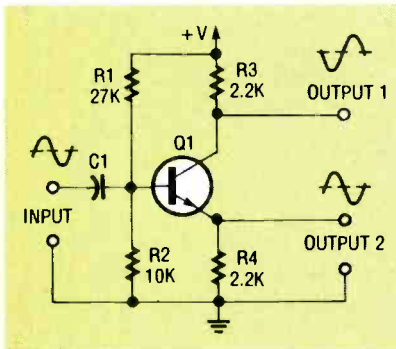


FIG. 15—PHASE-SPLITTER circuit.

amplifier circuit of Fig. 10, the base is biased through R_B and AC-decoupled (or AC-grounded) through C_B . The input signal is applied between the emitter and base through C_1 , and the amplified but non-inverted output signal is taken from between the collector and base. This amplifier offers very low input impedance, and output impedance equal to the resistor R_L . Voltage gain is from 100 to 1000, but current gain is near-unity.

In the common-collector linear amplifier circuit of Fig. 11, the collector is connected directly to the positive voltage supply, placing it effectively at ground impedance level. The input signal is applied directly between the base and ground (collector), and the non-inverted output signal is taken between the emitter and ground (collector).

The input impedance of this amplifier is very high; it is equal to the product of h_{FE} and the load resistance R_L . However, output impedance is very low. The circuit's overall voltage gain is near-unity, and its output

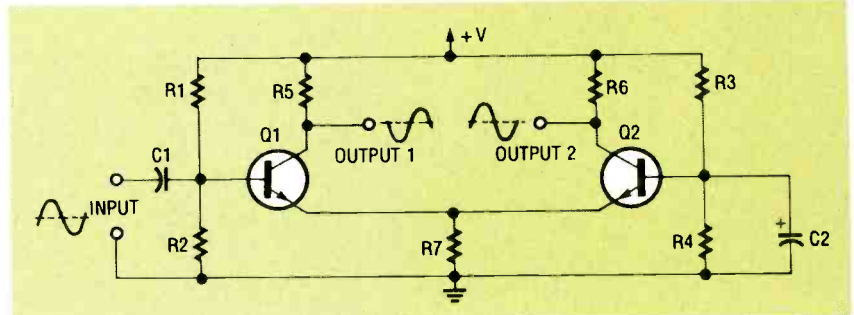


FIG. 16—LONG-TAILED PAIR PHASE-splitter.

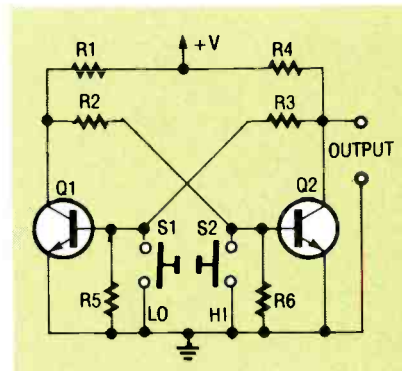


FIG. 17—FLIP-FLOP OR BISTABLE multivibrator with pushbutton triggering.

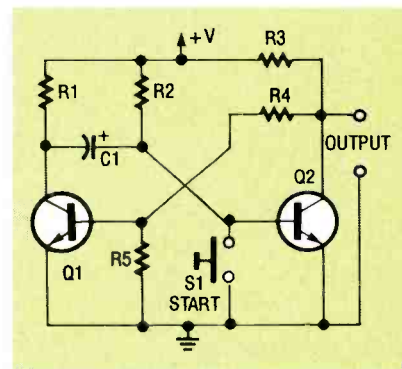


FIG. 18—MONOSTABLE multivibrator with pushbutton triggering.

voltage is about 600 millivolts less than the input voltage. As a result, this circuit is known as a *DC-voltage follower* or an *emitter-follower*.

A circuit with very high input impedance can be obtained by replacing the single transistor of the amplifier of Fig. 11 with a pair of transistors connected in a *Darlington* configuration, as shown in Fig. 12. Here, the emitter current of the input transistor feeds directly into the base of the output transistor with an overall h_{FE} value equal to the product of the values for the individual BJT's.

For example, if each BJT has an h_{FE} of 100, the pair acts like a single transistor with an h_{FE} of 10,000. Darlington BJT's with two transistors on a single chip (considered to be a discrete device) are readily available for power amplification.

The voltage-follower circuit of Fig. 11 can be modified for an alternating current input by biasing the transistor base with a value equal to half the supply voltage and feeding the input signal to the base. Figure 14 shows how this particular circuit is structured.

The emitter-follower circuits of Figs. 12 to 14 can source or feed relatively high currents into an external load through the emitter of the transistor. However, those circuits cannot sink or absorb high currents that are fed to the emitter from an external voltage source because the emitter is reverse-biased under this condition. As a result, these circuits have only a *unilateral* output capability.

In many applications (such as audio amplifier output stages), a bilateral output characteristic is essential. A bilateral amplifier has equal sink and source output capabilities. This is obtained with the *complementary* emitter-follower circuit of Fig. 14. The series-connected NPN-PNP transistor pair is biased to give a modest quiescent current through the network consisting of resistors R_1 and R_2 and diodes D_1 and D_2 . Transistor Q_1 can provide large source currents, and Q_2 can absorb large sink currents.

Phase-splitters

Transistor linear amplifiers can be used in active filters or

oscillators by connecting suitable feedback networks between their inputs and outputs. Phase splitting is another useful linear amplifier application. It provides a pair of output signals from a single input signal; one is in phase with the input phase, and the other is inverted or 180° out of phase. Figures 16 and 17 show these alternative circuits.

In the circuit shown in Fig. 15, the BJT is connected as a common-emitter amplifier with nearly 100% negative feedback applied through emitter resistor R4. It has the same value as collector resistor R3. This configuration provides a unity-gain inverted waveform at output 1 and a unity-gain non-inverted waveform at output 2.

The phase-splitter circuit shown in Fig. 16 is known as a *long-tailed pair* because the two BJT's share common-emitter feedback resistor R7. An increasing waveform applied at the base of transistor Q1 causes the voltage to increase across resistor R7, reducing the bias voltage on transistor Q2. This results in the generation of an inverted waveform at the collector of Q1 (at output 1), and an in-phase waveform at the collector of Q2, (at output 2).

Multivibrators.

Figures 17 to 20 show BJT's in the four different kinds of multivibrator circuit: *bistable*, *astable*, *monostable*, and *Schmitt trigger*.

The bistable multivibrator is a simple electronic circuit that has two stable states. It is more often known as the *flip-flop*, but is also called a *binary multivibrator*, or an *Eccles-Jordan circuit*. The circuit is switched from one state to the other by a pulse or other external signal. It maintains its state indefinitely unless another input signal is received.

Figure 17 is a simple, manually-triggered, cross-coupled bistable multivibrator. The base bias of each transistor is obtained from the collector of the other transistor. Thus one transistor automatically turns OFF when the other turns ON, and

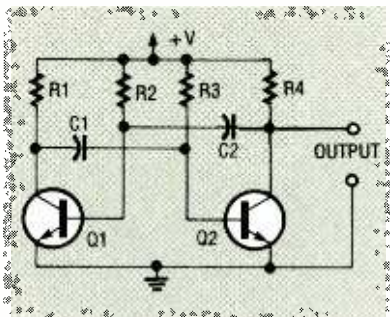


FIG. 19—ASTABLE MULTIVIBRATOR or free-running square-wave oscillator.

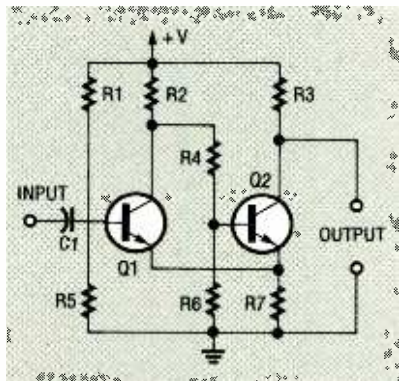


FIG. 20—SCHMITT TRIGGER OR sine-to-square wave generator.

this cycle can be continued indefinitely as long as it is powered.

The output of the multivibrator in Fig. 17 can be driven low by turning off transistor Q2 with switch S2. The circuit remains "locked" or stable in this state until transistor Q1 is turned off with switch S1. At that time, the output is locked into its high state, and the process is repeated. It can be seen that this action makes it a simple digital memory circuit that holds its state until manually or electronically switched.

Figure 18 is the schematic for a *monostable multivibrator* or *one-shot pulse generator*. It has only one stable state. The output of this circuit, a manually triggered version, is normally low, but it switches high for a period determined by the values of capacitor C1 and resistor R2 if transistor Q1 is turned off with switch S1. It then returns to its original state.

The pulse-duration time of the monostable multivibrator can be determined from the equation:

$$T = 0.69 RC$$

Where: T is in microseconds, R is in ohms, and C is in microfarads

Monostable multivibrators are used as pulse generators and sweep generators for cathode-ray tubes.

Figure 19 is the schematic for an *astable multivibrator* or free-running, square-wave oscillator. The transistors are in a common-emitter configuration so that the output of one is fed directly to the input of the other. Two resistance-capacitor networks, R3 and C1, and R2 and C2, determine the oscillation frequency.

The output of each transistor is 180° out of phase with the input. An oscillating pulse might begin at the base of Q1. It is inverted at the collector of Q1 and is sent to the base of Q2. It is again inverted at the collector of Q2 and therefore returns to the base of Q1 in its original phase. This produces positive feedback, resulting in sustained oscillation.

The astable multivibrator is frequently used as an audio oscillator, but is not usually used in radio-frequency circuits because its output is rich in harmonics.


Figure 20 is a schematic for a *Schmitt trigger*, a form of bistable multivibrator circuit. It produces rectangular waves, regardless of the input waveform. The circuit is widely used to convert sine waves to square waves where there is a requirement for a train of pulses with constant amplitude.

The Schmitt trigger circuit remains off until the rising input waveform crosses the preset threshold trigger-voltage level set by the values of resistors R1 and R2. When transistor Q1 is switched ON, transistor Q2 is switched OFF and, the Schmitt trigger's output voltage rises abruptly.

When the input signal falls back below its drop-out level, Q1 switches OFF and Q2 switches ON. The output voltage of the Schmitt trigger drops to zero almost instantly. This cycle of events will then be repeated indefinitely, as long as the input signal is applied. Ω

Smart Turn Signal

YOUR
TURN SIGNAL
IS ON!



Avoid potential road hazards, as well as potential embarrassment, with the Smart Turn Signal.

EVERYONE WHO DRIVES A CAR occasionally forgets to shut off the turn signal. That sends the wrong message to other vehicles and could cause an accident. At the very least, other drivers will assume that there's an idiot at the wheel of a car whose turn signal continues flashing long after the turn has been made. An electronic turn-signal alert, able to remind the driver that his turn signal is continuing to flash, could prevent an accident or at least save the driver some embarrassment.

We have a circuit that is sure to be welcomed by drivers worldwide. It sounds a warning signal whenever a blinker has been left on for more than 15 seconds. If, however, a blinker is left on while the driver is waiting to make a turn, that warning signal would become more annoying than helpful. In that case the Smart Turn Signal remains silent. Also, when the warning signal sounds, it starts off softly, and then gets louder, in the event that road noise prevents the driver from hearing the alarm.

The Smart Turn Signal, or STS, is easy to install in any car

because it connects only to the contacts on a typical automotive flasher and to the brake-pedal switch—one need not interfere with the car's wiring.

A typical flasher

Figure 1 shows a representative schematic for a typical automotive flasher. When you operate the turn signal, the heating element and 50-ohm resistance wire are connected in series with the turn-signal lamps. With a 50-ohm resistor in series, the lamps will not light. As current passes through the heater element it warms up, heating the bimetallic contacts which then close (the clicks you normally hear from a flasher), bypassing the resistance wire and heater. That's when the turn signal lamps are lit. The bypassed heater element then cools, allowing the bimetallic contacts to open, reconnecting the heater and resistor wire in series with the bulbs. The process repeats as long as the flasher remains connected in the circuit through the driver's turn-signal control switch. To add delayed, dynamically varying sound to

the turn signals, you can add the Smart Turn Signal circuit to a standard flasher circuit.

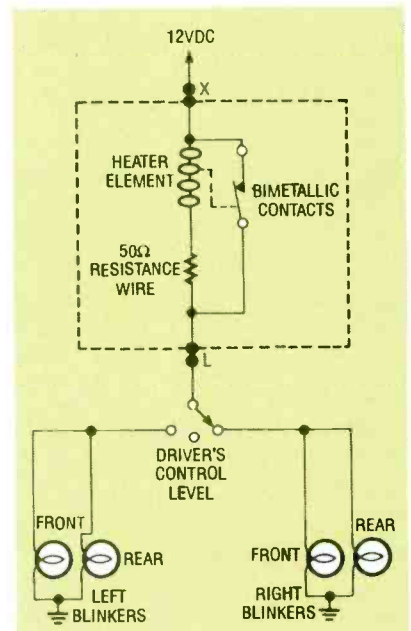


FIG. 1—A TYPICAL AUTOMOTIVE flasher. Initially the heating element and a 50-ohm resistance wire are in series with the turn signal lamps so they do not light. When the heater element warms up, the bimetallic contacts close and bypass the resistance wire and heater, allowing the lamps to light. The bypassed heater element then cools, allowing the bimetallic contacts to open.

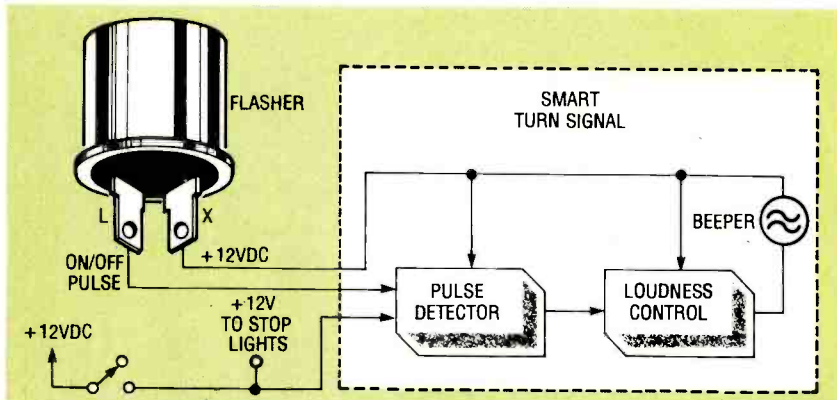


FIG. 2—Flasher terminal L connects to the load and X connects to the 12-volt supply. When the driver engages the turn signal, the L terminal voltage varies with the blinking lights. The STS senses the changing voltage and, after 15 seconds, it applies power to a buzzer through a current-limiting device to control loudness.

Figure 2 shows how the STS and flasher work together. Flasher connections are usually labeled L and X, where L connects to the load and X connects to the vehicle's 12-volt supply. The L connection remains at 12 volts until the driver engages the turn signal. The voltage then varies with the blinking lights. The STS senses that changing voltage, unless the brake is applied, and applies power to a buzzer through a current-limiting device to control loudness. The buzzer's loudness varies with current.

Circuit operation

Figure 3 is the schematic diagram for the STS. In order for the buzzer (BZ1) to sound, Q2 must be turned on. As the voltage at point D (Q2's gate) increases, the current through BZ1 increases, with a resulting increase in loudness. The Q2 gate voltage increases with the charge on C3. To charge C3, pin 3 of IC1, a 555 timer, switches from low to high when the first pulse from the turn signal is applied to pin 2 of IC1. With the values shown for R3 and R6, the initial voltage at Q2's gate will be nearly sufficient to sound the buzzer. After C3 charges for 15 seconds, the voltage will be high enough for the buzzer to warble and, as the charging continues, the sound will grow louder.

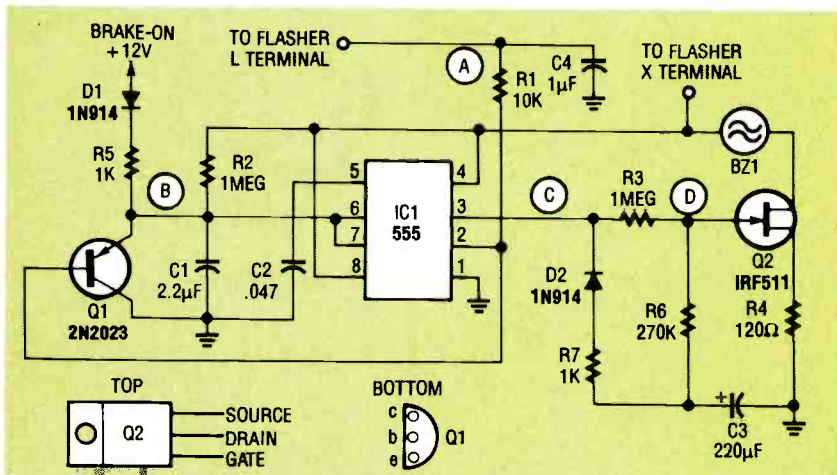


FIG. 3—STS SCHEMATIC. The Q2 gate voltage increases with the charge on C3. After 15 seconds of charging, the buzzer will warble. As the charging continues, the sound will grow louder.

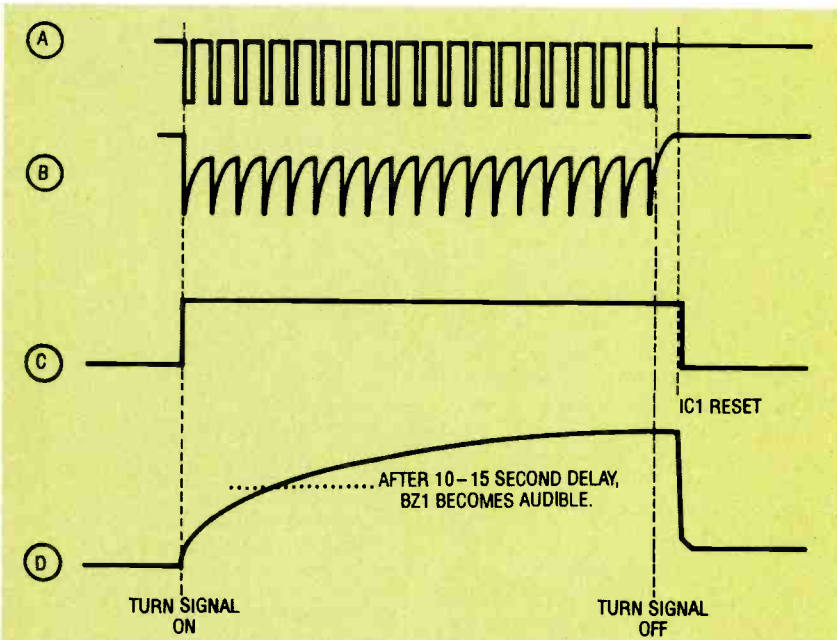


FIG. 4—CIRCUIT WAVEFORMS. Point A shows the signal from the flasher. The voltage at point D will increase as long as the pin-3 output of IC1 (point C) remains high. The C1-R2 time constant (point B) determines how long the output will be high.

Figure 4 shows some of the waveforms at various points in the circuit. Notice that the voltage at point D continues to increase as long as the pin-3 output of IC1 remains high. When the output goes low, C3 rapidly discharges through D2. The 555 timer (IC1) operates as a one-shot multivibrator, where a negative going input to pin 2 causes pin 3 to go high, until C1 charges through R2. The C1-R2 time constant determines how long the output would be high, and is set to about 2 seconds with the values shown. To keep the 555 output high, transistor Q1 operates as a missing-pulse detector (see **Electronics Now**, November, 1992). While the first negative pulse from the flasher sets pin 3 of IC1 high, later pulses turn on Q1, which shorts

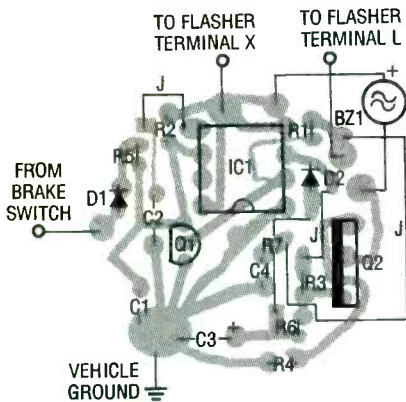
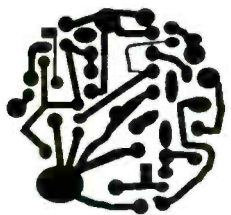


FIG. 5—PARTS-PLACEMENT DIAGRAM. You must make your own circuit board if you want to use one, as they are not for sale. Otherwise use perforated construction board.



STC FOIL PATTERN.

C1 and restarts the charging cycle. As long as the turn signal operates, the pulses continue to keep C1 discharged and pin 3 high.

When the driver's foot is on the brake pedal, 12 volts is applied to the anode of D1. Capacitor C1 then quickly charges through R5, resetting IC1 after every turn-signal pulse, and the buzzer does not sound.

Packaging

The STS circuit can be assembled on one small PC board. We've provided the foil pattern in case you want to make your own. See the parts-placement diagram in Fig. 5. All parts are mounted vertically on the board. Also note that a few jumpers, marked "J," must also be installed on the component side of the circuit board; use insulated wire for the jumpers to avoid any possible shorting on the small board.

Because this project will be operating in your motor vehicle, extreme care should be taken to produce a reliable, quality device. A failure could result in an-




FIG. 6—YOU CAN PACKAGE THE UNIT in a 35 mm film canister which takes advantage of the size and shape of standard turn-signal flashers, as well as the STS PC board.



FIG. 7—THE STS FLASHER plugs into the original flasher socket.

PARTS LIST

All resistors are 1/4-watt, 5%.

R1—10,000 ohms

R2, R3—1 megohm

R4—120 ohms

R5, R7—1000 ohms

R6—270,000 ohms

Capacitors

C1—2.2 μ F, electrolytic

C2—0.047 μ F

C3—220 μ F, electrolytic

C4—1 μ F, electrolytic

Semiconductors

IC1—555 timer

D1, D2—1N914 diode

Q1—2N2023 PNP transistor

Q2—IRF511 FET

Other components

BZ1—Piezoelectric buzzer (Radio Shack RS273-066 or equivalent)

Miscellaneous: PC board, turn-signal flasher, 35 mm film canister or other suitable case, wire, solder.

noying beeping or in a short circuit to the turn-signal flasher. To package the unit, use a solid, weather-tight case, such as the 35 mm film canister shown in Fig. 6. The cylindrical packaging takes advantage of the size and shape of standard turn-signal flashers, which fit snugly in plastic 35 mm canisters. The STS PC board is also circular, and sized to fit inside a film canister. The buzzer is mounted on the base of the film can.

Drill the holes in the film can for the wires. Make all connections to the flasher directly to the prongs, as close to the body of the flasher as possible. A separate ground wire will be necessary. If your car has a three-prong flasher, one prong will provide a ground connection.

It should take only a few minutes to install the STS flasher in your car. It plugs into the original flasher socket as shown in Fig. 7. If the STS fails to work when installed, switch the wires connected to the flasher prongs.

If, when you go to install the smart turn signal in your car, you find that it's too tight under your dashboard to fit the entire unit as one assembly, simply run leads to the flasher terminals and mount the rest of the unit wherever you find room. Just make sure the circuit is well protected and mounted where it won't interfere with anything else.

Build this monitor to sense disturbances in the Earth's geomagnetic field caused by auroras and sun spots. It will also detect approaching cars and other causes of magnetic anomalies.

AURORA MONITOR

TOM L. PETRUZZELLIS

THE AURORA BOREALIS IS ONE OF nature's most spectacular nighttime displays. Shimmering curtains of green, white, and even red light dance in the northern skies. Visible effects of charged particles from the sun raining down on the Earth's ionosphere, northern lights or auroras, are visible in the northern night sky during high sunspot activity. The Aurora Australis, the southern hemisphere's counterpart of the Aurora Borealis, can be seen at night by looking toward the south pole.

These displays of undulating light are formed when flares from the sun's surface (sunspots) launch showers of high-energy ionized particles and X-rays into space. Mostly electrons, the showers stream out from the sun and are attracted by the Earth's magnetosphere, an invisible magnetic field around the Earth.

Shaped like an pumpkin, the magnetosphere terminates at

both magnetic poles but is many miles thick above the equator. Dimples at both poles form "sinks" that funnel the particles toward the poles where they ionize the gas in the ionosphere. Those collisions induce the gases to emit their characteristic light wavelengths—as in neon signs and fluorescent lamps.

The charged particle bombardment of the magnetosphere initially compresses it, temporarily increasing the strength of the Earth's geomagnetic field. The aurora monitor described here is sensitive enough to detect changes in the field caused by those "magnetic storms." Thus it can indirectly sense sunspots and predict the presence of auroras in the night sky.

The monitor also senses changes or anomalies in the magnetic field caused by large metal objects such as cars or trucks moving near the monitor. This permits it to act

as an intrusion detection monitor able to detect the approach of vehicles at night in restricted areas. The monitor can also detect the presence of permanent magnets (such as those in speakers), and stray fields from AC-power lines.

Early warning of auroras will both permit you to observe them in the night sky or use them for boosting the range of your amateur radio transmissions. Auroras and their accompanying magnetic storms generally block or scramble the lower radio frequencies, but the higher frequencies can overcome this interference. Radio amateurs aim their antennas north during those storms, thus taking advantage of the phenomena to reach other hams on the opposite side of the Earth that could not be contacted during periods of low sunspot activity.

In addition to scrambling low-frequency radio communications, the magnetic storms




FIG. 1—THE TWO PARTS OF AURORA MONITOR are the control/display unit, left, and the sensor head, right.

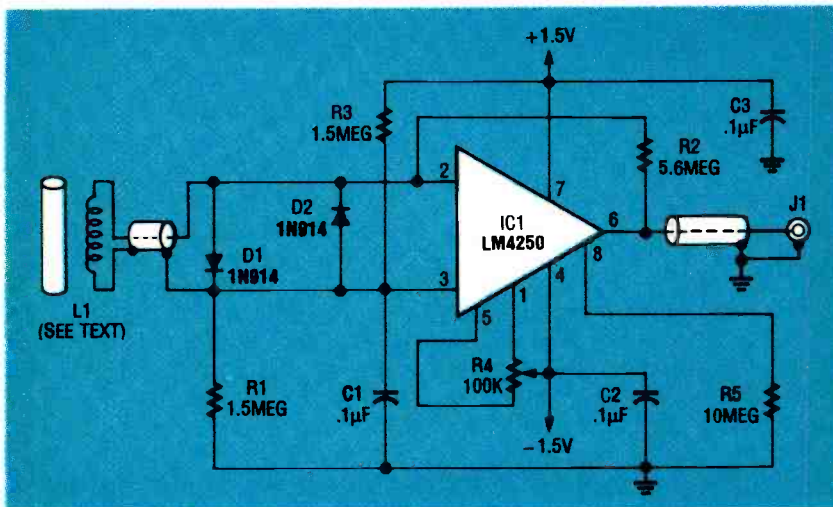


FIG. 2—SCHEMATIC FOR THE SENSOR HEAD circuit.

caused by auroras can induce large currents in power transmission lines. Those currents can cause overload, plunging large regions of the country into darkness. Auroras and related magnetic storms are quite common during the decreasing parts of the 11-year sunspot cycle such as the period we are now in.

Detecting magnetic activity.

Figure 1 shows the author's prototype Aurora Monitor. It is sensitive to a pulse of one ampere at distance of one meter, which corresponds to one milligauss. (The Earth's magnetic field is about 0.5 gauss.)

The Aurora Monitor has two components—the sensing head and the control/display unit which are connected by a coaxial cable. The sensing head con-

tains a sensing coil, a DC nano amplifier capable of current amplification of 500, and a separate power pack, all enclosed the tubular case shown on the right side of Fig. 1.

The control/display unit contains an active filter, additional amplification circuitry, a moving-coil ammeter, and an audio oscillator with speaker. Figure 1 shows the front-panel controls and indicators of the monitor: moving-coil ammeter, SENSITIVITY, RATE, and ALARM ADJUST potentiometers as well as power (OFF), filter-in and RANGE switches.

How the sensor head works

Refer to the sensor circuit schematic, Fig. 2. Gain is provided by IC1, a National Semiconductor LM4250 program-

able operational amplifier. It is protected from overvoltage and transients by diode D1 and D2, and its overall gain is set by resistors R1 and R2. The output of IC1 is driven to zero or balanced by network R3 and R4. Its output should remain at zero as long as no changes occur in the ambient magnetic field.

Bypass capacitors C2 and C3 are placed across the positive and negative power supply. Power for the sensing amplifier is obtained from two C cells. The circuit draws very little current, so it can be left on at all times—the reason why it has no power switch.

Control/display operation

Refer to Fig. 3 for the schematic of the control/display circuit. It provides an additional gain of 200 over that of the sensor circuit. The control/display circuit includes an adjustable low-pass notch filter, IC2, a Linear Technology LTC1062. By adjusting the clock frequency of the filter with resistor R11 and the capacitors C4, C5, and C6, the filter cancels interference frequencies and noise in the 2-Hz to 10-kHz band. The notch filter can also screen out 60-Hz noise. Switch S2 inserts or removes the filter.

IC3, an LM201A general purpose op-amp, filters out the clock noise generated within the filter chip. The output of IC3 is fed into the non-inverting input of IC4-a, half of a dual 747 general purpose op-amp. The overall gain of IC4-a is adjusted by resistor R16. Trimmer potentiometer R15 adjusts the offset or balance. PULSE SHAPE potentiometer R17 and capacitor C5 form an optional pulse-shaping network for coupling the Aurora Monitor to a chart recorder or an analog-to-digital conversion board of a personal computer.

The output of IC4-a is coupled to a voltage follower at IC4-b. The output of IC4-b is divided into two channels. One channel is fed through 5000-ohm SENSITIVITY potentiometer R18, which adjusts the output level of the signal fed to the 100-microampere panel meter M1. Movement of the meter's needle

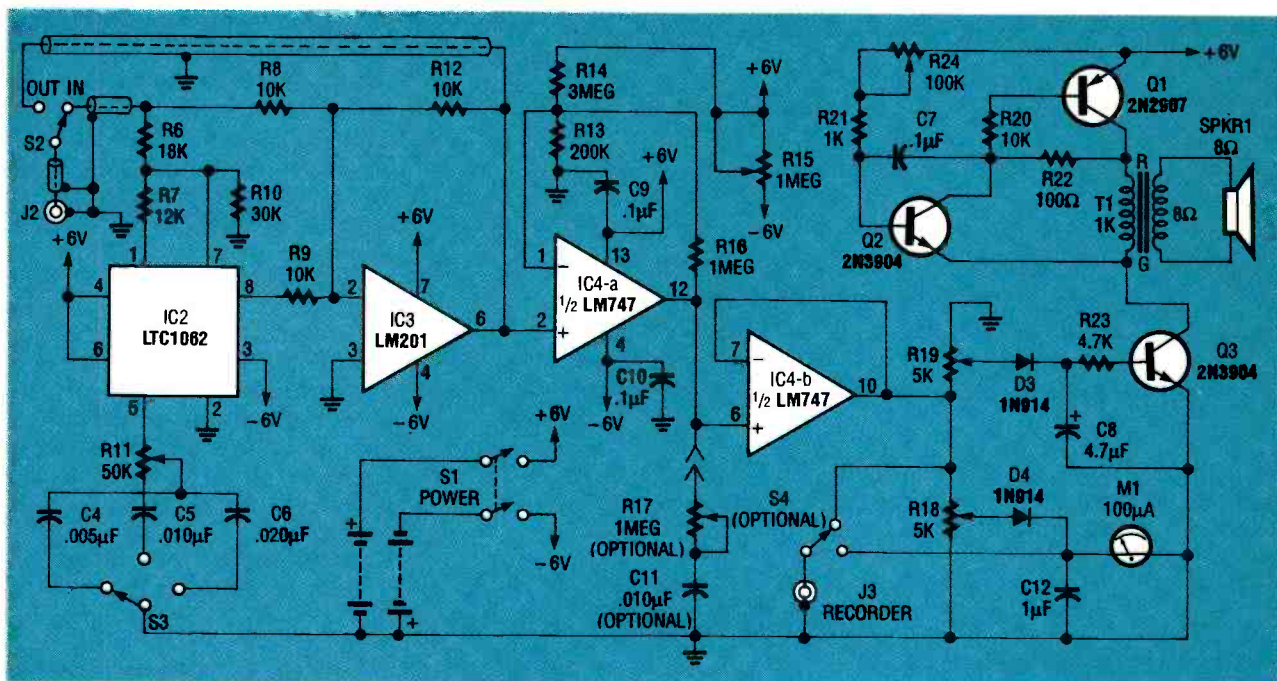


FIG. 3—SCHEMATIC FOR THE DISPLAY-ALARM circuit.

shows changes in the local magnetic field. Potentiometer R18 also adjusts the output signal that can be fed to a chart recorder for data logging.

The other channel is fed through ALARM ADJUST 5000-ohm potentiometer, R19, which sets the threshold or setpoint for the reflex oscillator circuit that follows it. The oscillator consists of transistors Q1, Q2, and Q3 and associated components. Speaker SPKR1 gives an audible indication of changes in the local magnetic field. The network of diode D3 and aluminum electrolytic capacitor C8 performs additional filtering for the input signal to the reflex oscillator section.

Transistor Q1 controls the audible alarm by clamping the negative voltage returning through the ground path. When a magnetic event occurs, the speaker emits an audible alarm, and the meter gives a visual indication of a changing magnetic field. The adjustment of ALARM ADJUST potentiometer R24 can remove distortion from the sound of the speaker.

The author's prototype control/display unit is powered by eight AA cells: four cells provide positive voltage and four cells provide negative voltage. As an alternative, the monitor can be

powered by rechargeable nickel-cadmium cells.

Construction

Finished sensor and control/display PC boards can be purchased from the source given in the Parts List. However, the circuit boards can be fabricated and drilled with the foil patterns included here. The outline dimensions of the author's prototype sensor board are $2\frac{1}{16} \times$ by $2\frac{9}{16}$ so the smaller dimension can fit inside the pipe section used as the sensor head housing.

The outside dimensions of the control/display board in the prototype are $2\frac{7}{8} \times 5$ inches to fit inside the instrument case selected. Unless the completed board is purchased, holes must be drilled in the board for mounting transformer T1 and mounting the board in the instrument case.

The circuitry can also be built on standard punch board for point-to-point wiring. The outside dimensions of the circuit boards can be modified for packaging in the instrument and sensor head cases of your choice.

Sensor circuitry

Refer to sensor parts-placement diagram Fig. 4. It is rec-

ommended that all integrated circuits for this project be mounted in sockets. Position the socket for IC1 and all resistors, capacitors and diodes on the sensor board, paying attention to the polarity of the diodes. Solder all board-mounted components in position and trim excess leads. Set the sensor board aside and assemble and solder all board-mounted components to the control/display board.

Control/display circuitry

Refer to control/display placement diagram Fig. 5. Position the three sockets for IC's 2, 3 and 4, the three transistors Q1, Q2 and Q3 and all resistors, capacitors, diodes and board-mounted potentiometers as shown, making sure that the polarities of the diodes and the electrolytic capacitor are observed. Solder all leads and trim them close to the PC board.

Verify the locations of the 1000-ohm and 8-ohm windings of transformer T1 and orient it as shown in Fig. 5. Insert the tabs of the transformer through the drilled holes and bend them to clamp the transformer to the board. Before soldering any transformer winding leads, check the windings with an ohmmeter. The reading across the 1000-ohm winding should measure in hundreds of ohms

while that across the 8-ohm winding should be only a few ohms.

Solder all transformer windings to the correct board pads and cut a length of bare copper wire and solder it across both mounting tabs on the foil side of the board. Now complete the sensor-head assembly.

Winding the detection coil

The coil L1 in the sensor head detects changes in the local magnetic field. Wind approximately 1500 turns of 28 AWG magnet wire over a soft iron core 1/2-inch in diameter and 12 inches long. (The iron core concentrates the flux lines by offering a lower reluctance path than air.) Coil impedance should measure from 20,000 to 30,000 ohms.

Wind the fine insulated magnet wire carefully on the iron core to avoid kinks and breakage. Tape the ends of the wind-

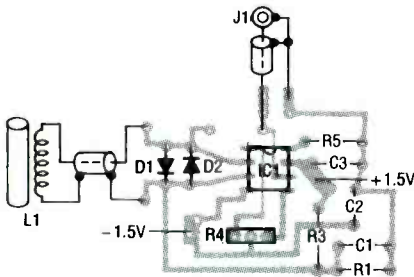


FIG. 4—PARTS ASSEMBLY DIAGRAM for the sensor head. Note that the coil L1 is a separate assembly wired to the circuit board. Refer to Fig. 7 for the mechanical assembly.

ing temporarily to the core and carefully solder hook-up wire at each end to form permanent terminals. The terminals can be secured to the core with with room-temperature vulcanizing (RTV) adhesive to relieve any strains that might develop in the fine magnet wire.

Sensor-head housing

In the author's prototype, the sensing circuit board, coil, and battery pack are housed in a case made from standard 2 1/16-inch inside diameter PVC water pipe cut to a length that will accommodate all of those elements as shown in Figs. 6 and 7.

The covers of the sensing

head housing are PCV caps that press fit over the 2 3/8-inch outside diameter of the pipe. The upper cap is a simple cup, but the lower cap is a sleeve with a threaded insert at its end. Drill a hole in the square base of the threaded insert for jack J1 and fasten it with a ring nut. Then close the cover on the empty pipe and drill two pilot holes 180° apart in the sleeve for self-tapping screws to clamp the cap in position after the sensor head is assembled.

Cut about a 6-inch length of RG-174/U coaxial cable, strip both ends and solder the inner conductor of one end to the jack terminal and its shield to the jack lug. Solder the inner con-

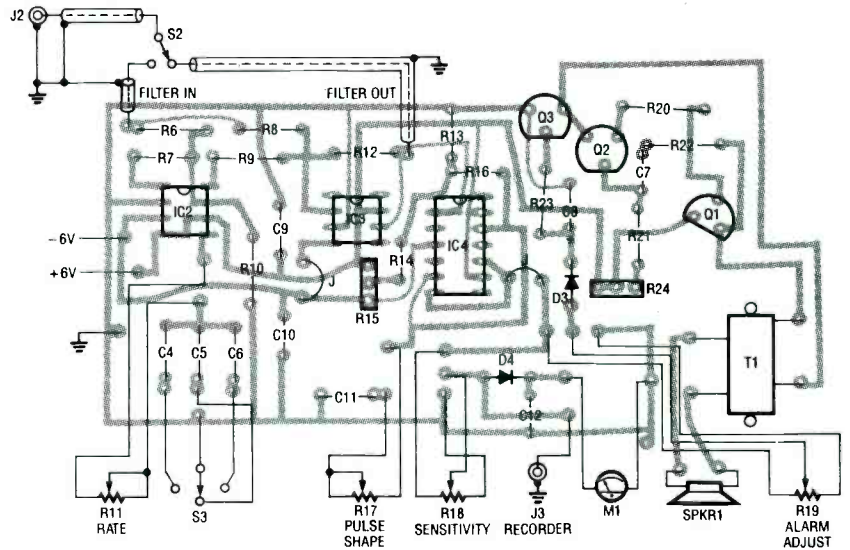
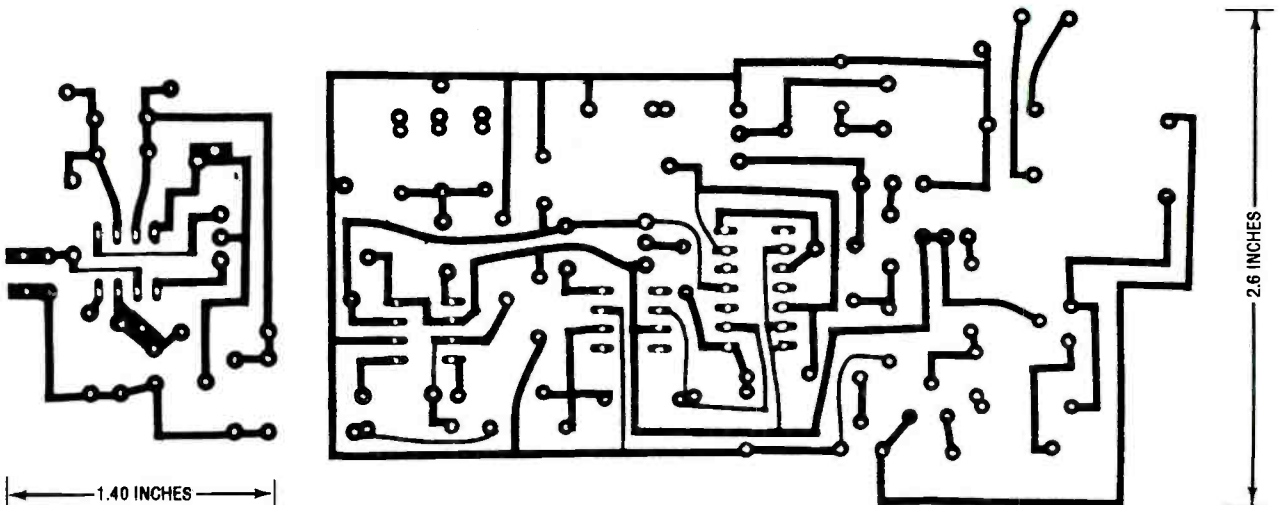


FIG. 5—PARTS ASSEMBLY DIAGRAM for the display-alarm unit. Note the panel-mounted potentiometers, switches, meter and speaker.



FOIL SIDE OF SENSOR CIRCUIT board

FOIL SIDE OF CONTROL-DISPLAY board

PARTS LIST

All resistors are 1/4-watt, 5%, unless otherwise specified

R1, R3—1,500,000 ohms

R2—5,600,000 ohms

R4, R24—100,000 ohms, PCB trimmer potentiometer, carbon, Digi-Key CEG-15 or equivalent

R5—10,000,000 ohms

R6—18,000 ohms

R7—12,000 ohms

R8, R9—10,000 ohms

R10—30,000 ohms

R11—50,000 ohms, panel-mount potentiometer, Radio Shack No. 271-1716 or equivalent

R12, R20—10,000 ohms

R13—200,000 ohms

R14—3,000,000 ohms

R15—1,000,000 ohms, PCB trimmer potentiometer, Digi-Key CDG-16 or equivalent

R16—1,000,000 ohms

R17—1,000,000 ohms, panel-mount potentiometer, carbon, Radio Shack No. 271-1714 or equivalent

R18, R19—panel-mount potentiometer 5,000 ohms, Radio Shack 271-1714 or equivalent

R21—1,000 ohms

R22—100 ohms, 1/2W, 5%

R23—4,700 ohms

Capacitors

C1, C2, C3, C7, C9, C10—0.1 μ F, 35-volt

C4—0.005 μ F, 25-volt

C5, C11—0.010 μ F, 25-volt

C6—0.020 μ F, 25-volt

C5—0.010 μ F, 25-volt

C8—4.7 μ F, aluminum electrolytic, 25-volt

C12—1 μ F, 35-volt

Semiconductors

Q1—2N2907, PNP transistor

Q2, Q3—2N3904, NPN transistor

IC1—LM4250 (National Semiconductor), programmable op-amp

IC2—LTC1062 (Linear Technology) active filter

IC3—LM201A (National Semiconductor) op-amp

IC4—LM747 (National Semiconductor) dual op-amp

D1 to D4—1N914 diodes

Other Components

S1—DPDT toggle power switch, panel-mounted. Digi-Key No. or equivalent ON-OFF

S2, S4—SPST toggle switches, panel mounted, Radio Shack No. 275-326 or equivalent

S3—three-position rotary switch, break before make, panel-mounted

M1—100-microampere moving-coil meter, GC (Rockford, IL) No. 20-1111 or equivalent

SPKR1—8-ohm speaker, 2-inch diameter, Radio Shack No. 40-245 or equivalent

T1—1000-ohm to 8-ohm transformer, Radio Shack No. 273-1380 or equivalent

L1—sensing coil (See text)

PL1 and PL2—plug, RCA-type, Radio Shack No. 274-339 or equivalent

J1, J2, and J3—jack, RCA-type,

Radio Shack No. 274-346 or equivalent

Miscellaneous: PC boards for sensor and control-display, sockets for IC's (three 8-pin and one 14-pin DIP), Instrument case with removable cover (Radio Shack No. 270-274 or equivalent), PVC pipe with 2 $\frac{1}{16}$ -inch I.D. (see text), two PVC end caps for 2 $\frac{1}{2}$ -inch O.D. pipe (one plain, the other with a threaded end plug), two quad AA-cell holders, one dual C-cell holder, two C and eight AA alkaline cells, knobs for potentiometers and switches, RG-174/U coaxial cable (see text), spool of No. 28 AWG magnet wire, iron rod $\frac{1}{2}$ -inch O.D. \times 12 inches long, non-magnetic stainless steel self-tapping screws, hook-up wire, bare copper wire, solder, nuts, bolts, lockwashers, PVC adhesive, RTV adhesive, miscellaneous hardware.

Note: The following monitor parts are available from Tom L.

Petruzzellis, 340 Torrance Ave., Vestal NY 13850:

- PC board only—\$12.95

- Kit of parts less cell holders, alkaline cells, cases, speaker—\$59.95

Check, and money order accepted. Please add \$3.50 shipping and handling. New York State residents must add sales tax of county of residence.

ductor and shield of the other end to the sensor circuit board as shown in the parts placement diagram Fig. 4.

Attach the coil to the sensor circuit board with about a 6-inch length of RG-174/U coaxial cable as shown. Connect the inner conductor to one terminal and the shield to the other as shown in Fig. 4, and solder both in position. The prototype includes a twin C-cell holder that, with cells in position, has a maximum width dimension of less than 2 inches permitting it to slide easily into the sensor head pipe section.

Cut three lengths of hook-up wire to extend the lengths of the positive, negative and ground leads of the battery pack. Solder

one end of those wires to the holder leads and the other ends to the sensor circuit board as shown in Fig. 4.

Bond the upper cap to the PVC pipe section with PVC cement. Then position IC1 in its socket, making certain that pin 1 is located correctly as shown in Fig. 4. Finally, insert the C cells in the holder.

Wrap a layer of polyurethane foam around coil L1 to center it within the pipe section and insert both in the pipe section with the cover at the end. Then assemble the completed circuit board and battery pack to make sure that all of these parts will fit in the pipe section. Set the assembly aside until you are ready to perform the checkout steps.

Control/display unit

The control/display assembly is housed in a standard 7 \times 5 \times 3-inch aluminum electronics instrument case with a removable cover. Drill the holes in the front panel of the case for power ON switch S1, FILTER IN switch S2, RANGE switch S3 and (if used) optional recorder switch S4. Also drill the holes for SENSITIVITY, ALARM ADJ., and RATE potentiometers (R18, R19, and R11 respectively). Cut out the hole for mounting meter M1. Note: If you want to use the monitor strictly as a security monitoring system the meter can be omitted.

Drill the holes in the back panel for jacks J2 and J3, and PULSE SHAPE potentiometer R17.




FIG. 6—AURORA MONITOR WITH HOUSING COVERS REMOVED showing internal arrangement of circuit boards and panel mounted components. Control-display unit is at left and sensor head is at right. Sensing coil L2 is at extreme right.

Drill a series of holes in a circular pattern for the speaker SPKR1. Drill holes in the bottom of the case for mounting the control/display circuit board and two quad AA cell holders.

Assemble the panel-mounted switches, jacks, potentiometers, meter and speaker to the front and back panels of the case as shown in Fig. 6. (You might prefer to bond the face of the speaker to the inside of the back panel with RTV adhesive rather than bolts and nuts.)

Determine the length of speaker wires needed to permit assembly of the circuit board in the instrument case, cut the wires to length and solder them to the board. Cut and solder all leads from panel-mounted components to the circuit board as shown in Fig. 5, allowing sufficient lengths to permit unim-

peded circuit board assembly, yet not allowing too much slack.

Cut about a 6-inch length of RG-174/U coaxial cable to connect INPUT jack J2 and the FILTER IN switch S2 and two other lengths about 6 inches long to connect S2 to the FILTER-IN and FILTER-OUT pads on the control/display board as shown in Fig. 5. Strip all cable ends and solder and trim all connections.

Assemble the control/display board to the base of the case with screws and 1/2-inch insulating standoffs, lockwashers and nuts. Bolt the two quad AA cell holders to the base of the case as shown in Fig. 6. Position the IC's in their sockets on the control-display board, making sure that all pin 1's are in their correct positions. Insert the eight AA cells in the spring-loaded holders, observing the correct polarity.

Cut a length of RG-174/U coaxial cable to the length that will suit your installation (up to 20 feet). Strip the wire ends and attach phono plugs PL1 and PL2 to cable ends and solder or crimp them in position.

Test and checkout

Test the sensing circuit first. Connect a general purpose oscilloscope or multimeter to the output of IC1. Position a perma-

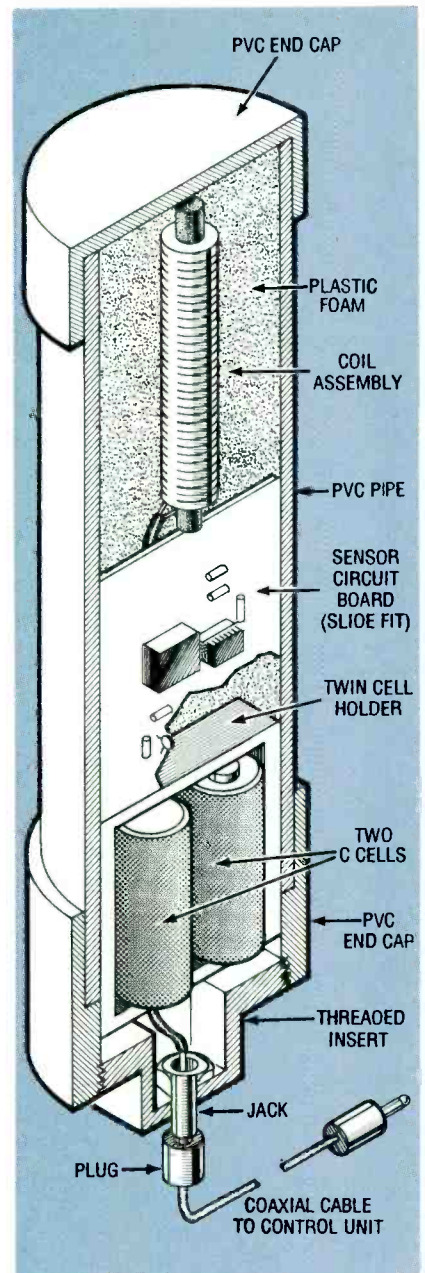


FIG. 7—MECHANICAL ASSEMBLY of sensor head. The coil is wrapped in polyurethane foam and inserted into the case followed by the circuit board and the C-cell holder. The lower cap is fastened to the pipe with non-magnetic self-tapping screws.

nent magnet near coil L1 and the oscilloscope display should show a pronounced pulse. If a multimeter is used, its readout should jump.

Next, move L1 away from the magnet and the reading on the multimeter should fall to zero. If the reading does not go to zero, adjust trimmer potentiometer R4 in the sensor circuit. When

Continued on page 89

REFERENCES

1. Akasofu, S.I., "The Dynamic Aurora," *Scientific American*, May 1989
2. Amslie, A.G., "Explosions in the Solar Atmosphere," *Astronomy Now*, November 1987
3. Bone, N. "The Aurora," *Astronomy Now*, February 1988
4. Foukal, P.V., "The Variable Sun," *Scientific American*, February 1990
5. Jones, E.W. Jr., "The Earth's Magnetotail," *Scientific American*, March 1986

HARDWARE HACKER

Single-station FM traps, FM DX reception update, free GPS receiver boards, and nonlinear graphic transforms.

DON LANCASTER

The GPS logjam seems to be finally breaking up. We have already seen where *Trimble Navigation* offers a Global Positioning Satellite receiver for \$390 in single quantities. Better yet, *Sony* has dumped their *PYXIS Backpacker's* GPS receiver to the "yuppy surplus" resellers. *Damark* stocks these at \$599. But our helpline lore says they are still overpriced, even at one-third the original list.

Best of all, *Plessey* has announced a GP1010 receiver front end IC at \$21, along with their companion GP1020 six-channel correlator. *Plessey* offers pretested GPS receiver boards. Free if you can show them any credible plan for engineering a GPS product.

We have a mixed bag of goodies for this month...

Nonlinear graphics

I have long been fascinated by the mapping of images onto distorted surfaces. That's useful for doing *Star Wars* lettering, drawing on a sphere, putting words on a blowing flag, or logos on a rootbeer cup.

I've found PostScript to be ideal for this sort of thing. Let's do a quick summary and then find out where to go for the full set of plans.

There are two key tools needed for fancy graphic mappings. These are the *linear graphics transform* and the exotic *non-linear graphics transform*. Several examples of what you can do with the transforms appear in Fig. 1.

We have already found out about transforms in previous *Hardware Hacker* columns. A transform is just a way of taking one group of numbers and playing tricks with it to create a new group of numbers. The new group will somehow end up "better," or at least more what you have in mind.

In a two-dimensional transform, a

pair of x and y values is changed into a new pair of x prime and y prime values that are "elsewhere." The relationship of the "elsewheres" determines the mapping you end up with.

Fancy matrix math techniques are usually used for graphics transforms. Plain old ninth-grade algebra can be used just as well. The linear graphics transform is simply:

$$\begin{aligned}x \text{ prime} &= Ax + By + C \\y \text{ prime} &= Dx + Ey + F\end{aligned}$$

You could view A as the *horizontal scale*, B as the amount of *lean*, C as the *horizontal offset*, D as the amount of *climb*, E as the *vertical scale*, and F as the *vertical offset*.

To move a figure around on your page, you change C and F . This is called *translation*. To make a figure larger or smaller, you change the size of A and E . This is known as *scaling*. Usually, you'll scale A and E by the same amount. Otherwise you'll get an *anamorphic* scaling that gives you a compression or an extension.

Make A negative, and you'll get a special case of scaling that prints backward. Make E negative and it prints upside down—or do both.

Rotating a figure gets tricky. You use some sines and cosines on A , B , D , and E . You might use fancier combinations to do fancier map-

plings. For instance, the *isometric* mapping shown in Fig. 1 can be done with a linear transformation.

The *sequence* of the transforms is critical. Scaling and then translating is vastly different than translating and then scaling. If you know what you are doing, you can use one single transform to translate, rotate, and scale all at once.

You can do a surprising amount of stuff with a plain old linear mapping. A square can be changed into another square of any chosen size, orientation, and position, or into any rectangle, line, or point.

But note you can *not* use a linear transform to convert your square into the *trapezoid* needed for perspective lettering. Or to draw on a sphere. Or to scribble. Nonlinear techniques are required for any of those tricks. Since the linear transform is well known and fast to implement, you usually do a nonlinear transform by *modifying* a linear one.

In a linear transform, the values A through F are *constants* that stay the *same* over the entire mapping. To do a nonlinear transform, you can define A through F as *variables* which might need to be recalculated for each point of the mapping. And that can take a very long time.

An alternative is to use some *sparse data set* that makes use of graphic *primitives*. That lets you nonlinearly transform *only the ends* of a line segment or only the control points of a curve. A linear transform is then performed on everything between. The process is ridiculously faster and produces more compact results.

Four examples of graphical primitives are custom *moveto*, *lineto*, *curveto*, and *closepath* procedures. They are used respectively for positioning, straight lines, curved line segments, and path completion operators.

NEED HELP?

Phone or write your **Hardware Hacker** questions to:

Don Lancaster
Synergetics
Box 809-EN
Thatcher, AZ, 85552
(602) 428-4073

For fast **PSRT** access, modem (800) 638-8369, then an HHH. Then **XTX99005,SCRIPT**.

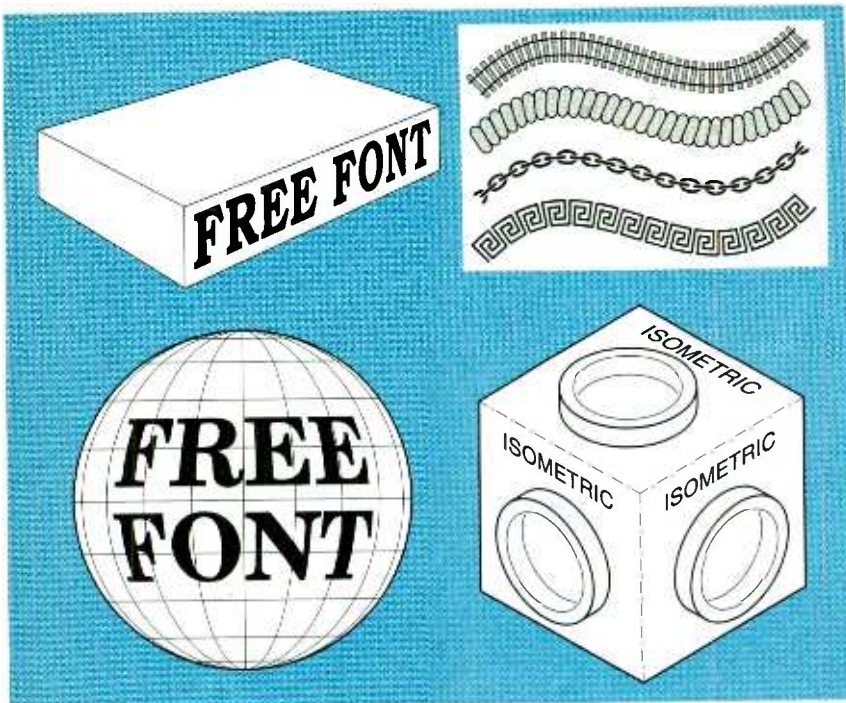


FIG. 1—TYPICAL FANCY GRAPHIC MAPPINGS. Only the “isometric” figure at the lower right can be done with a stock linear graphics transform. The others require use of nonlinear transform techniques.

Nonlinear mapping with primitives should appear “perfect” as long as each straight line ends up as a straight line on the final image. But if you try to map onto a sphere or do anything else where any straight lines become curves, you’ll get into severe *corner cutting* problems. For instance, you might end up running *through* your sphere instead of along its surface.

The workaround here is to change any longer straight lines into shorter segments of “unbent” curves. This can give you reasonable results with sparse data.

Another nonlinear mapping trick is shown in Fig. 2. Very often, computer art ends up looking like it was done on a computer—too exact and precise. Nonlinear techniques can be used to let you scribble, making the results as ratty as you want. To achieve this effect, some random numbers are introduced into the nonlinear mapping.

I’ve posted a complete tutorial and lots of plans for nonlinear transforms up to my *GEnie* PSRT as file #719 NONLINGR.PS. Rumor has it that this one might also show up in the December 1993 issue of *PC Techniques*. Or, I’ll be happy to throw in a free copy with any *Synergetics* order.

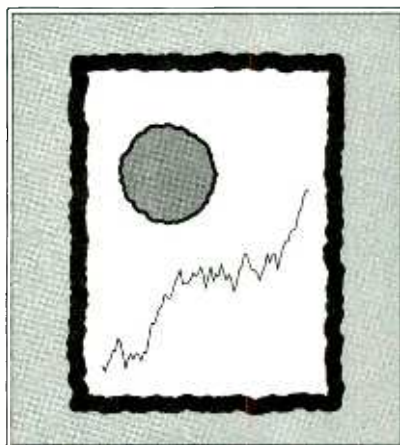


FIG. 2—THIS NONLINEAR “scribble” transform can make computer art less exact and precise.

FM DX update

We looked into the reception of distant FM stations a number of times in the past. I thought I’d give you a rundown of what I’m using now, along with several newer schemes for further improvement.

Figure 3 shows my present setup. I’ve now got this humongous *Winegard* #CA-6065 antenna up on the roof with a fixed two-mast mount pointing due west. While this slightly cuts signal strength from Phoenix stations and really hurts Tucson, it is cheap and rugged. And we do get occasional high winds

here. The antenna height is around 24 feet above ground.

The antenna signal goes to a *Radio Shack* #15-1117 coaxial inline amplifier. This can make the antenna load more uniform and gives 10 decibels of gain to compensate for the line losses and signal distribution. On the other hand, because the amp probably adds cross-modulation and distortion, the results would likely be about the same without it.

The amplified signal is then routed to a coaxial two-set splitter. One output drives a high-quality receiver in the living room. The other runs through what used to be the cable system to source an el-cheapo FM receiver in my computer room.

The key test here is good old 93.3 KDKB in Mesa, 145 miles away. This comes banging into the good receiver with full stereo and total quieting. On the cheap receiver, it is very hard to tune, slightly noisy, and mono only. The problem is a 50,000-watt random-noise source at 94.1 that is only a mile and a half away,

NEW FROM
DON LANCASTER

HARDWARE HACKING

Incredible Secret Money Machine II	18.50
Hardware Hacker Reprints II or III	24.50
Blatant Opportunist Reprints	24.50
Resource Bin Reprints	24.50
The Case Against Patents	24.50
Ask The Guru Reprints I, II or III	24.50
CMOS Cookbook	24.50
TTL Cookbook	24.50
Active Filter Cookbook	24.50
Micro Cookbooks I or II	19.50
Lancaster Classics Library	119.50

POSTSCRIPT STUFF

PostScript Secrets (Ile/Mac/PC)	39.50
Book-on-demand resource kit	39.50
Intro to PostScript VHS Video	39.50
PostScript Beginner Stuff	39.50
PostScript Show & Tell	39.50
PostScript Cookbook (Adobe)	18.50
PostScript Ref. Manual II (Adobe)	29.50
PostScript Program Design (Adobe)	24.50
Type 1 Font Format (Adobe)	15.50
Acrobat Reference (Adobe)	24.50
LaserWriter Reference (Apple)	19.50
PostScript by Example (McGilton)	29.50
Real World Postscript (Roth)	22.50
PostScript Visual Approach (Smith)	22.50
Thinking in PostScript (Reid)	22.50
Undst PS Pgrmmg (Holtzgang)	29.50
The Whole Works (all PostScript)	349.50

FREE VOICE HELPLINE VISA/MC

SYNERGETICS
Box 809-RE
Thatcher, AZ 85552
(602) 428-4073

CIRCLE 205 ON FREE INFORMATION CARD

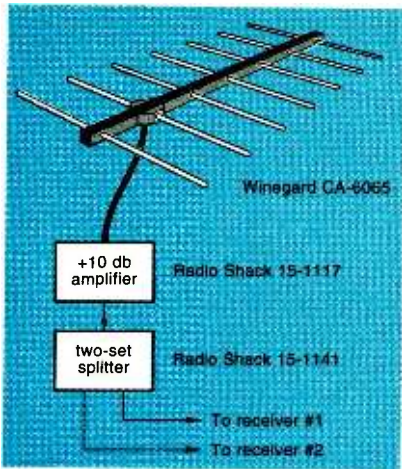


FIG. 3—FM DX SETUP gives a 145 mile range with a 24 foot antenna height.

and that the shielding on cheap receivers is often purposely left off so that local stations can be received without an antenna. MKJZZ, the Phoenix NPR station, comes banging in at 91.5 on both sets so strong that you can arc weld with it—at 158 miles range.

How can you improve on a scene where a strong local station overloads a weak and desired one? First and foremost, the quality of better-grade FM receiver front ends has

improved greatly in recent years. Key advances are FET transistors having low cross modulation and excellent overload specifications. And four-quadrant linear multipliers are replacing those flaky old mixers. Getting a newer receiver might help a lot. A mid- to high-end car radio can be a good choice, because of its better shielding. Naturally, coaxial cable should always be used instead of twin lead.

Note that any old random hacker junk inserted between your correctly matched antenna and any properly designed receiver is much more likely to hurt you than help. But there are some things you can try that might help. Some of these are shown in Fig. 4.

I was very surprised that you can't buy simple, inexpensive, one-station FM traps. These aren't even available in Anixter or other cable-TV suppliers. After making several calculations and talking to some crystal-filter folks, I found out why.

The problem is that exotic high-Q components that also have extreme temperature stability are needed. Ordinary capacitors and coils simply won't hack it. Instead, you have

to go to exotic crystals, helical resonators, or transmission-line components. On passive filters, you have insertion and mismatch losses that could kill any desired but weaker signal. Add gain, and you might pick up cross modulation and overload problems that get you right back to square one.

One solution is to perform *spatial* filtering, instead of *frequency* filtering. Any directional antenna will have one or more deep *nulls* which, when pointed directly at any station, could attenuate it by 30 decibels or more.

Instead of pointing your antenna directly at the desired station, you'll carefully *misalign* it to *throw a null at the interference*. Even though your desired station might now come in a tad weaker, the unwanted one will become strongly attenuated.

A second scheme, phase cancellation, is sometimes used in radar systems. The main antenna is pointed at the desired station, while a smaller antenna is pointed at the *interference*. After very carefully adjusting the amplitude and phase of the second input signal to give you equal amplitude and 180 degree phase, you then combine the two signals through a two-set coupler.

Phase is adjusted by changing the lengths of the cables involved. Amplitude is adjusted with variable resistors or other attenuators. The goal is to get the residual interfering signal small enough that it doesn't cause cross modulation when it hits the receiver.

A *long line canceller* is a third possible interference-reduction hack. A shorted transmission line looks like an open at *odd* quarter wavelengths, and appears as a short at *even* quarter wavelengths. In theory, the shorts and opens repeat for longer cable lengths.

Let n be any old number. Now, $2n$ has to be some *even* number—every time. And $2n + 1$, by *definition*, has to be an *odd* number.

Let's do a quick calculation to find the *minimum* length of cable needed to get an odd number (and an open) at 93.3 and an even number (and a short) at 94.1 MHz...

$$93.3 (2n + 1) = 94.1 (2n)$$

$$\text{That solves as } 2n = 118.$$

Choose from 44 Career Opportunities!

Get Your Specialized Associate Degree or Career Diploma at Home in Spare Time

Now without attending college classes and with no previous experience, you can train for a money-making career...even get a Degree. Send for free facts and color brochure on employment opportunities in the field that interests you most. See how easy it is to train at home for a great career or advancement in your present job.



CALL TOLL FREE 1-800-992-8765 Ext. 2232
CALL ANYTIME—24 hours a day, 7 days a week.
OR MAIL COUPON TODAY!

INTERNATIONAL CORRESPONDENCE SCHOOLS
Dept. ADE835, 925 Oak Street, Scranton, PA 18515

Please send me free facts, color brochure and full information on how I can study at home for the career I have chosen. No obligation. CHECK ONE BOX ONLY!

- ASSOCIATE IN SPECIALIZED BUSINESS DEGREE PROGRAMS
- Business Management
 - Accounting
 - Bus. Mgmt.—Finance Option
 - Bus. Mgmt.—Marketing Option
 - Applied Computer Science
- ASSOCIATE IN SPECIALIZED TECHNOLOGY DEGREE PROGRAMS
- Civil Engineering Technology
 - Mechanical Engineering Technology
 - Electrical Engineering Technology
 - Electronics Technology
- CAREER DIPLOMA PROGRAMS
- High School
 - Auto Mechanics
 - Surveying and Mapping
 - Drafting
 - Air Conditioning & Refrigeration
 - Wildlife/Forestry Conservation
 - Police Sciences
 - Diesel Mechanics
 - Electrician
 - Small Business Management
 - Gun Repair
 - Electronics
 - Hotel/Restaurant Management
 - Child Day Care
 - Legal Assistant
 - Interior Decorating
 - Secretary
 - Bookkeeping
- ASSOCIATE IN SPECIALIZED TECHNOLOGY DEGREE PROGRAMS
- Art
 - Motorcycle Repair
 - Catering/Gourmet Cooking
 - Computer Programming
 - Personal Computer Specialist
 - PC Repair
 - Desktop Publishing & Design
 - Fitness & Nutrition
 - TV/VCR Repair
 - Animal Care Specialist
 - Photography
 - Journalism/Short Story Writing
 - Florist
 - Teacher Aide
 - Home Inspector
 - Medical Transcriptionist
 - Real Estate Appraiser

Name _____ Age _____
Address _____ Apt. # _____
City/State _____ Zip _____
Phone () _____

CIRCLE 180 ON FREE INFORMATION CARD

CABLE TV DESCRAMBLERS

How You Can Save Money on Cable Rental Fees

Bullet Proof



1 Unit 5+	
BEST Super Tri-Bi Auto/	
Var. Gain Adjustment	\$119.95...\$85
Jerrod Super Tri-Bi ...	\$109.95...\$79
Scientific Atlanta	\$109...\$79
Pioneer	\$109...\$79
Panasonic TZPC145....	\$99.95...\$79
Stargate Converter.....	\$95...\$69
Digital Video Stabilizer.	\$59.95...\$29
Wireless Video Sender.	\$59.95...\$49.95

US Cable'll Beat
Anyone's Price
Advertised in
this Magazine!

30 Day Money Back Guarantee
FREE 20 page Catalog

Use, M/C, COD or send money order to:
U.S. Cable TV Inc. Dept. KRE993
4100 N. Powerline Rd., Bldg. F-4
Pompano Beach, FL 33073

1-800-772-6244


For Our Record

I, the undersigned, do hereby declare under penalty of perjury that all products purchased, now and in the future, will only be used on Cable TV systems with proper authorization from local officials or cable company officials in accordance with all applicable federal and state laws. FEDERAL AND VARIOUS STATE LAWS PROVIDE FOR SUBSTANTIAL CRIMINAL AND CIVIL PENALTIES FOR UNAUTHORIZED USE.

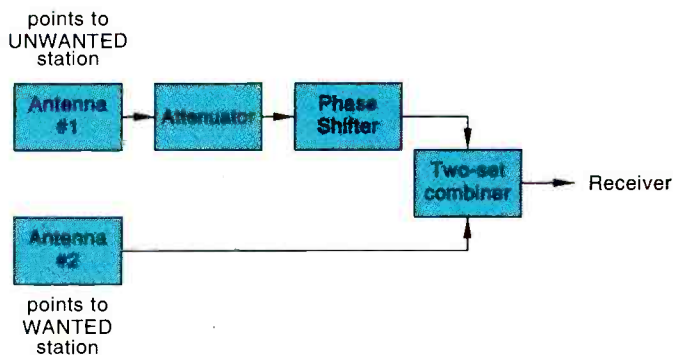
Date: _____
Signed: _____

No Florida Sales!

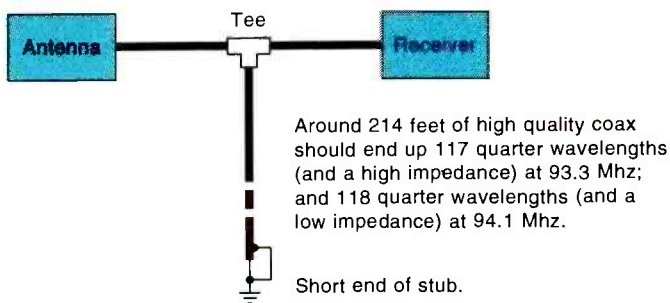
CIRCLE 189 ON FREE INFORMATION CARD
www.americanradiohistory.com



(A) Use of antenna pattern to "throw a null" at the interference. The wanted station is purposely misaligned from optimum.



(B) Phase cancellation uses two antennas and adjusts the amplitude and the phase of the interfering signal to cancel itself out.



(C) Coax "long line" trap provides a high impedance at the wanted frequency and a low one at the unwanted frequency.

FIG. 4—SINGLE-STATION FM TRAPS are hard to design because of the extreme Q values needed. Here are three creative alternatives.

The wavelength at 94.1 MHz is 3.19 meters. A quarter wavelength will be 0.80 meters. And 118 of those will be 94 meters total. Assume a 0.7 velocity factor, and the result is roughly 214 feet.

So, take 214 feet of coaxial cable, and then solidly short the end and wrap it up inside a well-shielded and grounded paint can. Add a T connector to your main antenna line. After carefully adjusting for an exact

length, what theoretically should happen is a dead short at 94.1 and an open at 93.3. For reception at other frequencies, you disconnect the coaxial cable. Or change its length suitably.

If the wanted station is *higher* than the unwanted one, you should use $2n$ and $2n - 1$ instead.

Sadly, the length of the cable will severely attenuate the depth of those shorts and opens. And you probably won't get nearly the Q you need, even when using premium coaxial cable. It might be worth trying, though. Or perhaps something similar done with stripline on a PC board could get decent Q with acceptable size.

In general, transmission-line components can be cheap and useful substitutes for high-Q parts. But the math gets tricky and special test gear might be needed.


Tellyawhat. Let's work up a new group hacker project and contest out of this. For the usual *Incredible Secret Money Machine II* book prizes plus a possible all-expense paid (FOB Thatcher, AZ) *tinaja quest* for two, either (A) send me the measured FM band reactance plot of a long piece of shorted premium coaxial cable, or else (B) show me a single-station FM trap that works. Cheap and hacker-friendly, of course. And easily retuned. As usual, be sure to send all your entries directly to *Synergetics*, rather than to **Electronics Now** editorial. Let's hear from you.

"Free energy" resources

I got a surprisingly high number of "free energy" enthusiasts calling and writing over our recent coverage of heat-engine basics. I was bemused by those of you using biblical quotes to disprove the thermodynamic laws.

There was one minor error in the column. Rankine's name was spelled wrong. Sorry about that.

To me, looking for any free energy is senseless. First, because the odds of finding any are pitifully low. Second, because others will see you as being a few chips shy of a full board. Last, unlimited free energy is *not* in the least bit desirable in any way, shape, or form. Free energy would hasten the isentropic heat



Your Ticket To SUCCESS

Over 28,000 technicians have gained admittance worldwide as certified professionals. Let your ticket start opening doors for you.

IS CET offers Journeyman certification in Consumer Electronics, Industrial, Medical, Communications, Radar, Computer and Video. For more information, contact the International Society of Certified Electronics Technicians, 2708 West Berry Street, Fort Worth, TX 76109; (817) 921-9101.


Name _____
 Address _____
 City _____
 State _____ Zip _____

Send material about IS CET and becoming certified.

Send one "Study Guide for the Associate Level CET Test." Enclosed is \$10 (inc. postage).

Learn VCR repair at home!

MAKE GOOD MONEY IN YOUR OWN FULL- OR PART-TIME JOB



Professional-level home study course. You will master easy-to-learn, high-profit repairs *without* investing in high-tech instruments or a costly workshop.

Want more independence and higher income? Send or call today!

Free career literature:
800-223-4542

Name _____ Age _____
 Address _____ Phone (____) _____
 City _____ State _____ Zip _____

The School of VCR Repair
 6065 Roswell Road
 Dept. VK342 Atlanta, Georgia 30328

CIRCLE 178 ON FREE INFORMATION CARD

FREE ENERGY RESOURCES

A.D.A.S.
 PO Box 1472
 Huntsville, AL 35807
 CIRCLE 316 ON FREE INFORMATION CARD

Amazing Archives
 Rexarch, Box 19250
 Jean, NV 89019
 CIRCLE 317 ON FREE INFORMATION CARD

Borderland Research
 PO Box 429
 Garberville, CA 95542
 (707) 986-7211
 CIRCLE 318 ON FREE INFORMATION CARD

Consumertronics
 2011 Crescent Drive
 Alamogordo, NM 88310
 (505) 434-0234
 CIRCLE 319 ON FREE INFORMATION CARD

H&A Industries
 Rt 2, Box 35E
 Bowling Green, MO 63334
 CIRCLE 320 ON FREE INFORMATION CARD

High Energy Enterprises
 PO Box 5636
 Security, CO 80931
 (719) 475-0918
 CIRCLE 321 ON FREE INFORMATION CARD

Information Unlimited
 PO Box 716
 Amherst, NH 03031
 (603) 673-4730
 CIRCLE 322 ON FREE INFORMATION CARD

Innovative Electronics
 3410 Frankfort Ct
 Oxnard, CA 93033
 CIRCLE 323 ON FREE INFORMATION CARD

Int'l As for New Science
 1304 S College Avenue
 Fort Collins, CO 80524
 (303) 482-3731
 CIRCLE 324 ON FREE INFORMATION CARD

Lindsay Publications
 PO Box 538
 Bradley, IL 60915
 (815) 935-5353
 CIRCLE 325 ON FREE INFORMATION CARD

Planetary As Clean Energy
 191 Promenade du portage
 Hull PQ CANADA J8X 2K6
 (819) 777-9696
 CIRCLE 326 ON FREE INFORMATION CARD

Resonance Research
 E11870 Shadylane Road
 Baraboo, WI 53913
 (608) 356-3647
 CIRCLE 327 ON FREE INFORMATION CARD

Skeptical Enquirer
 PO Box 703
 Buffalo, NY 14226
 (716) 636-1425
 CIRCLE 328 ON FREE INFORMATION CARD

Super Science
 PO Box 392
 Dayton, OH 45409
 (513) 298-7116
 CIRCLE 329 ON FREE INFORMATION CARD

Tesla Book Company
 Box 121873
 Chula Vista, CA 91912
 (800) 398-2056
 CIRCLE 330 ON FREE INFORMATION CARD

Tesla Coil Builders Association
 3 Amy Lane
 Queensbury, NY 12804
 (518) 792-1003
 CIRCLE 331 ON FREE INFORMATION CARD

Tesla Society
 PO Box 5636
 Security, CO 80931
 (719) 475-0918
 CIRCLE 332 ON FREE INFORMATION CARD

Whole Earth Review
 27 Gate Five Road
 Sausalito, CA 94965
 (415) 332-1716
 CIRCLE 333 ON FREE INFORMATION CARD

death of the planet. That would be the most heinous crime against humanity imaginable.

Nearly all free-energy experiments involve bad or missing lab work, blatant misinterpretation of the data, ignored hidden factors that mask what is really coming down, or plain old outright cons. Quoting Carl Sagan, "Extraordinary claims all require extraordinary evidence." It is not enough to claim something is happening. Instead,

you must have absolute proof of your claim which is incontrovertible and overwhelming.

Proof far above experimental noise levels. And well within the statistical bounds. And free of hidden factors. And easily and openly duplicated by anyone, anywhere, anytime. That's what the scientific method *always* calls for.

Now, I am very much in favor of encouraging individuals to check out oddball, unpopular, or controver-

NAMES AND NUMBERS

Alpha Supply

PO Box 2133
Bremerton, WA 98310
(800) ALPHA11
CIRCLE 334 ON FREE INFORMATION CARD

Anixter

8101 E Prentice #210
Englewood, CO 80111
(303) 740-8949
CIRCLE 335 ON FREE INFORMATION CARD

Bilrite

PO Box 9045
Waltham, MA 02254
(800) 877-8775
CIRCLE 336 ON FREE INFORMATION CARD

Damark

Box 29900
Minneapolis, MN 55429
(800) 729-9000
CIRCLE 337 ON FREE INFORMATION CARD

Eletech

1262 E Katella Avenue
Anaheim, CA 92805
(714) 385-1707
CIRCLE 338 ON FREE INFORMATION CARD

GEnie

401 N Washington Street
Rockville, MD 20850
(800) 638-9636
CIRCLE 339 ON FREE INFORMATION CARD

Home Automation Laboratories

5500 Highlands Pkwy, Ste 450
Smyrna, GA 30082
(800) YEL-4HAL
CIRCLE 340 ON FREE INFORMATION CARD

Hygenic Manufacturing

1245 Home Avenue
Akron, OH 44310
(216) 633-8460
CIRCLE 341 ON FREE INFORMATION CARD

Industrial Arts Supply

5724 W 36th Street
Minneapolis, MN 55416
(612) 920-7393
CIRCLE 342 ON FREE INFORMATION CARD

Linear Technology

1630 McCarthy Blvd
Milpitas, CA 95035
(408) 432-1900
CIRCLE 343 ON FREE INFORMATION CARD

Parts Express

340 E First Street
Dayton, OH 45402
(800) 338-0531
CIRCLE 344 ON FREE INFORMATION CARD

PC Techniques

7721 E Gray Road #204
Scottsdale, AZ 85260
(602) 483-0192
CIRCLE 345 ON FREE INFORMATION CARD

Plessey

1500 Green Hills Road
Scotts Valley, CA 95067
(408) 438-2900
CIRCLE 346 ON FREE INFORMATION CARD

Premium Parts

PO Box 28
Whitewater, WI 53190
(800) 558-9572
CIRCLE 347 ON FREE INFORMATION CARD

Sawtek

1818 South Hwy 441
Apopka, FL 32703
(407) 886-8860
CIRCLE 348 ON FREE INFORMATION CARD

Siemens

2191 Laurelwood Road
Santa Clara, CA 95054
(408) 980-4500
CIRCLE 349 ON FREE INFORMATION CARD

Sony

9 West 57th Street, 43rd Fl
New York, NY 10019
(212) 371-5800
CIRCLE 350 ON FREE INFORMATION CARD

Texas Instruments

PO Box 809066
Dallas, TX 75380
(800) 336-5236
CIRCLE 351 ON FREE INFORMATION CARD

Trimble Navigation

585 N Mary Avenue
Sunnyvale, CA 94086
(800) TRI-MBLE
CIRCLE 352 ON FREE INFORMATION CARD

Winegard

3000 Kirkwood Street
Burlington, IA 52601
(319) 754-0600
CIRCLE 353 ON FREE INFORMATION CARD

there. Second, because even the free catalogs can be wondrously bizarre reading. And, finally, because many of these publications are textbook perfect examples of how *not* to do research, how *not* to do technical writing, and how *not* to desktop publish.

Let's do a quick rundown of some of the major players: Start with *High Energy Enterprises*, which offers a wide selection of publications on topics ranging from free energy to perpetual motion to Tesla to intergalactic happy faces on Mars. They also run conferences. A recent spin-off is the *National Association for New Science*, which offers similar services and publishes the *New Science News*. A Canadian group is the *Planetary Association for Clean Energy*.

Two unique outfits are *Borderland Research*, which focuses on paranormal and free-energy theories. It also publishes the *Journal of Borderland Research*. Is it ever! And *Lor'd* is concerned with alternate medical electronic therapies.

For the "more miles per gallon" miracle carburetors, you can try *H&A Industries*.

Checking the classifieds in *Whole Earth Review* reveals *Super Science* which covers *Orgone Energy Blankets* and *Rife Resonators*. And there's also *Amazing Archives* on antigravity and on "300 suppressed technologies."

Nikola Tesla seems to be the center of much "free energy" research. The key problem is that Tesla was both a brilliant inventor *and* a superb con artist. Four additional resources that focus on Tesla are the *Tesla Society* (who publish *Extraordinary Science*), the *Tesla Bookstore*, the *Tesla Coil Builder's Association*, and *Resonance Research*. The latter custom builds museum-quality exhibits.

An outfit known as A.D.A.S. stocks papers including *The Final Secret of Free Energy* by T. Bearden. The key circuit Bearden describes as one that is needed for extracting the "zero-point scalar energy from the fabric of space" has long been available as the LTC1073 by *Linear Technology*. I find it somewhat strange that the Linear Technology engineers haven't noticed

sial technical areas on their own. That's what hardware hacking is all about. But the odds of any success should end up far higher if you stay within the guidelines dictated by the laws of physics and electronics.

It turns out there is a rather lively "free energy" industry. These in-

clude specialty booksellers, associations, conferences, and individual authors who publish books, papers, projects, and kits. Just for kicks, I thought we would gather all of these together as this month's resource sidebar.

Why? Well, first because they are

their oscilloscopes melting or all their test benches vaporizing when testing these chips.

There are several outfits offering technical kits and plans based on the "Don Britton" model of one person offering a bunch of self-designed low-budget projects. The engineering on these designs ranges from impeccable down to missing completely. Two firms here include *Consumertronics* and *Information Unlimited*.

Of course, *Lindsay Publications* is a unique source for any obscure technical books. It stocks several fascinating perpetual-motion titles.

Finally, there's the *Skeptical Enquirer*, which is written mostly by high-profile and "name brand" scientists who attempt to debunk pseudo-tech, junk science, and claims of the paranormal. Sadly, a lot of their debunkings are handled with such manic religious fervor that they become what they are attacking. But it is still great to read.

New tech lit

Through *Industrial Arts Supply*, a combined catalog on industrial arts and technical education products is available. Included are injection molding machines, heat formers, and casting products. This one is a "must have."

The *SAW Scene* is a new and free newsletter on surface-wave acoustical devices from *Sawtek*.

From *Alpha Supply*, a fat catalog of tools and findings for jewelers and rock hounds is available. Plenty of obscure tools here with great hacker possibilities.

Those hard-to-find 72-pin Super Nintendo game-cartridge connectors are offered by *Parts Express*.

Another useful source of VCR and camcorder stuff is *Premium Parts*.


Texas Instruments has some free samples of their new *Power Arrays* low-cost, high-power drivers. Its triple TIP2301 looks quite handy for converting any car alternator into a power stepper motor.

A new incandescent lamp or LED dimmer that makes use of pulse-width modulation is available as the BTS 629 from *Siemens*. *Cavers* are sure to scoop this up for helmet lights.

One source of lower-cost digital voice technology is *Eltech*. Remote controls, security devices, and related hi-tech goodies are offered by *Home Automation Laboratories*. A pair of reasonably priced sources for sheet-rubber products include *Biltrite* and *Hygenic Manufacturing*.

For the fundamentals of starting up your own technical or craft business, you might check into my *Incredible Secret Money Machine II*, available per my *Synergetics* ad.

A reminder that I have arranged for a new and faster *GENie* signup for my PSRT RoundTable. Refer to the *Need Help?* box for details. *Genie* has just sharply reduced their rates and now is a really great buy. Ω



"You know what I think? We're crazy to work for nothing!"

FAX DIRECTORY LISTING

COMPANY	FAX NUMBER
Accord Electronic Systems, Inc.	(305) 772-2568
Alfa Electronics, Inc.	(609) 275-9536
A.M.C. Sales, Inc.	(303) 494-4924
B.G. Micro	(214) 271-2462
Caig Laboratories, Inc.	(619) 451-2799
Chemtronics, Inc.	(404) 717-2111
Communications Specialists, Inc.	U.S. - (800) 424-3420 Int'l - (714) 974-3420
C&S Sales, Inc.	(708) 520-0085
Danbar Sales Company	(909) 592-2940
Electronic Rainbow, Inc.	(317) 291-7269
Fair Radio Sales Co., Inc.	(419) 227-1313
Fusion Electronics, Inc.	(516) 599-6495
Global Specialties	(203) 468-0060
Goldstar Precision Co. Ltd.	(310) 921-6227
Hameg Instruments	(619) 630-6507
Interactive Image Technologies Ltd.	(416) 368-5799
Jameco Electronic Components & Computer Products	(800) 237-6948
Mark V Electronics, Inc.	(213) 888-6868
MCM Electronics	(513) 434-6959
Moody Tools, Inc.	(401) 885-4565
Mouser Electronics	(817) 483-0931
MWK Industries	(909) 278-4887
Northeast Electronics	(508) 695-9694
Number One Systems Ltd.	011 44 480 494042
PC Boards	(205) 933-2954
People's College of Independent Studies	(407) 847-8793
Print Products International	(800) 545-0058
Howard W. Sams & Company	(317) 298-5604
Sencore, Inc.	(605) 339-0317
Sibex, Inc.	(813) 726-4434
Startek International, Inc.	(305) 537-5577
Suncoast Technologies	(904) 596-7599
The Engineers Collaborative, Inc. (TECI)	(802) 525-3451
Toroid Corp. of Maryland	(410) 860-0302
Wavetek Corp. (formerly Beckman Industrial)	(619) 565-9558

Electronics NOW[®]

FAX FORM

DIRECT READER/MFR CONTACT



**Need data
in a hurry?**

Don't worry!

Just clip this form
carefully along
the dotted lines,
fill it out
(PLEASE PRINT)
and fax it
to the company
of your choice today!

**For fastest response,
please send
directly
to manufacturers.**

**Fax numbers are on
the page to the left.**



If you need
more than one
form, please
make copies
of this
original.

Electronics Now provides this fax form as a service to its readers. A quick response from you indicates your company's willingness to do business with the sender.

Electronics FAX RESPONSE NOW[®]

TO: _____
Company Name Fax Number

I urgently need more information about your _____ products.

I saw your products on Page _____ in the _____ issue of **EN**;
(Month/Year)

ADDITIONAL NOTE:

FROM: _____
Sender's Name Title

Company Name: _____

Street _____

City _____

Country _____


Phone _____

Fax _____


We are a(n) manufacturer service center engineering company
 R&D center/laboratory other (_____)

Electronics NOW[®]



500-B Bi-County Boulevard, Farmingdale, NY 11735 Tel: 1-516-293-3000 Fax: 1-516-293-3115




1367P \$29.95
Softcover




585107H-XX \$24.95
Counts as 2




037603H-XX \$59.50
Counts as 2




3485H \$27.95




4210H \$31.95




4228H \$32.95




4255P \$14.95
Softcover




3739H-XX \$39.95
Counts as 2




4089P \$18.95
Softcover




3887H \$26.95




3258P \$19.95
Softcover



10016H-XX \$43.00
Counts as 2




3627P \$19.95
Softcover




3672P \$18.95
Softcover




4139H \$27.95




3923H \$32.95




3589H \$27.95



3374P \$16.95
Softcover




3107P \$18.95
Softcover




3700H-XX \$36.95
Counts as 2




586354H-XX \$30.00
Counts as 2



4122H \$36.95




3677H-XX \$34.95
Counts as 2



3632P \$10.95
Softcover



4111H \$27.95




3475P \$18.95
Softcover

Select any 5 books for only \$4⁹⁵

when you join the **ELECTRONICS BOOK CLUB**® (values up to \$164.75)



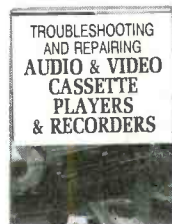
2724P \$17.95
Softcover




3576P \$14.95
Softcover



3765P \$18.95
Softcover



3795P \$19.95
Softcover




3777H-XX \$32.95
Counts as 2




3457P \$19.95
Softcover



3671P \$18.95
Softcover




3270H-XX \$32.95
Counts as 2




4199H \$27.95




3886P \$13.95
Softcover




1938H-XXX \$60.00
Counts as 3




3669H \$27.95



2880P \$15.95
Softcover



4061P \$9.95
Softcover



2613P \$18.95
Softcover

If coupon is missing, write to: Electronics Book Club, Blue Ridge Summit, PA 17294-0810

As a member of the Electronics Book Club . . .

. . . you'll enjoy receiving Club bulletins every 3-4 weeks containing exciting offers on the latest books in the field at savings of up to 50% off of regular publishers' prices. If you want the Main Selection do nothing and it will be shipped automatically. If you want another book, or no book at all, simply return the reply form to us by the date specified. You'll have at least 10 days to decide. And you'll be eligible for **FREE** books through our Bonus Book Program. Your only obligation is to purchase 3 more books during the next 12 months, after which you may cancel your membership at any time.

A shipping/handling charge and sales tax will be added to all orders. All books are hardcover unless otherwise noted.

If you select a book that counts as 2 choices, write the book number in one box and XX in the next. If you select a Counts as 3 choice, write the book number in one box and XXX in the next 2 boxes.

(Publishers' Prices Shown) ©1993 EBC

Your most complete and comprehensive source for the finest electronics books

ELECTRONICS BOOK CLUB®

Blue Ridge Summit, PA 17294-0810

YES! Send the 5 volumes listed below, billing me just \$4.95 plus shipping/handling & applicable sales tax. Enroll me as a member of the **Electronics Book Club** according to the terms outlined in this ad. If not satisfied, I may return the books within ten days and have my membership cancelled.

--	--	--	--	--	--	--	--	--	--

If you select a book that counts as 2 choices, write the book number in one box and XX in the next. If you select a Counts as 3 choice, write the book number in one box and XXX in the next 2 boxes.

Name _____

Address _____

City _____ State _____

Zip _____ Phone _____

Valid for new members only, subject to acceptance by EBC. Canada *must* remit in U.S. funds drawn on U.S. banks. Applicants outside the U.S. and Canada will receive special ordering instructions. A shipping/handling charge & sales tax will be added to all orders. RE993C

DRAWING BOARD

Let's get to work eliminating those software document checks.

ROBERT GROSSBLATT

Writing about copy protection creates a bit of a problem. I'm a firm believer that the best way to learn anything is to look at real-world examples, but experimenting with software isn't the same as hardware. Reproducing scope traces of scrambled video is not the same as reprinting sections of code, especially when copyright restrictions are taken into consideration.

Even though document checks (when software asks you to check a certain page in the manual, or *document*, for the answer to a random question) are one of the latest wrinkles to show up in the arena of copy protection, the principles behind finding and eliminating them are basically the same as those used for any other protection scheme. Let's go through the basic steps you have to follow when you sit down to eliminate copy protection from your favorite piece of software. We'll assume you have a legitimate copy of the program (the original disks and manuals) and the DOS DEBUG utility. You'll find a copy of DEBUG included with DOS, and DOS can provide on-line help with DEBUG if you're not familiar with it.

The very first thing you should do is to become completely familiar with how the program loads. Find out what happens when you incorrectly answer the document check and what happens immediately after you answer correctly. What you're trying to do here is get a handle on the structure of the code. This is an important step because tracing through the actual code is a lot of work; the more you know about the program before going into DEBUG, the easier the job is going to be.

Once you know the loading sequence of the program and have

written it down on paper (very important), you must get into the code itself. Most programmers write software in a logical way and the code that calls up the introductory parts of the program (the ones leading up to the document check) are likely to be in separate routines. The reason to snoop through the code is to locate the CALL instructions in the main body of the program that execute those routines. The CALL instructions are the only signposts you can rely on to tell you where you are in the code. It's easy to get lost when you're plowing through a disassembly listing, so you should think of a CALL instruction as a friend—try a sample DEBUG session and you'll see what I mean!

There's nothing stopping you from using DEBUG's search command to look for CALL instructions but, unfortunately, a typical one is nothing more than that shown in the seventh line of Listing 1. You can see that there isn't a lot of code to search for. You'd be surprised at how many times a "9A" can be used. A much smarter way to find the CALL's is to use a resident debugger and let the program from which you want to eliminate copy protection do the work for you.

Software such as Codeview, Periscope, and others will let you run a piece of software and then break

out of it with a "hot" key so you can examine the code at the breakpoint. The two programs I mentioned are commercial packages, but there are similar shareware and public programs available as well. These include such old favorites as XRAY, MEMVIEW (both posted on the *Electronics Now BBS*), and others. In general, the commercial packages are more powerful and mature. But the job you want done is fairly simple so, at least in the beginning, the shareware and public-domain programs are going to be more than adequate.

No matter which debugger you use, there are several things you have to do before you start your preliminary examination of the program you want to crack. The environment in which you work has to be clean. That means no memory-resident programs other than the debugger—TSR's can really muck things up in this kind of work. Another reason for keeping things simple is that you want the program to load in the same place every time. That's particularly true when you're working with DEBUG, but it could be a problem with other debuggers as well.

Once everything is set up, run the copy-protected program and use the debugger to break out of it when something you recognize begins to

LISTING 1

```
2BC0:1873 55          PUSH BP
2BC0:1874 8BEC        MOV BP,SP
2BC0:1876 83EC2A        SUB SP,+2A
2BC0:1879 C746DE2385    MOV WORD PTR [BP-22],8523
2BC0:187E B80A0B        MOV AX,0B0A
2BC0:1901 50          PUSH AX
2BC0:1902 9AB3194F55    CALL 554F:19B3
2BC0:1907 59          POP CX
2BC0:1908 48          DEC AX
```


happen on the screen. As an example, let's say you've drawn up the following list for a program you're working on:

- 1—The screen blanks
- 2—The company logo appears
- 3—The screen is cleared
- 4—The title screen appears
- 5—The music starts
- 6—Any keypress stops the music and clears the screen
- 7—The document-check screen appears
- 8—Bad code displays a message and exits to DOS
- 9—Good code clears the screen and starts the game

The big question is where to break out of the program and run the debugger. There's no hard and fast rule to follow. Software is a series of loops and calls that execute one after another in a sequence that's determined, in part, by the commands issued from the keyboard. What might seem like a simple routine—playing music, for example—is usually a lot of nested calls and loops. When you come across a CALL instruction, even though it might be a part of some routine that you're not interested in, the CALL to the routine you're looking for might be buried several layers underneath the first CALL you found.

Since we're not talking about any specific software, a good rule to follow is break out of the program at the first recognizable point you can. Blanking the screen is nothing in particular because it can be done before or after the video mode changes. The appearance of the company logo is definitely recognizable, and although it's probably a general routine that is pasted to the front of every piece of software published by the company, it's handy to know where it is.

Let's assume that as soon as the company logo appears, you break into the debugger and get to the line of code that called for the logo display. The first thing you see might look something like Listing 2, along with a bunch of other stuff.

Believe it or not, the only code you're interested in is the first line in Listing 2. When I activated Periscope (the debugger), it ran one of its routines and left me sitting in a

LISTING 2

```
3A22:2256 CF      IRET
3A22:2257 59      POP CX
3A22:2258 48      DEC AX
```

disassembler immediately following the end of that routine. By executing the IRET (return from subroutine) instruction, Periscope's debugger will put me into the code at the point where I pressed the hot key.


What you see when you get there will depend completely on what the program was doing when you pressed the key. Chances are that all you'll see is the same kind of assembler drivel you would find by aimlessly wandering through the code in DEBUG. The difference is that this drivel shows up somewhere after the company logo appeared. Write down the address.

Since you want to find where the company logo routine is called, and you know that the current address is somewhere in the middle of the logo routine, page forward and look for the IRET that marks the end of the

routine. After scrolling through pages of code (or using a search function in your debugger), you'll eventually come across an IRET. Write down the address. How you proceed at this point depends on whether or not your debugger has a single-step function. You want to execute the IRET only to get back to the original CALL (the one we're looking for) so you want the debugger to do the IRET and then drop you back into command mode.

If you can single-step, set the increment to one and execute the IRET. The address where you wind up will be one past the CALL we just paged through. If you can't single-step, you can find the same address by using your debugger to examine the processor's stack. The address you're looking for will be the last one on the stack. Once you get it, just use the JUMP instruction in your debugger to get back there.

Write down the address of both the IRET instruction you just found as well as the address of the CALL you just located. Once you've done



THE MOST
**AN IMPORTANT PART
OF YOUR PHOTOCOPIER
ISN'T PART OF
YOUR PHOTOCOPIER**

Having a machine may not permit you to photocopy books, journals, newsletters and magazines.

The Copyright Clearance Center CAN.

Contact us to find out
how you too can COPY RIGHT!SM

COPYRIGHT CLEARANCE CENTER

27 Congress Street, Salem, MA 01970 □ Tel. (508) 744-3350 □ Fax (508) 741-2318

© 1993 Copyright Clearance Center

that, set a breakpoint just past the CALL, and then use the debugger to execute the CALL instruction. If you've done a good job, you'll see the company logo on your screen. If something else happens, you'll know you haven't found the right CALL address. That means you'll just have to go back to the address of the IRET instruction and search further on for the correct IRET.

If you were successful, write down both the address of the CALL and the hex equivalent for the instruction. This is your first roadmap in the code. Whenever you see the company logo appear on screen, you know exactly where that happens in the program.

The next step is to find the addresses of the CALL's for each of the steps you listed in the loading sequence of the program. It's a bit of a mindless activity, but as you trace through the code following the CALL to the logo routine, you'll have to test each of the CALL instructions you come across by using your debugger to execute them. Don't forget to write down the CALL address, and set a breakpoint just after it before executing the code. That's because executing unknown code in this manner can crash the computer. You want to be able to get back to where you left off if that happens to you.

It might take some time, but sooner or later you'll execute a CALL and the title screen will appear on your monitor! That's always a thrilling moment, no matter how many times you do this stuff. Even though you're far from your ultimate goal of getting rid of the document check, you're definitely on the right track.

By following the process I've described, you'll sooner or later arrive at the CALL that takes you into the document check. When you finally get there, the boring part of the job is just about over and the intellectual part is about to begin. That's what we'll talk about next time. In the meantime, pick a piece of software to experiment with, and collect the software tools you'll need. Remember that XRAY.ZIP and MEMVIEW.ZIP are posted on the *Electronics Now BBS* (516-293-2283). Ω

ULTRASONIC RADAR

continued from page 37

to the resolution of the drive motor selected). Pressing the "F" key reduces the points in the scan (to a minimum of 12, depending on motor resolution).

You can modify RADAR.DAT text file with any text editor or word processor. Each parameter is followed by a comment about its function. The first parameter allows you to select a monochrome display, which is useful if you want to make a hard copy by pressing the print-screen key. (You also must set up the graphics print driver in DOS.)

The speed-of-sound value you determined is set next. The next few parameters specify the stepper motor used; the drive type, steps per revolution for your motor at that drive type, and the motor speed in milliseconds-per-step. The last parameters adjust for the characteristics of the rangefinder and radar display. You can leave these values at their defaults. Be sure to save any changes that you make to RADAR.DAT as a text or ASCII file.

The QuickBASIC source code for the radar program can be downloaded from the *Electronics Now BBS*. However, it is also available on disk, along with the DISTANCE program, in both source and executable form from the source given in this article. Versions for the Macintosh computer are also available.

The relative difficulties of converting the radar program to run on other types of computers will depend on how closely the version of BASIC on that machine resembles Microsoft's QuickBASIC. You can contact Fascinating Electronics (see supplier list) to determine if anyone has already performed the conversion for your type of computer. If so, the program will probably be available to you at little cost. If not, you might want to consider making your translation available to other hobbyists through Fascinating Electronics. Ω

SPECTRUM ANALYZER

continued from page 56

olution, but the resolution bandwidth was reduced from 30 to 1 kHz. Figure 12 illustrates how this narrow bandwidth presents the true deviation of the audio sidebands. The viewing bandwidth has decreased from 30 kHz to 1 kHz. The sweep has increased from 20 milliseconds to 18 seconds. All other settings remain the same.

In the original presentation shown in Fig. 9, the reference level was adjusted so that the video carrier would fit in the vertical span of the display. Because the audio carrier is lower, it should be shifted upwards. This is done by decreasing the reference level from 9.3 dBmV to -12 dBmV, elevating the audio carrier position, as shown in Fig. 13.

In the previous step, only the reference level was moved, but there was no change in the dB value per vertical division. If you want to expand vertical resolution, the value of graticule divisions can be changed, as shown in Fig. 14. The roughly horizontal noise base or floor is pushed below the lowest division.

This last step calls for a control available only in digital spectrum analyzers that have digital marker labels. These have been set at the extremes of the audio subcarriers. If this feature is not available, the operator must count divisions and multiply that value by the value of frequency per division.

The last control to be discussed is the *span* or *video bandwidth* control. It is a low-pass, post-envelope detector that smooths the displayed waveform by averaging random noise. The normal detection mode for a spectrum analyzer is peak, so the displayed noise level drops from a peak to an average value in the smoothing process. This improves the visibility of signals close to the noise floor. However, as with resolution bandwidth, only the setting necessary to make the measurements you need should be used. Ω

Enter A World Of Excitement with a Subscription to

Popular Electronics®

Get the latest electronic technology and information monthly!

Now you can subscribe to the magazine that plugs you into the exciting world of electronics. With every issue of Popular Electronics you'll find a wide variety of electronics projects you can build and enjoy.

Popular Electronics brings you informative new product and literature listings, feature articles on test equipment and tools—all designed to keep you tuned in to the latest developments in electronics. So if you love to build fascinating electronics, just fill out the subscription form below to subscribe to Popular Electronics... It's a power-house of fun for the electronics enthusiast.

EXCITING MONTHLY FEATURES LIKE:


- CONSTRUCTION**—Building projects from crystal sets to electronic roulette
- FEATURES**—Educational training on digital electronics, Ohm's Law, Antennas, Communications, Antique Radio, Simplified Theory
- HANDS-ON-REPORTS**—User test comments on new and unusual consumer products
- SPECIAL COLUMNS**—Think Tank, Circuit Circus, Computer Bits, DX Listening, Antique Radio, Amateur, Scanner Scene

PLUS: ALL OUR GREAT DEPARTMENTS!

You'll get 12 exciting and informative issues of Popular Electronics for only \$18.95. That's a savings of \$23.05 off the regular single copy price. Subscribe to Popular Electronics today! Just fill out the subscription order form below.

Popular Electronics®

JUNE 1993



A component-by-component primer on setting up a system, selecting the equipment, and doing your own installation

A look at today's satellite-TV technology, and a preview of tomorrow's systems

Easy-to-build project keeps your favorite beverage at the perfect temperature almost indefinitely

Save 55% Off The Regular NEWSSTAND Rate

Also: • Product Reviews
• Scanner Scene • Computer Bits
• Antique Radio • Think Tank
• Ham Radio • DX Listening
• And A Whole Lot More!

FOR FASTER SERVICE CALL TODAY

1-800-827-0383

(7:30AM-8:30PM)

EASTERN STANDARD TIME

Popular Electronics® SUBSCRIPTION ORDER FORM

AREJ3

P.O. Box 338, Mt. Morris IL. 61054

YES! I want to subscribe to Popular Electronics for 1 Full year (12 Issues) for only \$18.95. That's a savings of \$23.05 off the newsstand price.
(Basic Subscription Rate—1 yr/\$21.95)

Payment Enclosed Bill me later
Please charge my: Visa Mastercard

Acct. #

Signature _____

Exp. Date _____

PLEASE PRINT BELOW:

NAME _____

ADDRESS _____

CITY _____

STATE _____

ZIP _____

Allow 6 to 8 weeks for delivery of first issue. U.S. Funds only.

In Canada add \$6.68 Postage (Includes G.S.T.) All other Foreign add \$7.50 Postage

IRON-ON PC PATTERNS

continued from page 45

put on clear safety goggles and wear rubber gloves. Check to be sure there are no pin holes in the gloves for acid to enter. Also make sure that the workplace is well ventilated.

Position the board vertically in the acid so that the etching process occurs uniformly on both sides. The byproducts of the etching process will gravitate to the bottom of the etching tank. The board can be mounted in a carrier, or it can be suspended from nylon monofilament fishing line passed through two drilled holes attached to a bar across the top of the tank.

If you elect to etch with ferric chloride, you will get the best results by heating the solution to about 120°F and circulating the solution with the bubbler. Both will reduce the time required to etch away the un-

wanted copper cladding. It takes about seven minutes to etch an eight-inch square board if the acid is fresh and heated to a temperature of about 100°F. However, actual etching time will depend on a number of variables: acid concentration, temperature, the degree of agitation, and the surface area to be removed.

Caution: Be sure that the ferric chloride temperature does not reach 180°F or the toner will dissolve from the board.

Turn off the heater when the etchant temperature has reached at least 100°F. (You might want to remove the heater to get it out of the way when you are etching the board. It will not cool significantly in the time taken to etch a board.)

Remove the board from the etchant periodically, and examine it carefully to see if the etching is progressing uniformly. Look for any contaminated areas that might be blocking the etching action. When etching is complete, rinse the board thoroughly under running tap water to remove all traces of acid. **Caution:** ferric chloride attacks most metals and stains porcelain, so use a lot of water in the rinsing process.

Board cleaning

Remove the toner resist manually by scrubbing it with the same combination of household cleanser and fine steel wool that were used to clean the bare copper initially.

Drilling the holes

Use a rigid drill press for drilling the holes in the PC board. The holes must be accurately positioned and drilled vertically with respect to the PC board. If there is play in the motion of the drill press, the hole might be offset, and there is a risk of breaking a fine drill bit.

A piece of perforated prototyping circuit board with holes drilled 0.10 inch-on-centers works well as a drill jig. Circle the holes in the perforated board that are to be used as a drill guide with a colored marking pen so they can be located quickly in a logical sequence

while drilling.

Clamp the perforated board jig to the circuit board with double-sided adhesive tape to keep the two pieces from shifting with respect to each other. When drilling the board through the jig, hold the combination so that the drill bit can self-center in the pilot hole. Be sure to press down firmly on the work when the drill bit is withdrawn to prevent it from being caught and breaking off.

Periodically check to be sure that all drilled holes are centered in the pads on both sides. You might have to offset the drill jig slightly to average out any alignment error on both sides.

Minor hole runout in a series of aligned holes (such as required for mounting SIP's and DIP's) can be tolerated; the error build-up should not be enough to hinder device pin insertion.

Through-hole conduction

Complete all vias first. These are conductors inserted through the board and soldered to pads on both sides. Insert a length of bare copper wire with the same diameter as the drill bit in the via hole, and solder it to the pads on both sides of the board. Then trim the wire close to the board surface on both sides with a wire cutter.

Because these boards don't have plated-through holes, low-profile sockets with hollow machined pins are needed if you want to solder component pins to traces on both top and bottom surfaces of the board. Alternatively, you can use individual machined socket pins.

The machined pins call for slightly larger drilled holes, but they can be soldered to the board in the same way as the vias. Try to avoid getting any solder inside the hollow pins while soldering them to both top and bottom pads. Ω

References *Electronic Prototype Construction*, by Stephen D. Kasten, 1983, Howard W. Sams & Co.
Printed Circuits Handbook by Clyde F. Coombs, Jr., 1988 McGraw-Hill, Inc.

Try the

**Electronics
NOW®**

bulletin board
system

(RE-BBS)
516-293-2283

The more you use it the more
useful it becomes.

We support 1200 and 2400 baud
operation.

Parameters: 8N1 (8 data bits, no
parity, 1 stop bit) or 7E1 (7 data
bits, even parity, 1 stop bit).

Add yourself to our user files to
increase your access.

Communicate with other R-E
readers.

Leave your comments on R-E with
the SYSOP.

RE-BBS
516-293-2283

AUDIO UPDATE

continued from page 16

wise knowledgeable engineers who believe that expensive, strangely constructed speaker cables can make an enormous improvement in the sound of one's system. However, it's safe to say that the usual reasons advanced for the special sonic properties of the esoteric cables are technically "off the wall." Every objective test that I have heard of, including those rigorous tests described in the *Journal of the Audio Engineering Society*, has failed to reveal any virtue in the esoteric cables that is not found in standard (and far cheaper) 12- or 14-gauge single-conductor stranded wire available in electrical-supply stores.

Among the speaker accessories available in high-end hi-fi salons are special "spiked" stands and separate pointed feet meant to be installed under speaker cabinets. Spikes are said to provide improved coupling to the floor or other surface on which the speaker is installed. As is usual in such cases, there has been no test data put forward, nor any effort made to scientifically justify the perceived benefits of such spiking. However, it seems to me that going out of your way to couple the vibrations of a speaker cabinet to a shelf or the piece of furniture on which it is installed will simply force those supporting structures into vibration. I don't know whether this will have any audible effect, but if it does, it surely will not be a desirable one.

If the mounting surface is the floor, then the effect of spiking, if any, will depend on the floor structure. Coupling speakers to a rigid poured-concrete floor might help "clamp" the speaker panel resting on the spikes and, therefore, to some degree, inhibit vibration in the other panels of the cabinet. (When the speaker cabinet panels are inadequately braced and damped, this might be helpful.) But since most home floors are not poured concrete, how well you like the sound of your spiked speakers might depend on how well you like the sound of your vibrating floorboards. Ω

AURORA MONITOR

continued from page 71

the sensing head is adjusted and working correctly, close the lower cap and fasten it with two non-magnetic stainless steel self-tapping screws to complete the assembly. Connect one end of the plug-terminated coaxial cable to the sensor head jack J1 and the other end to the control/display unit jack J2.

Turn on the power toggle switch of the control/display unit and turn SENSITIVITY potentiometer R18 full clockwise. *The meter should remain at zero.* Rotate ALARM ADJUST potentiometer R19 clockwise until the alarm just begins to sound. Then turn it back slightly so that no sound is heard to obtain the maximum sensitivity setting. Next, turn potentiometer R19 full clockwise.

There should be no sound from the speaker.

Position a small magnet or piece of metal next to coil L1, in the sensor head and the unit should now be activated: the speaker should emit sound, and the meter should read full scale. If everything checks out, you can now start observing magnetic field disturbances or anomalies.

Operating the monitor

In a quiet magnetic environment it might be necessary to adjust potentiometer R4 in the sensor head to the threshold of the meter movement. This fine adjustment eliminates any small dead zones in sensitivity. Test the instrument's ability to detect the Earth's magnetic field by rotating the sensing head with short, quick, snapping motions in a counter-clockwise direction.

The meter movement should jump off scale.

As rotation is continued, a direction will be found where the meter will have its lowest response. This nulling point is the north-south direction. Any objects containing permanent magnets such as speakers or meters that are brought into

close proximity to the Aurora Monitor's sensing head coil L1 will affect the accuracy of the instrument's readings.

The Aurora Monitor can be connected to a chart recorder or it can pass signals to a personal computer with an analog-to-digital converter board. The recorder or PC can collect data for the study of magnetic fields, magnetic storms, and sunspot activity over long periods of time for further analysis. A set of high-impedance (greater than 1 kilohm) headphones can be plugged into jack J3 if you wish to "hear" the changes in magnetic fields.

If you want a permanent installation, mount the sensing head assembly so that it is directed away from any large metal obstructions, oriented on a north-south axis, and pointed slightly upwards. It's a good idea to fasten it to a heavy wooden post to prevent wind-induced vibrations.

R-E

Be a computer repair expert!

CAREER-LEVEL HOME STUDY



Learn PC repairs, troubleshooting, servicing, upgrading, installation. Increase your value as an employee or open your own business.

No expensive instruments, no high-tech electronics.

Over 90% of PC repairs and service involve easy mechanical procedures or parts replacements.

Send or call for free literature.

800-223-4542

Name _____ Age _____

Address _____ Phone (____) _____

City _____ State _____ Zip _____



The School of PC Repair

6065 Roswell Road
Dept. JK342, Atlanta, Georgia 30328

CIRCLE 179 ON FREE INFORMATION CARD

EN Engineering Admart

Rates: Ads are 2 1/4" x 2 7/8". One insertion \$995 each. Six insertions \$950 each. Twelve insertions \$925 each. Closing date same as regular rate card. Send order with remittance to Engineering Admart, Electronics Now Magazine, 500-B Bi-County Blvd., Farmingdale, NY 11735. Direct telephone inquiries to Arline Fishman, area code-1-516-293-3000. FAX 1-516-293-3115. Only 100% Engineering ads are accepted for this Admart.



POWER TOROIDS

1 VA TO 12 KVA
STANDARD & CUSTOM

LESS SPACE • LESS NOISE • LESS HUM • HIGHER EFFICIENCY

TOROID CORPORATION OF MARYLAND
608 NAYLOR MILL ROAD • SALISBURY MD, 21801-9627
1-800-274-5793
(410) 860-0300 • FAX (410) 860-0302

MIDI PROJECTS



BP182—MIDI interfacing enables any so equipped instruments, regardless of the manufacturer, to be easily connected together and used as a system with easy computer control of these music systems. Combine a computer and some MIDI instruments and you can have what is virtually a programmable orchestra. To order your copy send \$6.95 plus \$2.50 for shipping in the U.S. to **Electronic Technology Today Inc.**, P.O. Box 240, Massapequa Park, NY 11762-0240.

HIGH POWER AUDIO AMPLIFIER CONSTRUCTION



BP277—Here's background and practical design information on high power audio amplifiers capable of 300 ± 400 watts r.m.s. You'll find MOSFET and bipolar output transistors in inverting and non-inverting circuits. To order your copy send \$6.25 plus \$2.50 for shipping in the U.S. to **Electronic Technology Today Inc.**, P.O. Box 240, Massapequa Park, NY 11762-0240.

CIRCLE 187 ON FREE INFORMATION CARD

SCREEN PRINTING

continued from page 41

image area, and tape cardboard registration guides along the edges to position the rest of the printing run. Scrap pieces of blank circuit board material, strips of plastic, or any other rigid material can be used as register guides as long as they are no thicker than the blank you are printing on.

Gather all your support materials near you before you begin printing so that you will not have to interrupt the printing once you begin. Stopping the printing action for even a short length of time will allow the ink to begin drying in the screen image and necessitate a complete clean-up. Materials needed at hand include newsprint for proofs, tape to stop leaks should they occur, paper towels, and paint thinner (mineral spirits) to clean spills and mistakes.

Pour the resist ink above the image area and, holding the squeegee with both hands at

about a 45 degree angle with respect to the table surface, pull firmly and smoothly toward you, as shown in Fig. 7. After printing, lift the screen to remove the board and insert a new one. It's best to do a few practice pulls on paper until you get the hang of it and begin to get good impressions. Then place some double-sided tape on the work table where the boards will be placed to hold them in place so they won't stick to the back of the screen when it's lifted. In commercial applications, a vacuum table holds the boards in place; a similar unit can be built to work from your home vacuum cleaner, should you decide to get into volume production. A set of plans for building a vacuum table is also included in the booklet or starter kit, as well as instructions for more complicated techniques such as printing double-sided PC boards and multi-color printing in close registration.

Set the printed boards aside to dry (about 30 minutes), in-

spect and correct any mistakes, and then etch and drill as you would with any other circuit board process. After etching, the resist can easily be removed with any slightly aggressive solvent or by lightly sanding.

Scrape out the excess ink from the screen and put it back into the can to reuse it another day. Wash the screen well with mineral spirits in a well-ventilated area, and set it aside to dry. At this point you can save it to reprint the same design or strip it clean with ordinary household bleach to use with an entirely new circuit design.

You can use this same process to print component layout guides on the opposite side of your circuit board, instrument panels, or even signs and book covers. Signplex, in Bessemer, Alabama, offers a kit of materials that allows a beginner to experiment with this process and produce high-quality circuit boards. It contains sufficient material to do 6 to 12 different designs, depending on the board sizes. □

COMPUTER CONNECTIONS

New and interesting products.

JEFF HOLTZMAN

We've been dealing with some pretty weighty issues over the past few months; this time, let's relax and take a look at of the some great new products.

Color printing from a desktop computer used to mean a pretty simple tradeoff: low-cost, low-quality or high-cost, high-quality. Low-cost units typically use dot-matrix or ink-jet technologies; high-quality units use thermal-transfer or dye-sublimation. Dye-sublimation units (e.g., Tektronix' Phaser series) provide high quality, but cost over \$10,000. Thermal-transfer units provide lower quality, but cost significantly less—typically around \$3000. And ink-jets are available for well under \$1000.

Into this three-tiered structure comes Fargo Electronics and its Primera printer, a thermal-transfer unit with a list price less than \$1000. The Primera effectively brings \$3000 quality to the \$1000 level.

The Primera's print quality easily exceeds that of better ink-jet units (e.g., HP's DeskJet series). Resolution is comparable to that of a fax machine, about 200 dpi. This means that text and very fine curves are noticeably more jagged than those from a 300-dpi laser printer. However, when printing continuous-tone images (e.g., scanned photographs), quality is comparable to that of a color newspaper (e.g., USA Today). You won't see Primera prints in *Architectural Digest*, but if you're used to black-and-white printouts, you will definitely sit up and take notice.

The Primera is a Windows-only printer. It does not understand PCL (HP LaserJet), PostScript, Epson, or IBM control codes, but it does have an ASCII text mode. It's basically designed to accept lines of raster data, as generated by a special Windows print driver. This, in effect, makes your PC the print con-

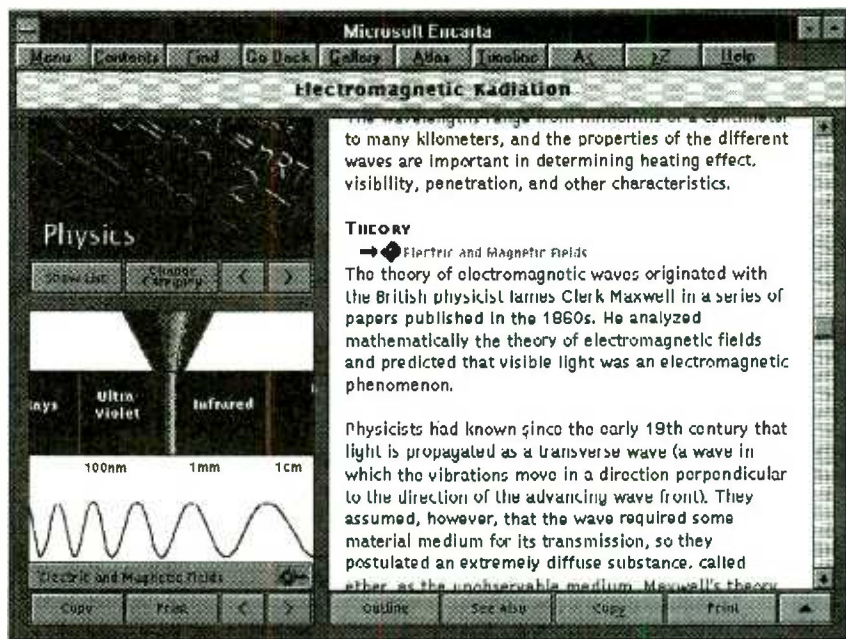


FIG. 1—MICROSOFT CONTINUES TO PENETRATE the consumer market with its best product to date, Encarta, a mesmerizing multimedia encyclopedia. It's easy to spend hours browsing through Encarta.

troller, a scheme that has several advantages: cost and ease of software updates. Of course, it also slows down your computer. Running this type of printer driver in a pre-emptively, multitasked environment (e.g., OS/2) would give much better performance. However, no OS/2 driver is currently available.

Typical black and white laser output costs about \$0.03–0.05 per page; Primera output costs about \$0.40 per page for paper and \$1.09 per page for transparencies. Its paper rate is comparable to ink-jets, but the transparency rate is much cheaper.

The Primera can use three different ribbons. The first provides plain black and white printing, the second provides three-colors (cyan, magenta, yellow, or CMY), and the third, four-color (CMYK, where the K is black). The four-color ribbon is useful if you print a lot of (or need accurate) black; the three-color units obtain near-black by mixing

cyan, magenta, and yellow. What you end up with is a grayish greenish brown. The printer comes with a three-color ribbon good for about 30 pages. The Primera also includes 25 pages of specially coated paper, and five transparency films. I got much better results using the coated paper than typical office-bond laser paper.

I had some trouble with early versions of the Windows printer driver; fortunately, the company posts updates on CompuServe. (However, they're not easy to find. Look in Library 1 of WINAPD.) As for print quality, I had the best luck with vector drawings created in packages like Micrografx Designer. Bitmap images had a tendency to be somewhat fuzzy. An upgrade, due to be released shortly, is claimed to provide dye-sub quality, particularly with scanned photographs. I'll keep you updated.

Each page must pass through the printer several times (once for each

color); pages typically print in about 150 seconds. The Primera is quite a bit noisier than an ink-jet, because as the ribbon rotates, it makes a sound like crinkling cellophane. I definitely preferred moving the unit as far from my work machine as possible. In fact, I created a separate network print server on the other side of the room to drive it.

The Primera weighs about 15 pounds, and is equipped with an external power supply. There are two front-panel controls (power and on-line), and an internal DIP switch allows you to choose a character set for international usage.

Perhaps you've never heard of Fargo Electronics, the company is a big name in bar-code printers; Primera represents the company's first foray into the consumer marketplace. From the looks of things, it's going to be successful.

Who would buy a Primera? Its quality is not good enough for boardroom meetings or publication-quality graphics. However, its color saturation (richness) is definitely better than that from under-\$1000 ink-jets. The Primera should suffice for departmental use, home use (in lieu of a low-cost laser printer), very small businesses, and lecture room overhead presentations.

If you're looking for an inexpensive color printer, the Primera offers your best bet to date.

Encarta

Encarta is a new Windows-based multimedia encyclopedia from Microsoft (see Fig. 1). There are three important characteristics for any electronic reference work: quantity of information, quality of information, and ease of use. On all three counts, Encarta is unquestionably the best CD-based work on the market. It includes fairly detailed text, many photographs, sound bytes (e.g., samples of national anthems and ethnic music), animations, and maps.

You can get at the information stored in Encarta in several ways. Contents provides a simple alphabetical list of all articles in the database. The Category Browser allows you to choose a category and a subcategory; subsequently, Encarta provides a list of relevant

topics in a separate window. When you click on the title of the article listed in the secondary window, Encarta displays the article in the primary window. You can also search by keyword, including Boolean (e.g., transistor and Shockley, for which Encarta finds five articles). Encarta also includes a horizontally scrollable timeline of history, and a world atlas that allows you to click on an area of interest and get information about it. Unfortunately, the articles associated with the timeline are separate from the main encyclopedia entries, as if the timeline were a totally independent product.

The Encarta screen consists of three main panels, moving clockwise from the upper right: article, gallery, and category. The article contains the text of the current article. Most articles contain *hyperlinks* to other articles, as in any standard Windows Help file. By clicking on a highlighted word or phrase, you make the referenced article the current article.

The gallery panel contains a miniature display of any image(s) associated with the current topic; the image can be enlarged and copied to the clipboard. Article text can also be copied freely to the clipboard. Last, the category panel allows you to change articles and topics. Encarta also has a button bar for performing common actions quickly.

Encarta is no Encyclopedia Britannica, but it has the deepest content of any currently available title. Also, there are things about the user interface that I don't like. In spite of those deficiencies, it's easy to spend hours browsing through Encarta. Its Boolean search capability should be extremely useful for research purposes. If you've been looking for an excuse (other than games) to upgrade to a multimedia PC, Encarta is it.

P. S. In case you're wondering what *Encarta* means, don't ask Encarta; the word does not appear in the product.

Trak 101

Key Tronic Corporation is famous for its keyboards. After years of promoting a narrow product line, the company has recently introduced

several innovative new items, including fully programmable keyboards, one with a built-in calculator, and one with a built-in trackball.

I've always enjoyed working with trackballs, but keyboards I'd seen in the past with built-in trackballs universally suffered from poor quality. Not so with the Trak 101, a full-size 101-key layout with the classic Key Tronic feel. What is unique is a small (about 1.25-inch) trackball mounted just to the right of the Enter key, in place of the inverted-T cursor keys.

A separate cable connects the trackball to a COM port. The ball emulates a Microsoft mouse, and it worked just fine with Windows as soon as I installed it. The keyboard also includes several convenience features: the ability to switch the Control and Caps Lock keys, the ability to produce a comma or a period, regardless of whether Shift is pressed with the corresponding key, and several others. Key Tronic also includes a software driver for DOS applications that need an external mouse driver.

It took a little while to stop reaching for the mouse, but when I did, I found that I really liked having the trackball so close to the keyboard. Now I can "touch-mouse" (touch-track?)—move my hand from the keyboard to the trackball and back again without looking. In addition, you can't lose the trackball under a mound of papers, and you don't have to keep enough clear desk space to operate a mouse (or an external trackball).

News bits

IBM released version 2.1 of OS/2, and Microsoft released Windows NT. IBM is finally mounting some effective advertising, such as full-page ads in several trade journals carrying the phrase Nice Try, with the *N* and the *T* in a huge typeface. Microsoft seems to be lying fairly low for the time being.

As discussed here last time, in early spring the Unix vendors (HP, IBM, SCO, Sun, Univel, and Unix Systems Laboratories) formed a new open-systems consortium, the Common Open Software Environment (COSE). In retaliation, Microsoft announced a licensing deal with

Insignia Solutions, a company that builds and sells an Intel x86 emulator called Soft PC that run on numerous RISC chips and the Macintosh. Soft PC works but is slow, because both the CPU and DOS are emulated in software. The deal gives Insignia complete Windows 3.1 source code, which should lead to increased efficiency and compatibility for Unix users who also want to run Windows applications on the same box.

SunSelect, a division of Sun Microsystems, announced its solution to that problem: the Windows Binary Application Interface, or Wabi. Wabi will allow binary Windows apps compiled for the x86 architecture to run on supported RISC boxes, without the presence of either DOS or Windows. Performance should be better than the Soft PC approach, because there is neither emulation of the CPU nor DOS. Instead, Windows API calls are translated directly into equivalent X Windows (i.e., Unix graphics) calls. SunSelect already claims to have most important Windows 3.1 applications running under Wabi.

SunSelect made another, even bolder move, one that if successful could wrest control of the Windows API right out of Microsoft's hands and into the public domain. In short, SunSelect has proposed the creation of a Public Windows Interface (PWI). The PWI idea has already achieved verbal support from numerous industry heavyweights, including IBM, Borland, HP, Sun, SCO, USL, and WordPerfect Corp. Could Bill be losing his grip? ☺

RESOURCES

• Primera (\$995), Fargo Electronics, Inc., 7901 Flying Cloud Drive, Eden Prairie, MN 55344. (800) 327-4622, (612) 941-9470.
CIRCLE 41 ON FREE INFORMATION CARD

• Encarta (\$395), Microsoft Corp., One Microsoft Way, Redmond, WA 98052-6399. (800) 426-9400, (206) 882-8080.
CIRCLE 42 ON FREE INFORMATION CARD

• Trak 101 (\$224), Key Tronic Corp., P.O. Box 14687, Spokane, WA 99214-0687. (800) 262-6006, (509) 928-8000.
CIRCLE 43 ON FREE INFORMATION CARD

For your Heart's sake get **PULSE STICK II**

Your very own sophisticated pocket health monitor, PULSE STICK II, checks your pulse rate quickly and accurately anywhere. Regular monitoring of your pulse rate during exercise will enable you to plan an exercise regimen suitable for your stage of fitness. Pulse stick II provides an early warning that you may be exceeding your own capabilities.

PULSE STICK II photoelectrically measures the changes

in the pulsed intensity of infrared radiation emitted by superficial blood vessels below the skin of the thumb. The time intervals between pulses are automatically measured and analogued by the micro-processor based circuitry and displayed in a liquid-crystal display (LCD).

Before attempting any exercise program, consult your doctor. Ask for guidance regarding the recommended safe pulse ranges for your exercise program. Follow your doctor's instructions carefully.

Only
\$39⁹⁵



Uses three AA dry cells
supplied with PULSE STICK II



Ideal for running, walking and
aerobic training programs!

PSII-2

YES! Please send me _____ PULSE STICK II at \$39.95 each. Price includes shipping and handling charges.

Print Name _____

Address _____

City _____ State ____ Zip _____

Total amount of order \$ _____

Check or Money Order enclosed. Make check payable to **CLAGGK Inc. PULSE STICK II Offer**

No telephone orders or C.O.D. Signature required on credit card orders. All prices include postage and handling. Payments in U.S.A. funds only. New York residents must include local applicable sales taxes. No foreign orders.

Charge my Visa MasterCard

Account No. _____

Exp. Date ____ / ____

Mail orders to CLAGGK Inc. Pulse Stick II Offer, P.O. Box 4099, Farmingdale, NY 11735.

Credit Card
Signature _____

FAX orders to 1-516-293-3115

BUYER'S MART

FOR SALE

TUBES. "oldest", "latest". Parts and schematics. SASE for lists. **STEINMETZ**, 7519 Maplewood Ave. RE, Hammond, IN 46324.

TUBES, new, up to 90% off, SASE, **KIRBY**, 298 West Carmel Drive, Carmel, IN 46032.

CABLE test chips. Jerrold, Tocom, S.A., Zenith. Puts cable boxes into full service mode! \$29.95 to \$59.95. 1 (800) 452-7090, (310) 867-0081.

SECRET cable descramblers! Build your own descrambler for less than \$12.00 in seven easy steps! **Radio Shack** parts list and free descrambling methods that cost nothing to try, included. Send \$10.00 to: **INFORMATION FACTORY**, Dept. 4, PO Box 1790, Baytown, TX 77522.

CB RADIO OWNERS!

We specialize in a wide variety of technical information, parts and services for CB radios. 10-Meter and FM conversion kits, repair books, plans, high-performance accessories. Thousands of satisfied customers since 1976! Catalog \$2.

CBC INTERNATIONAL

P.O. BOX 31500RE, PHOENIX, AZ 85046

CABLE TV converters: Jerrold, Oak, Scientific Atlanta, Zenith & many others. "New MTS" stereo add-on: mute & volume. Ideal for 400 and 450 owners! 1 (800) 826-7623, Amex, Visa, M/C accepted. **B & B INC.**, 3584 Kennebec, Eagan, MN 55122.

300 Experimenters Circuits — Complete in 6 practical books using diodes, relays, FET's, LED's, IC 555's, and IC CA3130's for building blocks. Only \$33.00 plus \$5.50 for shipping. USA and Canada only. US funds. **ETT, INC.**, PO Box 240, Massapequa Park, NY 11762-0240.

EPROMS, Assorted, i.e., 27128A-15 \$3.00 each minimum quantity 13 pieces. C.O.D., American Express. **H.E.A.R.T. Inc.**, 1 (800) 677-3773.

CABLE TV DESCRAMBLERS ★ CONVERTERS ★ and ACCESSORIES.

SAVE MONEY. DON'T RENT!

PANASONIC, JERROLD, OAK,
PIONEER, SCIENTIFIC ATLANTA
AND MORE. LOWEST PRICES. FREE CATALOG.
CABLE READY COMPANY (800) 234-1006

CABLE Converters, accessories below wholesale! Immediate delivery from giant stock! COD orders only. 1 (800) 995-1749.

RESTRICTED information: surveillance & schematics, locks, cable, hacking, more. Details: **MENTOR**, Box 1549-Z, Asbury, NJ 07712.

CABLE TV converters. Jerrold, Zenith, Pioneer, Oak, Scientific Atlanta, and many more. 12 years experience gives us the advantage. Visa/MC Amex COD **ADVANTAGE ELECTRONICS, INC.**, 1 (800) 952-3916 1125 Riverwood Dr., Burnsville, MN 55337.

"LITTLE Elf" (Extremely Low Frequency) detector; milli gauss sensitivity. \$49.50 pp. **MICRO OHM MEASUREMENTS**; PO Box 460, Brookshire, TX 77423.

CABLE descramblers and test kits for Zenith, S.A. and Jerrold. No 800#, no catalog — lowest price. We buy, sell, trade — call (305) 425-0751.

PC boards: Professional quality, 30 day guarantee, beat all prices. **A&D**, PO Box 311, Auburn, MI 48611. (517) 662-6633.

TV filters, cylinder type. The best made. 60db deep on notch. All channels available. Low prices. Quantity discounts. Call 1 (800) 331-2156 ext. #2156.

CLASSIFIED AD ORDER FORM

To run your own classified ad, put one word on each of the lines below and send this form along with your check to:

Electronics Now Classified Ads, 500-B Bi-County Boulevard, Farmingdale, NY 11735

PLEASE INDICATE in which category of classified advertising you wish your ad to appear. For special headings, there is a surcharge of \$25.00.

() Plans/Kits () Business Opportunities () For Sale
() Education/Instruction () Wanted () Satellite Television

Special Category: \$25.00

PLEASE PRINT EACH WORD SEPARATELY, IN BLOCK LETTERS.

(No refunds or credits for typesetting errors can be made unless you clearly print or type your copy.) Rates indicated are for standard style classified ads only. See below for additional charges for special ads. **Minimum: 15 words.**

1	2	3	4	5
6	7	8	9	10
11	12	13	14	15 (\$46.50)
16 (\$49.60)	17 (\$52.70)	18 (\$55.80)	19 (\$58.90)	20 (\$62.00)
21 (\$65.10)	22 (\$68.20)	23 (\$71.30)	24 (\$74.40)	25 (\$77.50)
26 (\$80.60)	27 (\$83.70)	28 (\$86.80)	29 (\$89.90)	30 (\$93.00)
31 (\$96.10)	32 (\$99.20)	33 (\$102.30)	34 (\$105.40)	35 (\$108.50)

We accept MasterCard and Visa for payment of orders. If you wish to use your credit card to pay for your ad fill in the following additional information (Sorry, no telephone orders can be accepted.):

Card Number

Expiration Date

Please Print Name

Signature

IF YOU USE A BOX NUMBER YOU MUST INCLUDE YOUR PERMANENT ADDRESS AND PHONE NUMBER FOR OUR FILES. ADS SUBMITTED WITHOUT THIS INFORMATION WILL NOT BE ACCEPTED.

CLASSIFIED COMMERCIAL RATE: (for firms or individuals offering commercial products or services) \$3.10 per word prepaid (no charge for zip code)...**MINIMUM 15 WORDS.** 5% discount for same ad in 6 issues; 10% discount for same ad in 12 issues within one year; if prepaid (not applicable on credit card orders). **NON-COMMERCIAL RATE:** (for individuals who want to buy or sell a personal item) \$2.50 per word, prepaid...no minimum. **ONLY FIRST WORD AND NAME** set in bold caps at no extra charge. Additional bold face (not available as all caps) 55¢ per word additional. Entire ad in boldface, \$3.70 per word. **TINT SCREEN BEHIND ENTIRE AD: \$3.85 per word. TINT SCREEN BEHIND ENTIRE AD PLUS ALL BOLD FACE AD: \$4.50 per word. EXPANDED TYPE AD: \$4.70 per word prepaid.** Entire ad in boldface, \$5.60 per word. **TINT SCREEN BEHIND ENTIRE EXPANDED TYPE AD: \$5.90 per word. TINT SCREEN BEHIND ENTIRE EXPANDED TYPE AD PLUS ALL BOLD FACE AD: \$6.80 per word. DISPLAY ADS:** 1" x 2 1/8"—\$410.00; 2" x 2 1/8"—\$820.00; 3" x 2 1/4"—\$1230.00. **General information:** Frequency rates and prepayment discounts are available. **ALL COPY SUBJECT TO PUBLISHERS APPROVAL. ADVERTISEMENTS USING P.O. BOX ADDRESS WILL NOT BE ACCEPTED UNTIL ADVERTISER SUPPLIES PUBLISHER WITH PERMANENT ADDRESS AND PHONE NUMBER.** Copy to be in our hands on the 1st of the third month preceding the date of the issue. (i.e., Aug. issue copy must be received by May 1st). When normal closing date falls on Saturday, Sunday or Holiday, issue closes on preceding working day. Send for the classified brochure. Circle Number 49 on the Free Information Card.

FREE CATALOG

FAMOUS "FIRESTIK" BRAND CB ANTENNAS AND ACCESSORIES. QUALITY PRODUCTS FOR THE SERIOUS CB'er. SINCE 1962
FIRESTIK ANTENNA COMPANY
 2614 EAST ADAMS
 PHOENIX, ARIZONA 85034

WATER powered watch, 2 year guarantee. Men's, women's, children's sizes, \$12.50 each. **ALPHA COMPANY**, 2 Klarides Village Drive, Seymour, CT 06483.

TEST equipment pre-owned now at affordable prices. Signal generators from \$50.00, oscilloscopes from \$50.00. Other equipment including manuals available. Send \$2.00 U.S. for catalog refunded on first order. **J.B. ELECTRONICS**, 3446 Dempster, Skokie, IL 60076. (708) 982-1973.

CABLE TV descramblers — All major brands. Have make/model used in your area when calling, 1 (800) 327-3407. For a free catalogue write: **K.D. VIDEO**, PO Box 29538, Minneapolis, MN 55429.

OSCILLOSCOPE 50MHz, dual channel, solid state calibrated, manual \$250.00 1 (800) 835-8335 X-123.

VCR repairs, over 1,600, all makes, 60 pages, \$35.00. **CI ELECTRONICS**, 1115 N. Higley Rd., Suite 106-119, Mesa, AZ 85205.

BUSINESS OPPORTUNITIES

EASY work! Excellent pay! Assemble products at home. Call toll free 1 (800) 467-5566 Ext. 5192.

HOME assembly work available! Guaranteed easy money! Free details! **SASE. HOMEWORK-R**, Box 520, Danville, NH 03819.

MAKE \$75,000.00 to \$250,000.00 yearly. Learn **IBM** monitors repairs. (solutions most brands). New home based business program. Software available. Information: **USA-Canada** \$3.00 cash (no checks), dealers wanted worldwide (\$35.00) **US funds. RANDALL DISPLAY**, PO Box 2168 R, Van Nuys, CA 91404 USA.

PLANS AND KITS

SURVEILLANCE transmitter kits tune from 65 to 305 MHz. Mains powered duplex, telephone, room, combination telephone/room. Catalog with **Popular Communications, Popular Electronics** and **Radio-Electronics** book reviews of "Electronic Eavesdropping Equipment Design," \$2.00. **SHEFFIELD ELECTRONICS**, PO Box 377785-C, Chicago, IL 60637-7785.

60 SOLDERLESS Breadboard Projects in two easy-to-read pocket books. Complete with circuit descriptions, schematics, parts layouts, component listings, etc. Both books (BP107 & BP113) only \$11.90 plus \$3.50 for shipping. USA and Canada only. US funds. **ETT, INC.**, PO Box 240, Massapequa Park, NY 11762-0240.

THE ELECTRONIC GOLDMINE

The Electronic Goldmine has one of the greatest selections of unique electronic project kits available in the world! We have over 29 kits and over 2000 unique bargain priced components in our new 80 page catalog!

FREE CATALOG with over 2000 different items including 29 kits! Request your copy TODAY!

CONTROL PANEL Burglar fire alarm keyboard panel was made for use in making professional alarm systems. Has 6 LEDs and 12 position keyboard panel with cable and connector. No other info-NEW **G2904 \$1.95**

10 POSITION DIP SWITCH Brand new precision made 10 position dip switch. These are standard size for replacement or new construction. Blowout price **G3312 2/\$1.00**

SPECIAL ITEMS

ULTRABRIGHT RED LED Extremely bright clear lens red T34 jumbo LED made by TOSHIBA. So bright it can be seen in any light conditions. **G3313 100/\$10 1000/\$80**

50 PIECE PC BOARD ASST Super assortment contains different sizes of thick and thin double sided glass epoxy copper clad. This is prime PC board material with pieces from about 2"x7" to 6"x6" or larger. **G3500 \$7.95 50 pcs**

MEDIUM INVERTER Converts 9V or 12VDC to over 250 V when used with a 555 IC circuit. (Schematic included) Perfect for portable strobes, blacklight, etc. Size: 1 1/2" square. **G993 \$1.75 EA. 100/\$160.00**

4KV TRIGGER COIL These can be used with many different strobes. Output is 4KV and will work with almost any strobe tubes. **N1700 \$1.25 EA. 100/\$80.00**

UHF WIRELESS TRANSMITTER Compact remote was made to emit a UHF tone frequency transmission to control a satellite receiver remotely. These are brand new but the 9V battery that was inside has gone dead from storage, so we are selling them cheap. Great little item and its easy to change the battery—just remove 1 screw. Stylish case has 2 pushbutton controls. **G2962 \$1.29 10/\$10.00**

MINIMUM ORDER: \$10.00 plus \$4.00 shipping and handling \$5.00 for U.S. Mail. We accept MC, VISA and Money Orders.
SEND ORDERS TO: THE ELECTRONIC GOLDMINE
 P.O. Box 6408 Scarsdale, AZ 85061
PHONE ORDERS (602) 451-7454 FAX ORDERS (602) 451-9485

CIRCLE 125 ON FREE INFORMATION CARD

PAY TV AND SATELLITE DESCRAMBLING
 ***** 1993 EDITION *****

Includes programming cable box chips, hacking B-MAC, wireless call (MMDS) descramblers, bullets, PLUS fixes and much more. ONLY \$18.95 Other PAY TV and SATELLITE DESCRAMBLING volumes. Volume 1 (BASICS), 1989, 1991, and 1992 \$15.95 each. Different turn-ons, bypasses, ECM's, schematics and counter ECM's in each. **THE COMPLETE WIZARD**. Using the VCI data stream \$15.95. Any 3/\$32.95 or \$54.95. **3 MONTHLY** \$12.95 monthly. Keep up with the latest in satellite and cable descrambling. Everything that's new \$32.95/yr. **OUR BEST DEAL**, everything here, the video and much more only \$129.95. New catalog \$1.

Scrambling News, 1552 Hertel Ave., #123, BUFFALO, NY 14210
 Voice/FAX (716) 874-2088 COD's are OK. ADD \$6

MEMBRANE SWITCH KITS!

These highly durable water resistant flat-panel keypads can be assembled in minutes with YOUR legend!

Available in 4, 12, 16, 24 & 40 Key models. Steel "clickdomes," optional Connector and bezel included.

4 key DSK-4 \$8.75 13 key DSK-12 \$12.75

Call for free brochure

Sil-Walker 680 Calle Plano, Unit N,
 Camarillo, CA 93012
 (805) 388-8100 FAX (805) 484-3311

DESCRAMBLING secrets revealed. Free 24 hour hotline reveals secret satellite and cable descrambling information. (718) 390-7130.

DESCRAMBLERS for cable and satellite. Kits and assembled units. All types. Guaranteed. From \$19.95. Free catalog. (212) 330-8035.

TV notch filters, cylinder type. Eliminates buzzing and beeping on your system. Professionally manufactured. We will beat anyone's advertised price. Quantity discounts. COD, Visa, MC accepted. 24 hours 7 days. Call 1 (800) 331-2156 ext. #2156.

SURPLUS sale. Lot #1 (resistors and capacitors), lot #2 (integrated circuits), lot #3 (miscellaneous electronics). Call 1 (800) 331-2156 ext. #747.

PRINTED circuit boards. CAD artwork design available — fabricated to your requirements — small runs OK — 25 years in business. **SHORE PRINTED CIRCUITS**, 36 Fairview Avenue, Little Silver, NJ 07739. 1 (800) 752-1574, (908) 747-6300 (NJ).

EPROMS 15 for \$10.00 used, still coded, grab bags 2716 to 27256. Coin-op video game boards \$20.00. **SIMTRONICS**, (806) 832-4622.

CABLE converters, Zenith Ztac \$199.00, SA85XX \$189.00, Tocom 5503A \$199.00, Tocom 5503VIP \$250.00, Jerrold Starcom 6 \$199.00, Oak RTC56 \$109.00. Most makes in stock, same day shipping, C.O.D. OK. **MOUNT HOOD ELECTRONICS**, (206) 260-0107.

PREVENT descrambler damage. Don't bite the bullet! Snooper Stopper Data Blocker \$34.95. **VIDEO CONNECTIONS**, 1 (800) 925-9426.

CABLE test-chips as low as \$9.95, for testing cable boxes in full service mode. Jerrold: 400, 450, DL4, Starcom VI & VII; Pioneer, clears E2 thru E5; Pioneer cubes: BA-5000 thru BA-6700; Tocom 5503/5507; Scientific Atlanta: 8500 thru 8600; Zenith: all but PZ1; remotes \$10.00; money back guarantee. **N.E. ENGINEERING**, 1 (800) 926-4030, fax (617) 770-2305.

DESCRAMBLING, new secret manual. Build your own descramblers for cable and subscription TV. Instructions, schematics for SSAVI, gated sync, Sinewave, (HBO, Cinemax, Showtime, UHF, Adult) \$12.95, \$2.00 postage. **CABLETRONICS**, Box 30502R, Bethesda, MD 20824.

DESCRAMBLER built right into your TV. Complete plans and instructions, send \$15.00 to **BERGER ENTERPRISES**, Route 6, Box 209T, Murphy, NC 28906.

DESCRAMBLE cable with Radio Shack RF modulator, add simple circuit. Instructions \$7.95. **GASPARD**, 7180-20 South River Road, Addis, LA 70710.

CABLE TV
DESCRAMBLER LIQUIDATION!
FREE CATALOG!
Hamlin Combos \$44, Oak M35B \$60 (mln. 5), etc.
WEST COAST ELECTRONICS
 For Information: 818-709-1758
 Catalogs & Orders: 800-628-9656

SATELLITE TV

VIDEOCYPHER II descrambling manual. Schematics, video, and audio. Explains DES, Eprom, CloneMaster, Pay-per-view (HBO, Cinemax, Showtime, Adult, etc.) \$16.95, \$2.00 postage. Schematics for Videocypher Plus, \$20.00. Schematics for Videocypher 032, \$15.00. Collection of software to copy and alter Eprom codes, \$25.00. **VCI Plus Eprom**, binary and source code, \$30.00. **CABLETRONICS**, Box 30502R, Bethesda, MD 20824.

ANTIQUE RADIO CLASSIFIED
Free Sample!
 Antique Radio's
 Largest Circulation Monthly.
 Articles, Ads & Classifieds.
6-Month Trial: \$16.95. 1-Yr: \$29.95 (\$44.95-1st Class).
A.R.C., P.O. Box 802-L11, Carlisle, MA 01741

SUPER low satellite prices. Free U.S. and International catalog. **SATMAN**, (309) 692-4140 (Int'l), 1 (800) 472-8626 in U.S.

FREE catalog — Lowest prices worldwide. **SKYVISION**, 1012 Frontier, Fergus Falls, MN 56537. 1 (800) 334-6455. See full page ad the Shopper section.

EDUCATION & INSTRUCTION

F.C.C. Commercial General Radiotelephone license. Electronics home study. Fast, inexpensive! "Free" details. **COMMAND**, D-176, Box 2824, San Francisco, CA 94126.

ELECTRONIC engineering. 8 volumes complete. \$109.95. No prior knowledge required. Free brochure. **BANNER TECHNICAL BOOKS**, 1203 Grant Avenue, Rockford, IL 61103.

LEARN telephone installation/repair. Professionally written and approved. \$10.00 ITC, PO Box 3458, Glens Falls, NY 12801.

LEARN Digital and Computer Electronics by doing and seeing. Build a Digital Storage Scope with an 8 channel Logic Analyzer that displays 8 signals simultaneously on a large LCD display. Scope kits complete with tutorials start at \$199.95. Money back guarantee. **NETRONICS R&D LTD.** (203) 355-2659.

AP **CABLE RENTAL FEES BY OWNING YOUR OWN**

Converter & Descrambler!

1-800-228-7404

NU-TEK ELECTRONICS

E.O.B. 3250 Hatch Rd. Suite 1A Cedar Park, TX 78613

EARN extra cash with VCR repair made easy. Our 2 hour tape shows you how to clean, troubleshoot, and change idlers, belts, heads, RF modulators, sensors, and much much more. Send \$29.95 plus \$3.50 S&H to **C & S ELECTRONICS**, PO Box 6231, Akron, OH 44312-0231.

CABLE BOX WHOLESALEERS, INC.

BEST BOXES—BEST PRICES

Immediate Shipping—COD's

Satisfaction Guaranteed

FREE Catalog—Call Now

800-841-7835

PATENTING

INVENTORS: THE CONCEPT NETWORK represents people who want to patent and market their new product ideas. Schematics or prototype preferred but not required. Free information kit. Call 1 (800) 835-2246 ext 67.

CABLE/SATELLITE

UNDETECTABLE cable/satellite descrambler will work on all systems **guaranteed!** Send SASE/info, \$94.95/kit, \$14.95/plans. **MYSTICAL ELECTRONICS**, PO Box 867, Stonington, CT 06378.

CABLE TV TURN-ON KITS

SUPER Cable TV "Turn-on Chips". Provides full mode activation. Includes; instructions & illustrations. **Jerrold: Starcom-6 ..Starcom-7. Scientific Atlanta: 8500..8550..8570..8580..8590..8595..8600. Tocom: 5503-VIP..5507. Zenith: ST-1000 thru ST-5000. Call now!! MASTER COMPONENTS. 1 (800) 233-0570. MasterCard & Visa accepted.**

WANTED

INVENTIONS, new products. You can profit from your ideas! Rapidly expanding mfg/mktg co looking for electronic consumer products. Send ideas to **NEW PRODUCTS DEPT.**, PO Box 4670, Scottsdale, AZ 85261-4670.

INVENTORS

INVENTORS! Can you patent and profit from your idea? Call **AMERICAN INVENTORS CORP.** for free information. Serving inventors since 1975. 1 (800) 338-5656.

MASTERCARD AND VISA are now accepted for payment of your advertising. Simply complete the form on the first page of the Market Center and we will bill.

CABLE TV DESCRAMBLERS ((FEATURING))

***** VIDEO STABILIZERS AVAILABLE & Bullet Protectors *****

MULTI-VISION ELECTRONICS 2739 SO 143RD CT STE 2124 OMAHA, NE 68111

1-800-835-2330 **BEST BUY'S BEST SERVICE**

1-800-327-8544 **STARTS WITH A FREE CATALOG**

TECH LINE (402) 331-3228

BY PURCHASING CABLE EQUIPMENT FROM MULTIVISION ELECTRONICS THE PURCHASER AGREES TO COMPLY WITH STATE & FEDERAL LAWS REGARDING PRIVATE OWNERSHIP OF CABLE TV EQUIPMENT. IF YOU ARE UNSURE OF THESE LAWS CHECK WITH YOUR LOCAL OFFICIALS.

1. Call Identifiers
2. Power Antennas
3. Mind-Machines
4. Wireless Cable Receivers T.V. 1.9-2.7 GHz
5. Stun-Guns
6. Surveillance
7. Dual Deck VCR

U.S. SAVINGS BONDS FOR EDUCATION GROW ALMOST AS FAST AS KIDS DO.

Buy U.S. Savings Bonds — for half their face value — where you work or bank. If you keep them five years or more, you'll earn competitive, market-based rates or a guaranteed minimum rate, whichever is higher.

For current rate information, call **1-800-4US BOND • 1-800-487-2663**



A public service of this magazine

Where would Hansel and Gretel be without a forest?



PLEASE don't ever toss cigarettes into the brush. Because when a forest burns, we all feel lost.

Only You Can Prevent Forest Fires.



US Forest Service and your State Forests.

1·800·831·4242

Your Resource for Value. Only a Phone Call Away.

20
YEARS OF
EXCELLENCE
1973-1993



40 Watt Switching Power Supply

+5V @ 1.5A -5V @ .32A
+5V @ .4A -12V @ .075A
+12V @ .5A +22V @ 1A

- Input: 115VAC @ 60Hz
- 2-pin Molex input connector and 4 output connectors
- Size: 5.375"L x 3.5"W x 1.25"H
- Weight: .5 lb.

Part No.	Product No.	Price
9R77972	PS512	\$14.95



23 Watt Switching Power Supply

+5V @ 1.8A
+15V @ .450A
-15V @ .450A

- Input: 120VAC @ 50/60Hz
- Molex style input and output connectors
- Size: 5"L x 3"W x 1.375"H
- Weight: .5 lb.

Part No.	Product No.	Price
9R76611	PS9099	\$12.95

See our Catalog for more power supplies

Metex Digital Multimeters

- Handheld high accuracy
 - Measures AC/DC voltage, AC/DC current, resistance, diodes, audible continuity test, transistor hFE
 - Manual ranging w/overload protection
 - Comes with probes, batteries, case and manual
 - One-year warranty
- 9R27086 & 9R27158 only:**
- Also measures frequency and capacitance



9R27158

Part No.	Description	Price
9R27078	3.5 digit multimeter	\$59.95
9R27086	3.5 digit multimeter w/frequency & capacitance	74.95
9R27115	3.5 digit multimeter	39.95
9R27140	4.5 digit multimeter, w/tach/dwell	59.95
9R27158	4.5 digit w/frequency & capacitance & data hold switch	99.95

Jameco Solderless Breadboards

Our long-lasting breadboards feature screen printed color coordinates and are suitable for many kinds of prototyping and circuit design. Larger models feature heavy-duty aluminum backing with voltage and grounding points.



9R20757

Part No.	Terminal Strips	Bus Strips	Contact Points	Price
9R20343	0	2	200	\$3.49
9R20600	1	2	400	4.95
9R20669	1	0	630	5.95
9R20722	1	2	830	6.95
9R20757	2	1	1,360	12.95
9R20773	2	4	1,660	17.95
9R20790	3	5	2,390	24.95
9R20811	4	7	3,220	32.95

Linear Integrated Circuits

Part No.	Product No.	Price
9R33241	TL082CP	\$1.59
9R23579	LM317T	.65
9R23683	LM324N	.35
9R23771	LM336Z	1.09
9R23851	LM339N	.45
9R27422	NE555V	.35
9R24328	LM556N	.49
9R24467	LM723CN	.49
9R24539	LM741CN	.29
9R23131	LM1458N	.39
9R23157	LM1488N	.45
9R23181	LM1489N	.45
9R34278	ULN2003A	.69
9R24230	LM3914N	2.49
9R27385	NE5532	1.19
9R51262	7805T	.45
9R51334	7812T	.45

Diodes and Transistors

Part No.	Product No.	Description	Price
9R35991	1N4148	Switching diode	\$0.07
9R36097	1N4733	Zener diode	.25
9R35991	1N4004	Silicon rectifier	.10
9R38236	2N2222A	Gen. pur. transistor	.25
9R38279	2N2907A	Gen. pur. transistor	.25
9R38359	2N3904	Gen. pur. transistor	.12

Ceramic Capacitors (50V) ± 20% Ceramic

Part No.	Capacitance	Price
9R15333	10pf	\$.10
9R15341	100pf	.10
9R15190	.001µF	.10
9R15229	.01µF	.10
9R15253	.047µF	.10
9R15270	.1µF	.15

Soldertail Low Profile Tin Plated IC Sockets



Lead Length: .125"
Body Height: .156"

Part No.	Pins	Price
9R51570	8 pin	\$.10
9R37161	14 pin	.11
9R37372	16 pin	.12
9R39335	24 pin	.19
9R40301	28 pin	.22
9R41110	40 pin	.28

*Additional components available

Carbon Film 1/4 Watt 5% Resistor Assortments

Part No.	Description	Price
9R10719	5 each 70 values (every other value from R10 ohm-R5.6 mg) 1/4 Watt C.F. Resistor Values (350 pcs.)	\$9.95
9R10663	100 each (27 values) 1/4 Watt C.F. Resistors R10 thru R10M (2,700 pcs.)	39.95

LEDs

Part No.	Product No.	Description	Price
9R34796	XC556R	Red .200 dia	\$.12
9R34761	XC556G	Green .200 dia	.16
9R34825	XC556Y	Yellow .200 dia	.16
9R34622	XC209R	Red .125 dia	.14
9R34606	XC209G	Green .125 dia	.18
9R34657	XC209Y	Yellow .125 dia	.18

SMT product new available!
Call for price and availability

Other Jameco Resources

- Test/Measurement and Prototyping Equipment
- Full line of Integrated Circuits and Electronic Components
- Call for hobby kits



Order toll-free 1·800·831·4242

Call or write for your FREE Summer Component Catalog:
1·800·637·8471

JAMECO™

ELECTRONIC COMPONENTS
COMPUTER PRODUCTS

1355 Shoreway Road
Belmont, CA 94002

FAX: 1·800·237·6948 (Domestic)
FAX: 415·592·2503 (International)

For International Sales, Customer Service, Credit Department and all other inquiries: Call 415·592·8097 between 7AM-5PM P.S.T.

CA Residents please add applicable sales tax.

\$30.00 Minimum Order

Terms: Prices subject to change without notice. Items subject to availability and prior sale. Complete list of terms/warranties is available upon request.

© 1993 Jameco 9/93 All trademarks are registered trademarks of their respective companies.



Courteous Service • Discount Prices • Fast Shipping

ALL ELECTRONICS

P.O. Box 567 • Van Nuys, CA 91408

LED BACKLIGHT

1.57" X 1.08" X LED lighted backlight. Frequently used behind LCD displays to enhance visibility of characters. Four green LEDs, one in each corner, light the device. 0.12" thick clear plastic with white reflective backing. CAT # LED-BL 2 for \$1.00



6VDC, 4PDT KH STYLE RELAY

SPECIAL PURCHASE!!
Omron # MYQ4-02-VH-6VDC
6 Vdc, 37.5 ohm coil. PC pins
4PDT, 5 amp contacts
1.07" X 0.82" X 1.41" high.
CAT # 4PRLY-6PC
\$2.50 each
10 for \$20.00



REDUCED PRICE! 4 (USED) AA RECHARGEABLE BATTERIES

Battery pack with 4 AA nickel-cad batteries in series to make a 4.8 volt pack. Batteries have soldertabs and can be separated and reconfigured.
CAT# NCB-41AAU SPECIAL! \$2.00 per pack



12 VDC LATCHING RELAY

Midtex # 327-21B200
12 Vdc, 400 ohm dual coil latching relay
DPDT, 2 amp contacts. Fits 16 pin DIP socket. 0.8" X 0.4" X 0.33". UL listed
CAT# LRLY-125 \$2.00 each



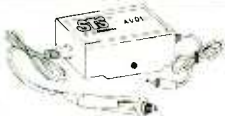
VIDEO/RF MODULATOR

Originally made for use with the Commodore computer, these good quality video modulators were probably designed for 9 Vdc use, but they operate well on 6-12 Vdc. They accept color video and audio, and a selector switch is provided for output to channel 2 or 3. Easy to hook-up. Requires a 6-12 Vdc power supply or wall transformer and a connector to interface with your audio/video source. RCA jack output. Hook-up instructions included. 3" X 1.47" X 0.75"
CAT# AVMOD-3 \$5.00 each



DC-DC CONVERTER

Satellite Technology Services, Inc. # AV 011
Input
13.75 Vdc to 27.5 Vdc
Output
13.75 Vdc @ 1.3 amps
Plugs into cigar lighter receptacle in car or airplane. Converts, filters and regulates voltage for use with 12-14 Vdc appliances. Fused cigar lighter plug on heavy duty 3 ft cable. 4 1/2 ft cord on output side terminates with a small DC co-ax power plug that, in most cases, will need to be cut-off and replaced with another type of plug. Ideal for powering portable TVs, communications equipment etc.
CAT# AV-011 \$5.00 each



TOLL FREE ORDER LINES

1-800-826-5432

CHARGE ORDERS to Visa, MasterCard or Discover

TERMS: Minimum order \$10.00. Shipping and handling for the 48 continental U.S.A. \$4.00 per order. All orders including AK, HI, PR or Canada must pay full shipping. All orders delivered in CALIFORNIA must include state sales tax (7.25%, 7.5%, 7.75%, 8.25%, 8.5%) Quantities Limited. NO C.O.D. Prices subject to change w/out notice.

Call or Write For Our

FREE 64 Page Catalog

(Outside The U.S.A. Send \$2.00 Postage)

ALL ELECTRONICS CORP.

P.O. Box 567 • Van Nuys, CA • 91408

ADVERTISING INDEX

Electronics Now does not assume any responsibility for errors that may appear in the index below.

Free Information Number	Page
108	AMC Sales 15
107	All Electronics 98
186	American Reliance Inc. 29
—	CIE 11
—	CLAGGK Inc. Video Offer 13
—	Command Productions 12
127	Deco Industries 29
125	Electronic Goldmine 95
—	Electronics Book Club 7, 80
121	Fluke Manufacturing CV2
185	Global Specialties 3
—	Grantham College 15
86	Heathkit 12
176	Howard W. Sams & Co. 23
180	ICS Computer Training 74
114	Jameco 97
89	MAT Electronics 23
184	Mini-Circuits CV4
—	NRI Schools 18
183	Optoelectronics CV3
—	Silicon Chip Magazine 17
—	Star Circuits 29
179	The School Of VCR Repair 76
178	The School Of PC Repair 89
187	Toroid Corp. 90
—	World College 25
188	Zentek Corp. 74

Gernsback Publications, Inc.
500-B Bi-County Blvd.
Farmingdale, NY 11735
1-(516) 293-3000
Larry Steckler, EHF/CET
President

Christina Estrada
assistant to the President

For Advertising ONLY
516-293-3000
Fax 1-516-293-3115

Larry Steckler
publisher

Arline Fishman
advertising director

Denise Mullen
advertising assistant

Kelly Twist
credit manager

Subscriber Customer Service
1-800-288-0652

Order Entry for New Subscribers
1-800-999-7139
7:00 AM - 6:00 PM M-F MST

ADVERTISING SALES OFFICES

EAST/SOUTHEAST

Stanley Levitan
Eastern Advertising
1 Overlook Ave.
Great Neck, NY 11021
1-516-487-9357
Fax 1-516-487-8402

MIDWEST/Texas/Arkansas/Okla.

Ralph Bergen
Midwest Advertising
One Northfield Plaza, Suite 300
Northfield, IL 60093-1214
1-708-446-1444
Fax 1-708-559-0562

PACIFIC COAST

Blake Murphy
Pacific Advertising
Pattis/3M
1800 North Highland Avenue
Suite 717
Hollywood, CA 90028
1-213-462-2700
FAX 1-213-463-0544

Electronic Shopper
Joe Shere
National Representative
P.O. Box 169
Idyllwild, CA 92549
1-909-659-9743
Fax 1-909-659-2469

TONE READING IMPROVED!!!

DECODE...CTCSS-50, DTMF-16, DCS-105



OPTOELECTRONICS

Monitoring off-the-air signalling tones such as private line and DTMF (Touchtones®) has always involved compromises—tiny displays, ambiguous readouts and poor response time. *No Longer!*

Optoelectronics has applied world class engineering to the problem and set a new standard for inexpensive tone reading equipment. This unit was designed to fill a function, not meet a price—yet it is competitive with other, less featured units. A micro-processor measurement system makes the unit precise and enables future expansion of capabilities.

- Off-the-air reading of CTCSS, DCS and DTMF tones
- Simultaneous indication of DCS/CTCSS and DTMF data
- Scrollable display storage of 127 DTMF digits
- Stores most recent CTCSS or DCS tone

- Convenient front panel controls
- Upgrade older service monitors
- Use with scanner or receiver (may require internal connection for CTCSS)
- Direct connection to Optoelectronics R10 Interceptor
- Ideal for two-way service technicians, hams and monitoring hobbyists
- 2 line by 16 character backlit LCD display
- Low power battery operation optional
- Precise Switched Capacitor audio filtering
- OE10 INSIDE high speed frequency counter ASIC
- Made in USA



SPECIFICATIONS

Function:	CTCSS and DTMF decoding and display
Display:	2 x 16 character LCD dot matrix/EL Backlight
Controls:	Power, Mode, Recall
Inputs:	1/8" Phone jack, greater than 400 kΩ impedance
Output:	Serial Data (I/O)
Power Req.	7 - 15 VDC
Size:	1.8"H x 4.5"W x 4" D
OPTION:	NiCad 44 \$39.
PRICE:	\$259.

Factory Direct Order Line
1-800-327-5912

305-771-2050 • Fax 305-771-2052

5821 NE 14th Ave, Ft. Lauderdale, FL 33334

5% ship/ Handling (Max \$10) U.S. & Canada. 15% outside continental U.S.
Visa, Master Card, C.O.D., Cash or Money Order only.

CIRCLE 183 ON FREE INFORMATION CARD

www.americanradiohistory.com

Mini-Spur[®] 1.0

turns your PC into a Spectrum Analyzer



Spot Spurious Signals Easily...
 choose the best mixer for your design problems

\$499⁹⁵



Introducing Mini-Spur[®], the software simulation program for analysis of system spurious responses. Using actual data on Mini-Circuits mixers, spurious signal levels are calculated and then displayed.

Operation is simple. The user defines the input frequency and power level, the program then graphically displays the various outputs including all the spurs (up to $10 \times LO \pm 10 \times RF$) falling within the user-defined IF filter bandwidth. As the user tunes the frequency, the output spectrum scrolls across the screen just like that of a sophisticated spectrum analyzer.

Required hardware; IBM AT or compatible with 640k memory, and EGA or VGA display. Optional, dot matrix, laser printer or plotter. So maximize design efficiency... use Mini-Spur[®] only from Mini-Circuits.

finding new ways ...
 setting higher standards

Mini-Circuits[®]

WE ACCEPT AMERICAN EXPRESS AND VISA

P.O. Box 350166, Brooklyn, New York 11235-0003 (718) 934-4500 Fax (718) 332-4661

Distribution Centers NORTH AMERICA 800-654-7949 • 417-335-5935 Fax 417-335-5945 EUROPE 44-252-835094 Fax 44-252-837010

For detailed specs on all Mini-Circuits products refer to • THOMAS REGISTER Vol. 23 • MICROWAVES PRODUCT DIRECTORY • EEM • MINI-CIRCUITS' 740-pg HANDBOOK

CUSTOM PRODUCT NEEDS... **Let Our Experience Work For You.**

F167 REV. ORIG.

CIRCLE 184 ON FREE INFORMATION CARD

www.americanradiohistory.com